



HIGH AIR FLOW LINEAR SLOT DIFFUSERS

KLN SERIES

OVERVIEW

KLN: series linear diffusers designed to manage high air flows with minimum pressure drop and generated noise. They allow to fully make us of the induction principle, guaranteeing optimum comfort conditions, no noticeable air currents and temperature uniformity, even in large areas by positioning the diffusers along the perimeter of the ceiling.

The big innovation on the KLN series is the double flow deflector system: for horizontal throw two settings are available and fully adjustable on construction site. The first setting allow supply air horizontally with a big ceiling effect, while the second setting still allow horizontal air supply but for biggest air flow and low pressure loss and noise level.

CHARACTERISTICS AND OPERATION

The KLN series diffusers are constructed from an aluminium diffuser body lots and a series of deflectors, also in aluminium, for the horizontal or vertical air through. The change of direction of the air through can be easily made without removing the diffuser.

APPLICATIONS

The KLN series diffusers are ideal in application with a ceiling height between 3 and 6 meters like open space offices, commercial galleries hospital wards or hotel rooms.

VERSIONS

Standard, with or without filter holder
Fineline, with or without filter holder
Fitted, without filter holder
With panel, with or without filter holder

DIFFUSER INSTALLATION:

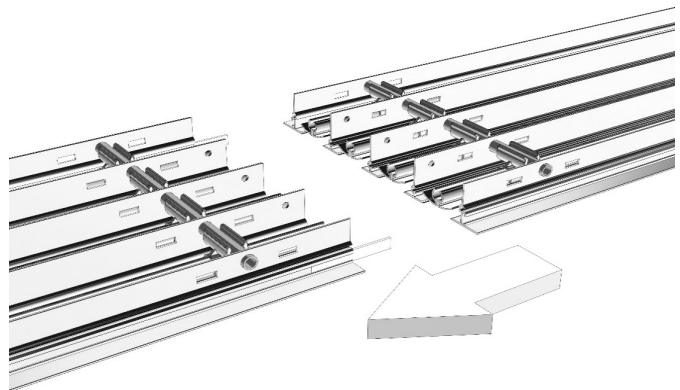
The KLN series diffusers are installed inside special plenum boxes, by suspension using quick fix connectors. This solution allows a quick installation even at the end of work carried out on the building site. Possibility of installation in continuous lines.

FINISH :

The KLN diffusers are constructed from an aluminium body anodized or painted white RAL 9010. The deflectors can be anodized, painted white RAL 9010 or black painted. The KLN diffusers with panel are constructed from an aluminium body and a carbon steel panel . Special finishes for the diffuser body can be made on request.

UNSUITABLE ENVIRONMENTS

The aluminum products are not suitable for installation in environments with an atmosphere containing corrosive substances for this material and in particular containing chlorine, such as swimming pools, spas and some types of food industries.



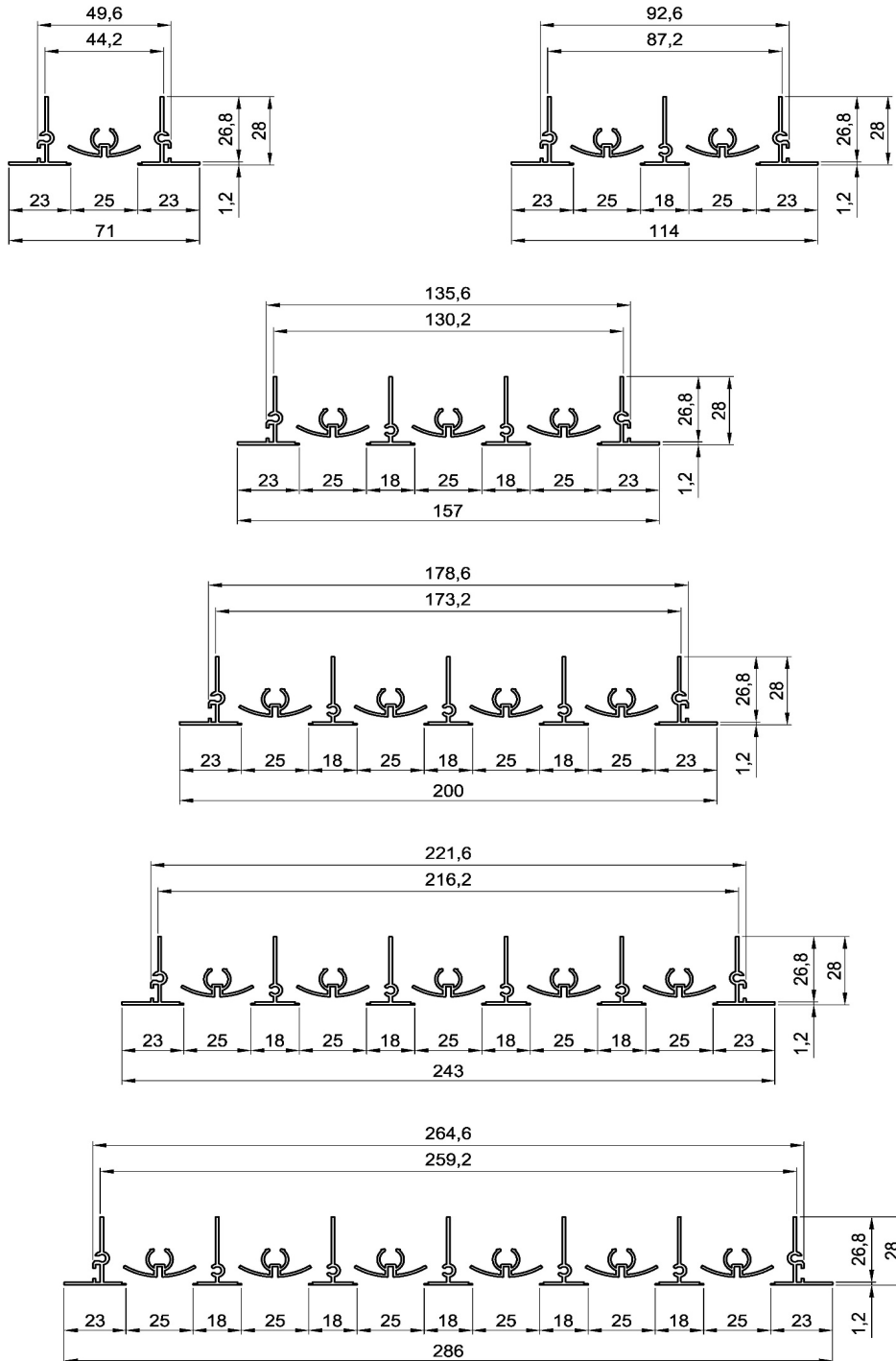
installation in continuous lines



HIGH AIR FLOW LINEAR SLOT DIFFUSERS

KLN SERIES

OVERALL SIZES



Ak Effective area for diffuser L=1 m (m ²)						
	1 slot	2 slots	3 slots	4 slots	5 slots	6 slots
Horizontal throw high Coandă effect	0,00944	0,01888	0,02832	0,03776	0,04720	0,05664
Horizontal throw high air flow	0,01544	0,03088	0,04632	0,06176	0,0772	0,09264
Vertical throw	0,01500	0,03000	0,04500	0,06000	0,07500	0,09000

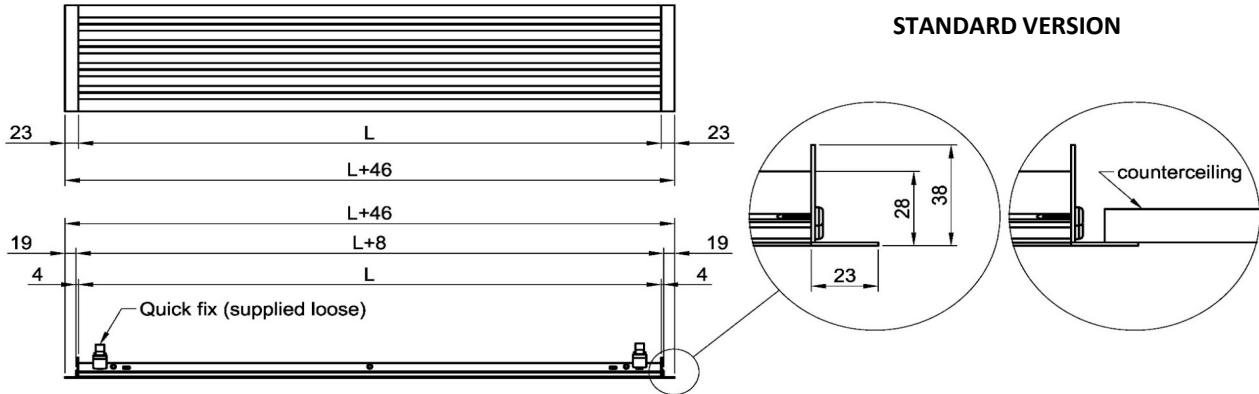


HIGH AIR FLOW LINEAR SLOT DIFFUSERS

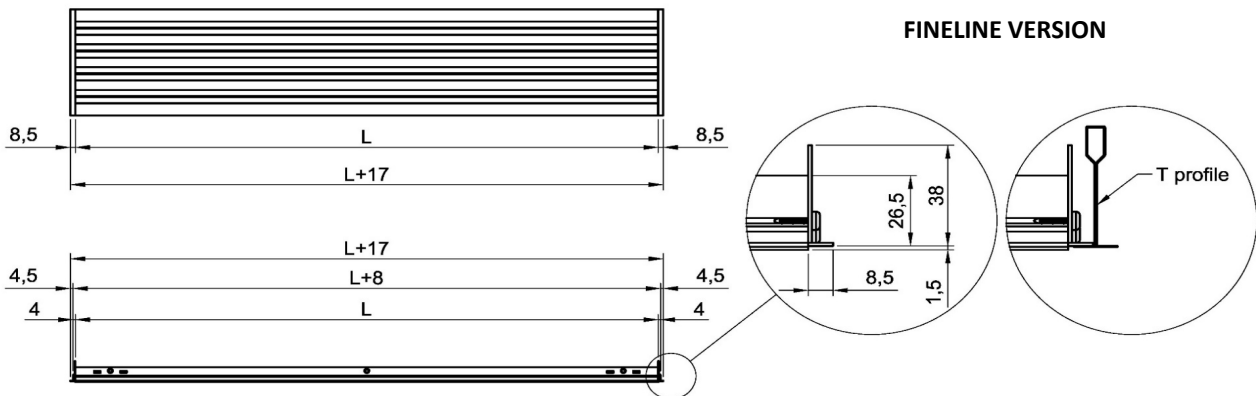
KLN SERIES

VERSIONS

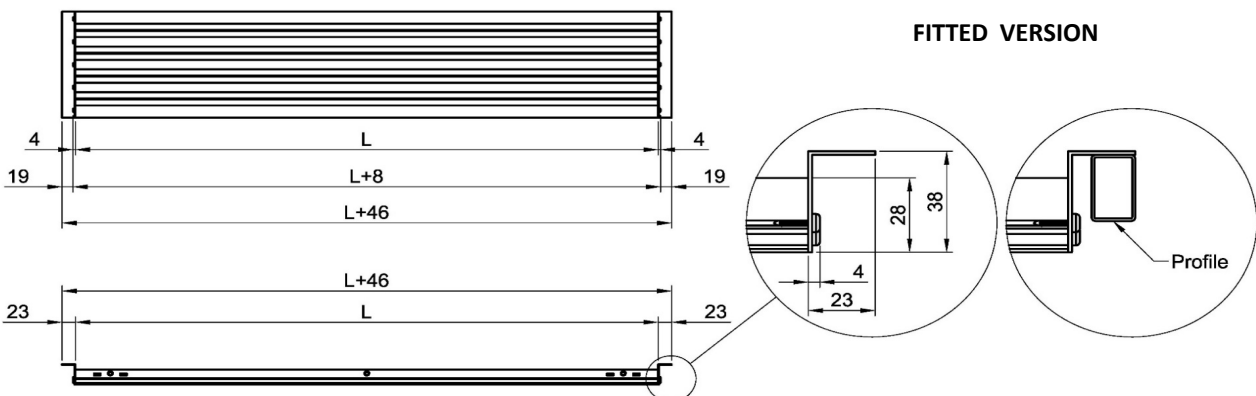
STANDARD VERSION



FINELINE VERSION



FITTED VERSION



VERSION WITH PANEL
Plenum P94B - plenum fixing with rivets
Dimensions of the panel on request



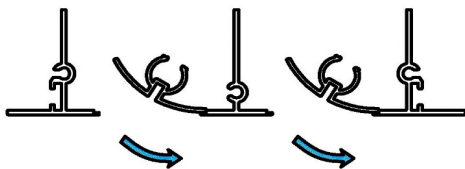
HIGH AIR FLOW LINEAR SLOT DIFFUSERS

KLN
SERIES

SETTING

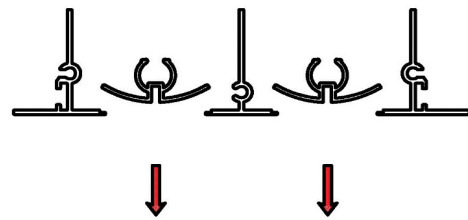
Horizontal throw configuration for high Coandă effect

The throw moves along the ceiling
It guarantees the complete absence of air currents
both in heating and cooling.



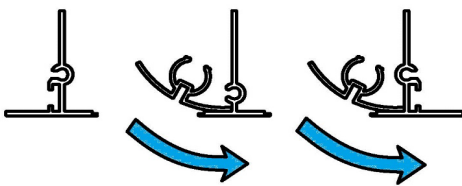
Vertical throw configuration

The air throw penetrates directly into the room
Prevents the formation of layers of hot air when
used for heating.



Horizontal throw configuration for high air flow

The throw moves along the ceiling
It guarantees the possibility of supply high air flow
with minimal levels of pressure drop and sound power



CHOICE OF AIR THROW ORIENTATION :

The horizontal throw represents the most common use of this type of diffuser, both for heating and cooling. The throw follows the ceiling and expands horizontally within the room. This generates a vertical recall of air present in the room, guaranteeing a perfect mixture of air without the presence of air currents within the occupied area.

The vertical throw, used when heating, allows to send the hot air directly within the occupied area to hinder the formation of layers of hot air in higher parts of the room caused by the lesser density.

The change of orientation of the air throw is obtained by rotating the deflector blade from an inclined position to a horizontal one, and vice versa.

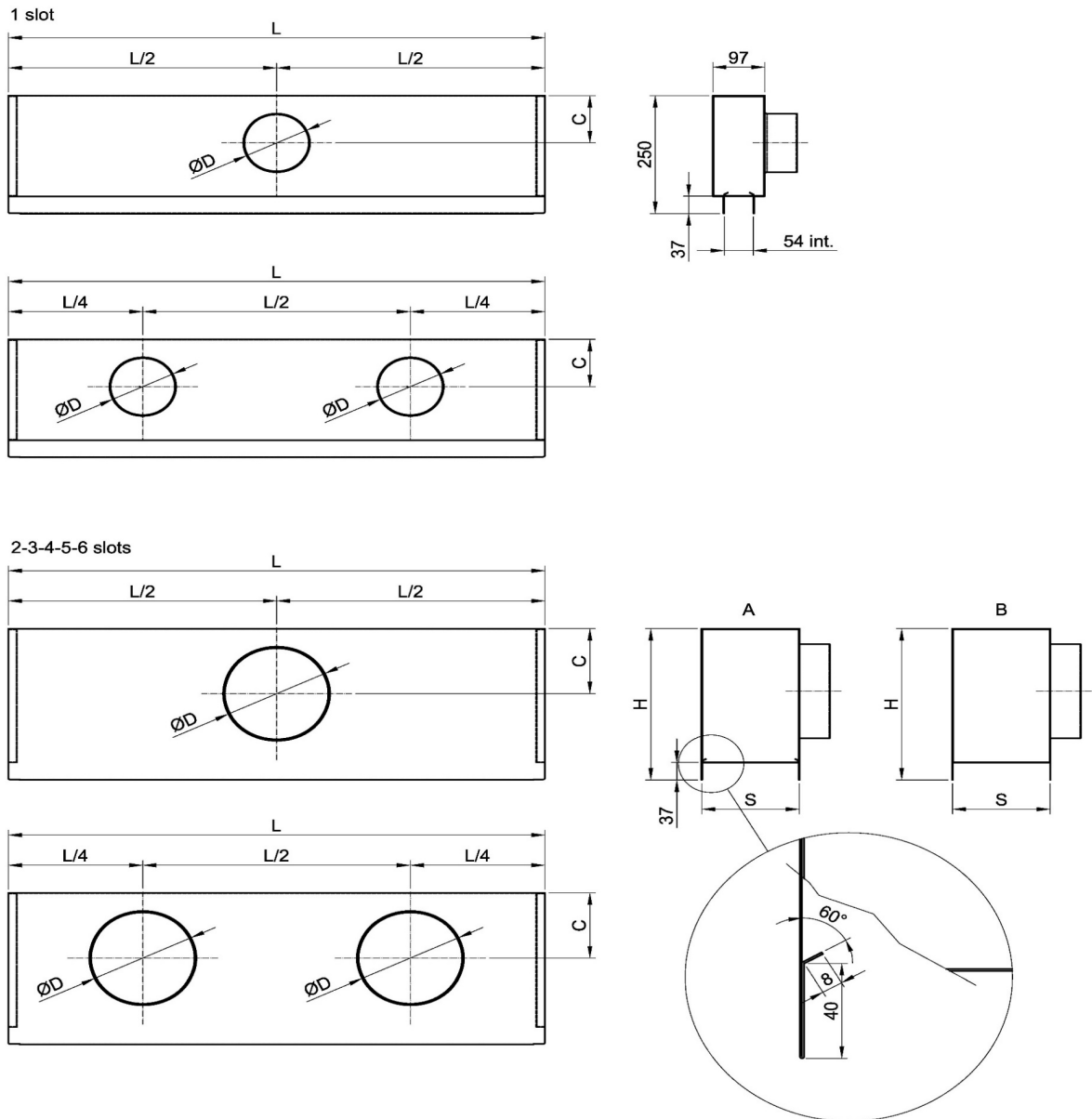
The deflector is rotated from within the diffuser, with the use of a lever at both extremities of the air slot.



HIGH AIR FLOW LINEAR SLOT DIFFUSERS

KLN SERIES

PLENUM



- L** Nominal length of the diffuser
- A** Version for installation with quick fix connectors (standard version without filter holder)
- B** Version for installation with rivets (filter holder, fineline, fitted and with panel versions)


Slots	H (mm)	S (mm)	C (mm)	L ≤ 1200 mm		1201 ≤ L ≤ 2000 mm		Holes in the counterceiling KLN standard version
				connector qty	ØD (mm)	connector qty	ØD (mm)	
1	250	54	100	1	124	2	124	L+15 x 61
2	250	95	115	1	158	2	158	L+15 x 104
3	320	138	135	1	198	2	198	L+15 x 147
4	320	181	135	1	198	2	198	L+15 x 190
5	370	224	160	1	248	2	248	L+15 x 233
6	370	267	160	1	248	2	248	L+15 x 276




HIGH AIR FLOW LINEAR SLOT DIFFUSERS

KLN SERIES

INSTALLATION WITH QUICK FIX CONNECTORS STANDARD DIFFUSER



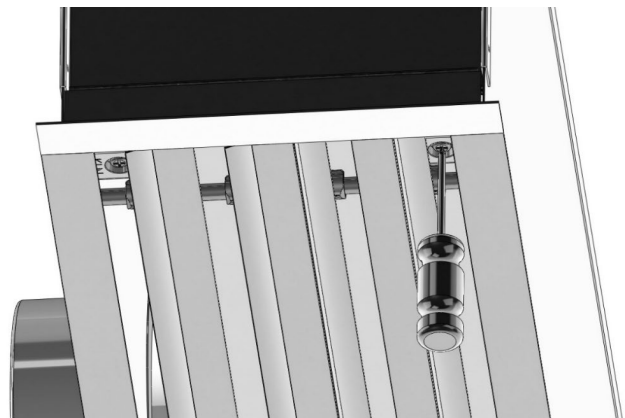
Insert the diffuser into the plenum



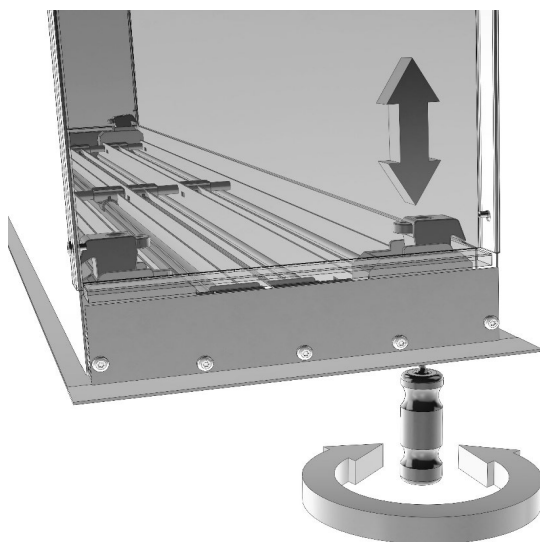
The diffuser will remain suspended



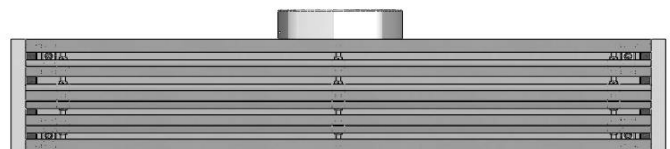
Open the deflector



Insert a screwdriver



Tight the screws of the quick fix connectors



All done

One slot diffuser

Length up to 1500mm: 2 quick-fixes
Length over 1500mm: 4 quick-fixes

Diffuser with 2-3-4-5-6 slots


Length up to 1500mm: 4 quick-fixes
Length over 1500mm: 6 quick-fixes



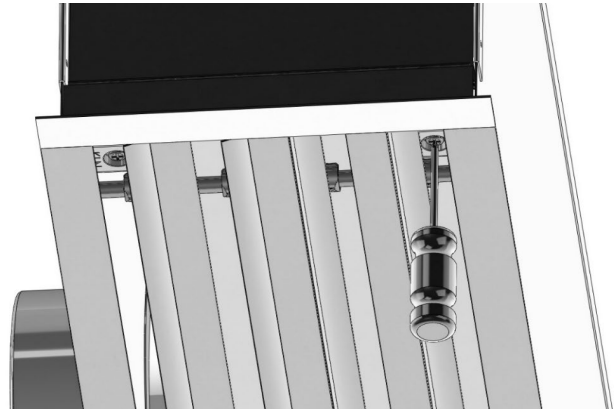
HIGH AIR FLOW LINEAR SLOT DIFFUSERS

KLN SERIES

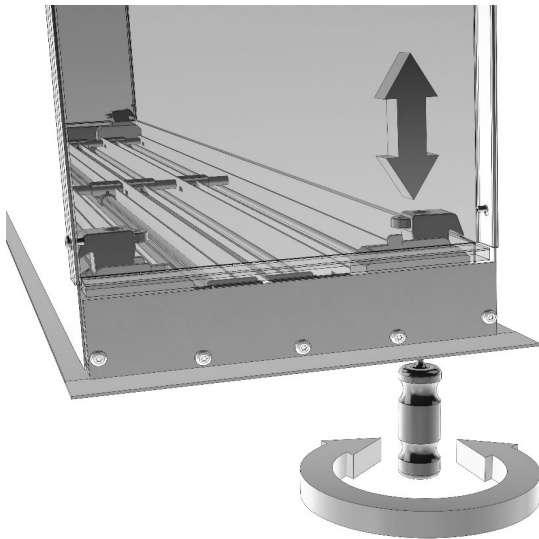
REMOVE THE DIFFUSER
FIXED WITH QUICK FIX CONNECTORS
STANDARD DIFFUSER



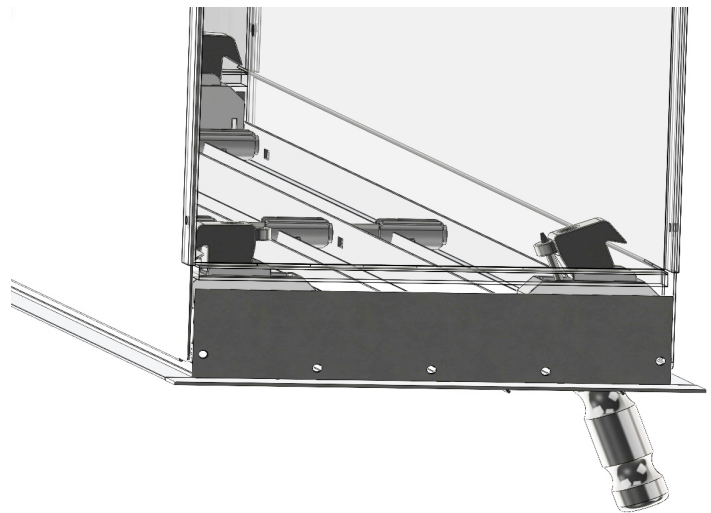
Open the deflectors




Insert a screwdriver



Loose the screws



Off-hook using the screwdriver



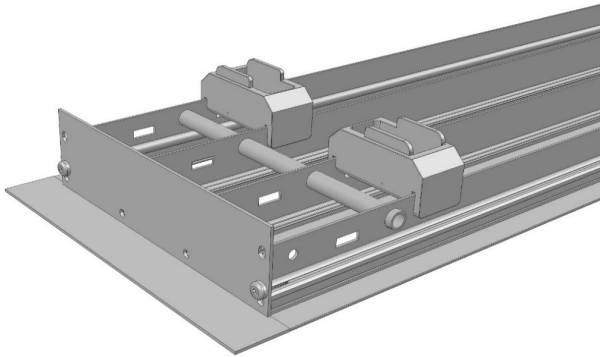
Estract the diffuser



HIGH AIR FLOW LINEAR SLOT DIFFUSERS

KLN SERIES

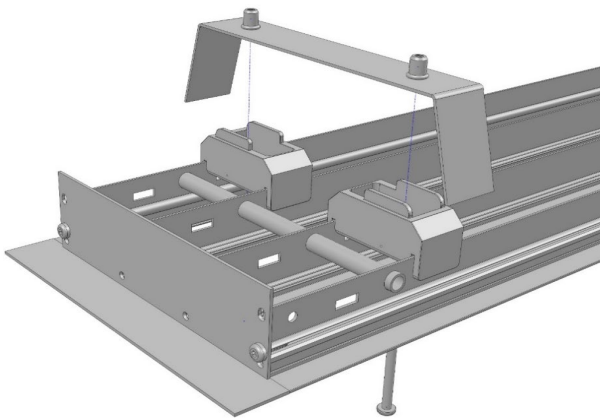
INSTALLATION IN PALSTERBOARD COUNTERCEILING STANDARD DIFFUSER WITHOUT PLENUM



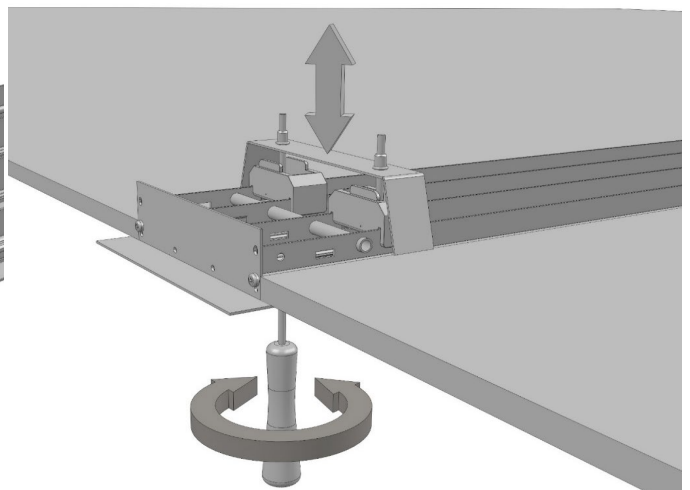
Fix the plastic elements




Insert the screws



Fix the metallic bridge



**Insert the diffuser into the counterceiling
and tight the screws**



All done

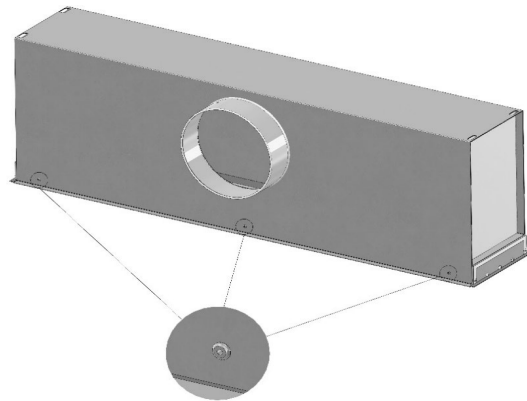
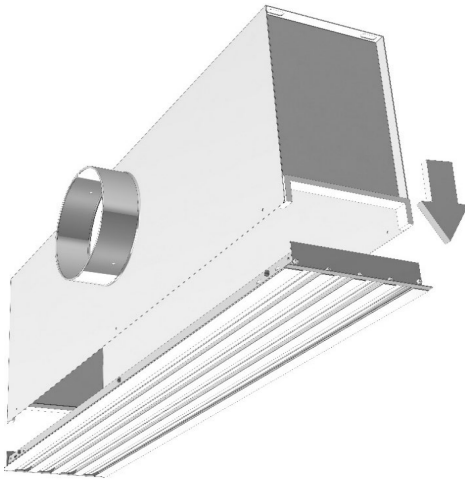


HIGH AIR FLOW LINEAR SLOT DIFFUSERS

KLN SERIES



INSTALLATION WITH RIVETS

FINELINE VERSION



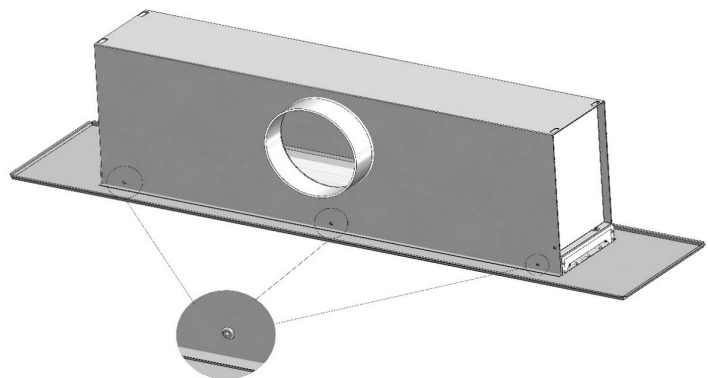

Fix both sides with rivets $\varnothing 4,8 \times 10$
aligning them with each pipe placed on the diffuser frame

FITTED VERSION



Fix both sides with rivets $\varnothing 4,8 \times 10$
aligning them with each pipe placed on the diffuser frame

VERSION WITH PANEL




Fix both sides with rivets $\varnothing 4,8 \times 10$
aligning them with each pipe placed on the diffuser frame



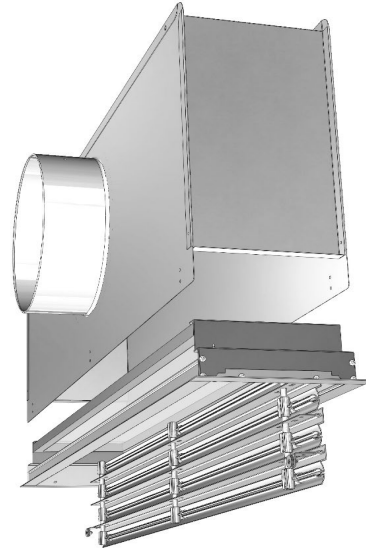
HIGH AIR FLOW LINEAR SLOT DIFFUSERS

KLN SERIES

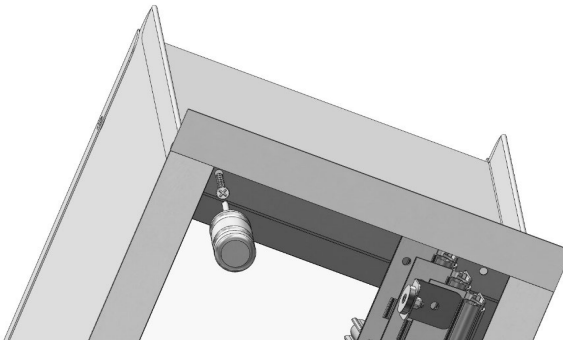
INSTALLATION FILTER HOLDER VERSION WITHOUT PANEL



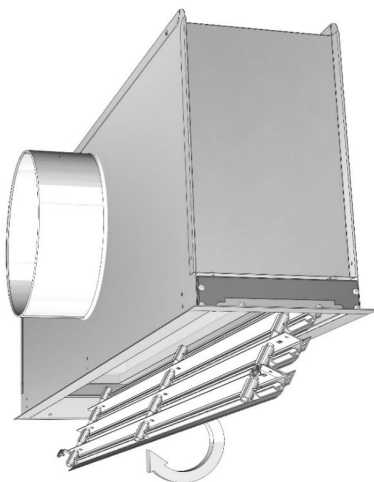
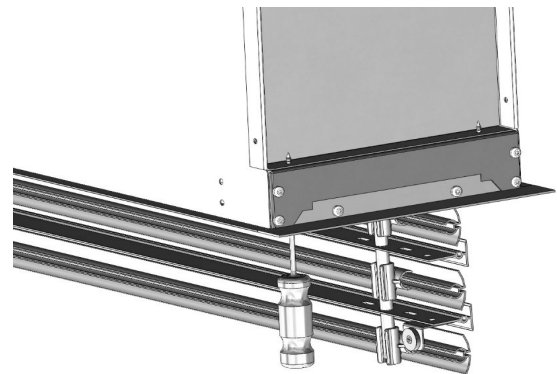
Open the diffuser



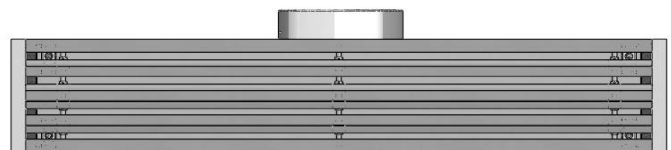
Insert the diffuser into the plenum



Fix the diffuser to the plenum using self-drilling screws



Close the diffuser



All done



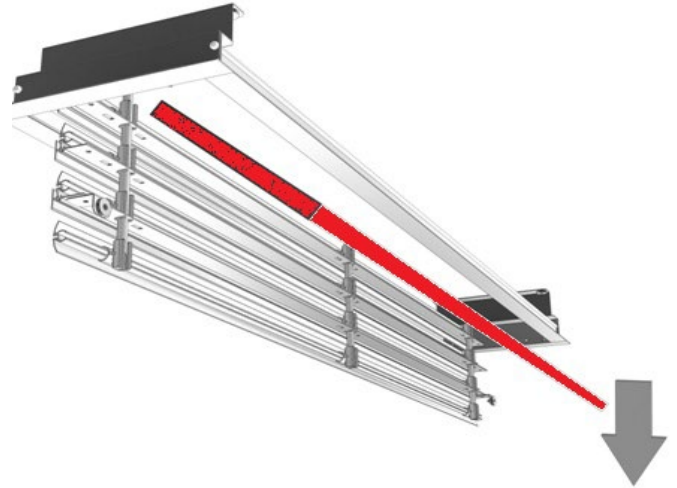
HIGH AIR FLOW LINEAR SLOT DIFFUSERS

KLN SERIES


HOW TO CHANGE THE FILTER




Open the diffuser



Pull the old filter in order to extract it
insert the new filter and fix it to the magnets



Close the diffuser



All done

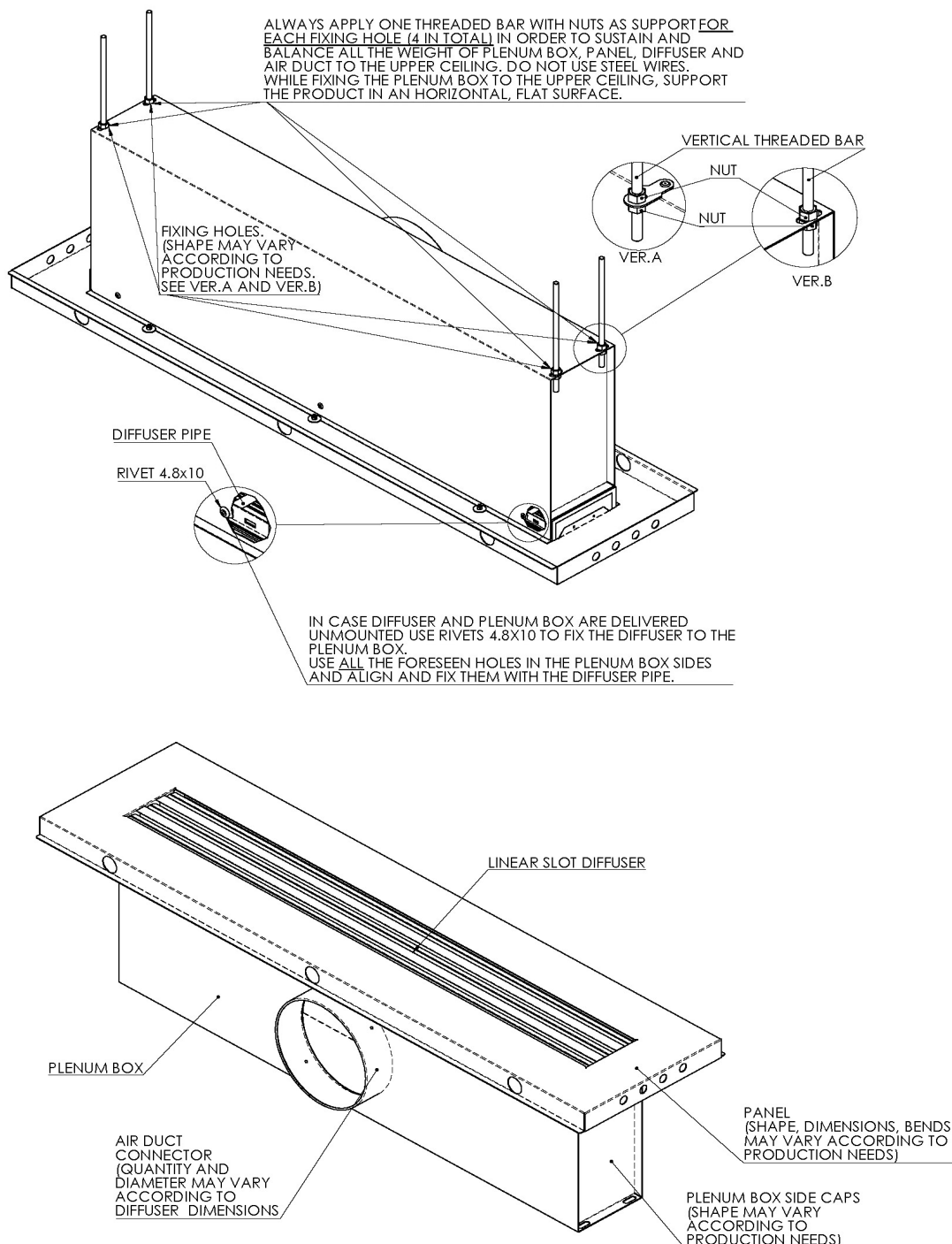


HIGH AIR FLOW LINEAR SLOT DIFFUSERS

**KLN
SERIES**

CAUTIONS FOR VERSIONS WITH PANEL

Never apply forces of any kind on panel, this may imply panel deformation.
 The weight of the panel itself, of the diffuser, of the plenum box and of the air duct has to be supported by plenum box hangers and not by the panel.
 Always handle with care. never lift or handle the product using the panel.
 To lift or handle the product please hold the plenum box body.
 The manufacturer does not assume any responsibility in the event of uncorrect use.





HIGH AIR FLOW LINEAR SLOT DIFFUSERS

KLN SERIES

QUICK SELECTION 1 - 2 SLOTS SETTING HIGH COANDA EFFECT

Model A _k [m ²]		Air flow rate																		
		m ³ /h l/s	50 (14)	75 (21)	100 (28)	125 (35)	150 (42)	175 (49)	200 (56)	225 (63)	275 (76)	300 (83)	350 (97)	400 (111)	450 (125)	500 (139)	550 (153)	600 (167)	650 (181)	700 (194)
KLN - 1 sl L=600 (0,0057)	L _{WA} [dB(A)]	21	32	39	45															
	V _k [m/s]	2,5	3,7	4,9	6,2															
	Δp _t [Pa]	9	21	37	58															
	L 0,2 [m]	1,7	2,5	3,2	3,9															
KLN - 1 sl L=1000 (0,0094)	L _{WA} [dB(A)]	<20	20	28	34	39	43	46	49											
	V _k [m/s]	1,5	2,2	3	3,7	4,4	5,2	5,9	6,7											
	Δp _t [Pa]	3	7	13	21	30	41	53	67											
	L 0,2 [m]	1,4	2	2,6	3,2	3,8	4,3	4,9	5,4											
KLN - 1 sl L=1200 (0,0113)	L _{WA} [dB(A)]		<20	24	30	35	39	42	45	50										
	V _k [m/s]		1,9	2,5	3,1	3,7	4,3	4,9	5,6	6,7										
	Δp _t [Pa]		5	9	14	21	28	37	47	68										
	L 0,2 [m]		1,9	2,4	3	3,5	4	4,5	5	6										
KLN - 1 sl L=1500 (0,0142)	L _{WA} [dB(A)]		<20	<20	25	30	34	37	40	45	48									
	V _k [m/s]		1,5	2	2,5	3	3,5	4	4,4	5,4	5,9									
	Δp _t [Pa]		3	6	9	13	18	24	30	43	52									
	L 0,2 [m]		1,7	2,2	2,7	3,2	3,7	4,1	4,6	5,5	5,9									
KLN - 1 sl L=2000 (0,0189)	L _{WA} [dB(A)]			<20	<20	23	27	31	34	39	41	46	49							
	V _k [m/s]			1,5	1,9	2,2	2,6	3	3,3	4	4,4	5,1	5,9							
	Δp _t [Pa]			3	5	7	10	13	17	24	29	40	52							
	L 0,2 [m]			2	2,4	2,9	3,3	3,7	4,1	4,9	5,3	6,1	6,8							
KLN - 2 sl L=600 (0,0113)	L _{WA} [dB(A)]		<20	24	30	35	39	42	45	50										
	V _k [m/s]		1,9	2,5	3,1	3,7	4,3	4,9	5,6	6,7										
	Δp _t [Pa]		5	9	14	21	28	37	47	68										
	L 0,2 [m]		1,9	2,4	3	3,5	4	4,5	5	6										
KLN - 2 sl L=1000 (0,0189)	L _{WA} [dB(A)]			<20	<20	23	27	31	34	39	41	46	49							
	V _k [m/s]			1,5	1,9	2,2	2,6	3	3,3	4	4,4	5,1	5,9							
	Δp _t [Pa]			3	5	7	10	13	17	24	29	40	52							
	L 0,2 [m]			2	2,4	2,9	3,3	3,7	4,1	4,9	5,3	6,1	6,8							
KLN - 2 sl L=1200 (0,0227)	L _{WA} [dB(A)]				<20	<20	23	27	30	35	37	42	45	48						
	V _k [m/s]				1,5	1,9	2,2	2,5	2,8	3,4	3,7	4,3	4,9	5,5						
	Δp _t [Pa]				4	5	7	9	12	17	20	28	36	46						
	L 0,2 [m]				2,2	2,7	3	3,4	3,8	4,5	4,9	5,6	6,4	7,1						
KLN - 2 sl L=1500 (0,0283)	L _{WA} [dB(A)]				<20	<20	<20	22	25	30	32	37	40	43	46	49				
	V _k [m/s]				1,2	1,5	1,7	2	2,2	2,7	2,9	3,4	3,9	4,4	4,9	5,4				
	Δp _t [Pa]				2	3	5	6	7	11	13	18	23	29	36	44				
	L 0,2 [m]				2,1	2,4	2,8	3,1	3,5	4,1	4,5	5,1	5,8	6,5	7,1	7,8				
KLN - 2 sl L=2000 (0,0378)	L _{WA} [dB(A)]						<20	<20	<20	24	26	30	34	37	40	42	45	47	49	
	V _k [m/s]						1,3	1,5	1,7	2	2,2	2,6	2,9	3,3	3,7	4,1	4,4	4,8	5,1	
	Δp _t [Pa]						3	3	4	6	7	10	13	16	20	25	29	35	40	
	L 0,2 [m]						2,5	2,8	3,1	3,7	4	4,6	5,2	5,8	6,3	6,9	7,5	8	8,6	

10 ≤ L_{WA} < 30

30 ≤ L_{WA} < 40

40 ≤ L_{WA} < 50



HIGH AIR FLOW LINEAR SLOT DIFFUSERS

KLN SERIES

QUICK SELECTION
3 - 4 SLOTS
SETTING HIGH COANDA EFFECT

Model A _k [m ²]		Air flow rate																			
		m ³ /h l/s	100 (28)	150 (42)	200 (56)	250 (69)	300 (83)	350 (97)	400 (111)	450 (125)	500 (139)	550 (153)	600 (167)	650 (181)	700 (194)	800 (222)	900 (250)	1000 (278)	1100 (306)	1200 (333)	
KLN - 3 sl L=600 (0,017)	L _{WA} [dB(A)]	<20	26	33	39	44	48														
	V _k [m/s]	1,6	2,5	3,3	4,1	4,9	5,7														
	Δp _t [Pa]	4	9	16	25	36	49														
	L 0,2 [m]	2,1	3	3,9	4,6	5,5	6,3														
KLN - 3 sl L=1000 (0,0283)	L _{WA} [dB(A)]		<20	22	28	32	37	40	43	46	49										
	V _k [m/s]		1,5	2	2,4	2,9	3,4	3,9	4,4	4,9	5,4										
	Δp _t [Pa]		3	6	9	13	18	23	29	36	44										
	L 0,2 [m]		2,4	3,1	3,8	4,5	5,1	5,8	6,5	7,1	7,8										
KLN - 3 sl L=1200 (0,034)	L _{WA} [dB(A)]		<20	<20	24	28	33	36	39	42	45	47	49								
	V _k [m/s]		1,2	1,6	2	2,4	2,9	3,3	3,7	4,1	4,5	4,9	5,3								
	Δp _t [Pa]		2	4	6	9	12	16	20	25	31	36	43								
	L 0,2 [m]		2,3	2,9	3,5	4,2	4,8	5,4	6	6,6	7,2	7,8	8,4								
KLN - 3 sl L=1500 (0,0425)	L _{WA} [dB(A)]			<20	<20	24	28	31	34	37	40	42	44	46	50						
	V _k [m/s]			1,3	1,6	2	2,3	2,6	2,9	3,3	3,6	3,9	4,3	4,6	5,2						
	Δp _t [Pa]			3	4	6	8	10	13	16	20	23	27	31	41						
	L 0,2 [m]			2,7	3,2	3,8	4,4	4,9	5,5	6,1	6,6	7,1	7,7	8,2	9,2						
KLN - 3 sl L=2000 (0,0566)	L _{WA} [dB(A)]				<20	<20	21	25	28	31	33	36	38	40	43	46	49				
	V _k [m/s]				1,2	1,5	1,7	2	2,2	2,5	2,7	2,9	3,2	3,4	3,9	4,4	4,9				
	Δp _t [Pa]				2	3	4	6	7	9	11	13	15	18	23	29	36				
	L 0,2 [m]				2,9	3,4	3,9	4,4	4,9	5,4	5,9	6,4	6,8	7,3	8,2	9,1	10,1				
KLN - 4 sl L=600 (0,0227)	L _{WA} [dB(A)]		<20	27	33	37	42	45	48												
	V _k [m/s]		1,9	2,5	3	3,7	4,3	4,9	5,5												
	Δp _t [Pa]		5	9	14	20	28	36	46												
	L 0,2 [m]		2,7	3,4	4,1	4,9	5,6	6,4	7,1												
KLN - 4 sl L=1000 (0,0378)	L _{WA} [dB(A)]			<20	21	26	30	34	37	40	42	45	47	49							
	V _k [m/s]			1,5	1,8	2,2	2,6	2,9	3,3	3,7	4,1	4,4	4,8	5,1							
	Δp _t [Pa]			3	5	7	10	13	16	20	25	29	35	40							
	L 0,2 [m]			2,8	3,4	4	4,6	5,2	5,8	6,3	6,9	7,5	8	8,6							
KLN - 4 sl L=1200 (0,0453)	L _{WA} [dB(A)]			<20	<20	22	26	30	33	36	38	41	43	45	48						
	V _k [m/s]			1,2	1,5	1,8	2,1	2,4	2,8	3,1	3,4	3,7	4	4,3	4,9						
	Δp _t [Pa]			2	3	5	7	9	11	14	17	20	24	28	36						
	L 0,2 [m]			2,6	3,1	3,7	4,3	4,8	5,4	5,9	6,4	7	7,5	8	9						
KLN - 4 sl L=1500 (0,0566)	L _{WA} [dB(A)]				<20	<20	21	25	28	31	33	36	38	40	43	46	49				
	V _k [m/s]				1,2	1,5	1,7	2	2,2	2,5	2,7	2,9	3,2	3,4	3,9	4,4	4,9				
	Δp _t [Pa]				2	3	4	6	7	9	11	13	15	18	23	29	36				
	L 0,2 [m]				2,9	3,4	3,9	4,4	4,9	5,4	5,9	6,4	6,8	7,3	8,2	9,1	10,1				
KLN - 4 sl L=2000 (0,0755)	L _{WA} [dB(A)]					<20	<20	<20	22	24	27	29	31	33	37	40	43	45	48		
	V _k [m/s]					1,1	1,3	1,5	1,7	1,8	2	2,2	2,4	2,6	2,9	3,3	3,7	4,1	4,4		
	Δp _t [Pa]					2	2	3	4	5	6	7	9	10	13	16	20	25	29		
	L 0,2 [m]					3	3,5	3,9	4,4	4,8	5,2	5,7	6,1	6,5	7,3	8,2	9	9,8	10,6		

10 ≤ L_{WA} < 30

30 ≤ L_{WA} < 40

40 ≤ L_{WA} < 50



HIGH AIR FLOW LINEAR SLOT DIFFUSERS

KLN SERIES

QUICK SELECTION
5 - 6 SLOTS
SETTING HIGH COANDA EFFECT

Model A _k [m ²]		Air flow rate																		
		m ³ /h l/s	150 (42)	200 (56)	250 (69)	300 (83)	350 (97)	400 (111)	450 (125)	500 (139)	550 (153)	600 (167)	700 (194)	800 (222)	900 (250)	1000 (278)	1100 (306)	1200 (333)	1300 (361)	1400 (389)
KLN - 5 sl L=600 (0,0283)	L _{WA} [dB(A)]	<20	22	28	32	37	40	43	46	49										
	V _k [m/s]	1,5	2	2,4	2,9	3,4	3,9	4,4	4,9	5,4										
	Δp _t [Pa]	3	6	9	13	18	23	29	36	44										
	L 0,2 [m]	2,4	3,1	3,8	4,5	5,1	5,8	6,5	7,1	7,8										
KLN - 5 sl L=1000 (0,0472)	L _{WA} [dB(A)]		<20	<20	21	25	29	32	35	37	40	44	47	50						
	V _k [m/s]		1,2	1,5	1,8	2,1	2,4	2,6	2,9	3,2	3,5	4,1	4,7	5,3						
	Δp _t [Pa]		2	3	5	6	8	11	13	16	19	25	33	42						
	L 0,2 [m]		2,6	3,1	3,6	4,2	4,7	5,3	5,8	6,3	6,8	7,8	8,8	9,8						
KLN - 5 sl L=1200 (0,0566)	L _{WA} [dB(A)]			<20	<20	21	25	28	31	33	36	40	43	46	49					
	V _k [m/s]			1,2	1,5	1,7	2	2,2	2,5	2,7	2,9	3,4	3,9	4,4	4,9					
	Δp _t [Pa]			2	3	4	6	7	9	11	13	18	23	29	36					
	L 0,2 [m]			2,9	3,4	3,9	4,4	4,9	5,4	5,9	6,4	7,3	8,2	9,1	10,1					
KLN - 5 sl L=1500 (0,0708)	L _{WA} [dB(A)]				<20	<20	20	23	26	28	31	35	38	41	44	47	49			
	V _k [m/s]				1,2	1,4	1,6	1,8	2	2,2	2,4	2,7	3,1	3,5	3,9	4,3	4,7			
	Δp _t [Pa]				2	3	4	5	6	7	8	11	15	19	23	28	33			
	L 0,2 [m]				3,1	3,6	4	4,5	4,9	5,4	5,8	6,7	7,5	8,4	9,2	10	10,8			
KLN - 5 sl L=2000 (0,0944)	L _{WA} [dB(A)]					<20	<20	<20	20	22	24	28	32	35	38	40	43	45	47	
	V _k [m/s]					1	1,2	1,3	1,5	1,6	1,8	2,1	2,4	2,6	2,9	3,2	3,5	3,8	4,1	
	Δp _t [Pa]					2	2	3	3	4	5	6	8	11	13	16	19	22	25	
	L 0,2 [m]					3,2	3,6	4	4,4	4,8	5,2	5,9	6,7	7,5	8,2	8,9	9,7	10,4	11,1	
KLN - 6 sl L=600 (0,034)	L _{WA} [dB(A)]	<20	<20	24	28	33	36	39	42	45	47									
	V _k [m/s]	1,2	1,6	2	2,4	2,9	3,3	3,7	4,1	4,5	4,9									
	Δp _t [Pa]	2	4	6	9	12	16	20	25	31	36									
	L 0,2 [m]	2,3	2,9	3,5	4,2	4,8	5,4	6	6,6	7,2	7,8									
KLN - 6 sl L=1000 (0,0566)	L _{WA} [dB(A)]			<20	<20	21	25	28	31	33	36	40	43	46	49					
	V _k [m/s]			1,2	1,5	1,7	2	2,2	2,5	2,7	2,9	3,4	3,9	4,4	4,9					
	Δp _t [Pa]			2	3	4	6	7	9	11	13	18	23	29	36					
	L 0,2 [m]			2,9	3,4	3,9	4,4	4,9	5,4	5,9	6,4	7,3	8,2	9,1	10,1					
KLN - 6 sl L=1200 (0,068)	L _{WA} [dB(A)]				<20	<20	21	24	27	29	32	36	39	42	45	48	50			
	V _k [m/s]				1,2	1,4	1,6	1,8	2	2,3	2,5	2,9	3,3	3,7	4,1	4,5	4,9			
	Δp _t [Pa]				2	3	4	5	6	8	9	12	16	20	25	30	36			
	L 0,2 [m]				3,2	3,6	4,1	4,6	5	5,5	5,9	6,8	7,6	8,5	9,4	10,2	11			
KLN - 6 sl L=1500 (0,085)	L _{WA} [dB(A)]					<20	<20	<20	22	24	27	31	34	37	40	43	45	47	49	
	V _k [m/s]					1,1	1,3	1,5	1,6	1,8	2	2,3	2,6	2,9	3,3	3,6	3,9	4,2	4,6	
	Δp _t [Pa]					2	3	3	4	5	6	8	10	13	16	19	23	27	31	
	L 0,2 [m]					3,3	3,7	4,2	4,6	5	5,4	6,2	7	7,8	8,6	9,3	10,1	10,8	11,6	
KLN - 6 sl L=2000 (0,1133)	L _{WA} [dB(A)]						<20	<20	<20	<20	20	24	28	31	34	36	39	41	43	
	V _k [m/s]						1	1,1	1,2	1,4	1,5	1,7	2	2,2	2,5	2,7	2,9	3,2	3,4	
	Δp _t [Pa]						1	2	2	3	3	4	6	7	9	11	13	15	18	
	L 0,2 [m]						3,3	3,7	4,1	4,5	4,8	5,5	6,2	6,9	7,6	8,3	9	9,6	10,3	

10 ≤ L_{WA} < 30

30 ≤ L_{WA} < 40

40 ≤ L_{WA} < 50



HIGH AIR FLOW LINEAR SLOT DIFFUSERS

KLN SERIES

QUICK SELECTION 1 - 2 SLOTS SETTING HIGH AIR FLOW

Model A _k [m ²]		Air flow rate																	
		m ³ /h l/s	50 (14)	100 (28)	150 (42)	200 (56)	250 (69)	300 (83)	350 (97)	400 (111)	450 (125)	500 (139)	550 (153)	600 (167)	650 (181)	700 (194)	750 (208)	800 (222)	900 (250)
KLN - 1 sl L=600 (0,0093)	L _{WA} [dB(A)]	<20	28	39	47														
	V _k [m/s]	1,5	3	4,5	6														
	Δp _t [Pa]	3	14	31	55														
	L 0,2 [m]	1,4	2,6	3,8	4,9														
KLN - 1 sl L=1000 (0,0154)	L _{WA} [dB(A)]		<20	28	35	41	46	50											
	V _k [m/s]		1,8	2,7	3,6	4,5	5,4	6,3											
	Δp _t [Pa]		5	11	20	30	44	60											
	L 0,2 [m]		2,1	3,1	4	4,8	5,7	6,6											
KLN - 1 sl L=1200 (0,0185)	L _{WA} [dB(A)]		<20	24	31	37	42	46	50										
	V _k [m/s]		1,5	2,3	3	3,7	4,5	5,2	6										
	Δp _t [Pa]		3	8	14	21	30	41	54										
	L 0,2 [m]		2	2,9	3,7	4,5	5,3	6,1	6,9										
KLN - 1 sl L=1500 (0,0232)	L _{WA} [dB(A)]			<20	26	32	37	41	45	48									
	V _k [m/s]			1,8	2,4	3	3,6	4,2	4,8	5,4									
	Δp _t [Pa]			5	9	13	19	26	35	44									
	L 0,2 [m]			2,6	3,4	4,1	4,8	5,6	6,3	7									
KLN - 1 sl L=2000 (0,0309)	L _{WA} [dB(A)]			<20	20	26	31	35	38	41	44	47	49						
	V _k [m/s]			1,4	1,8	2,2	2,7	3,1	3,6	4	4,5	5	5,4						
	Δp _t [Pa]			3	5	8	11	15	19	25	31	37	44						
	L 0,2 [m]			2,3	3	3,7	4,3	5	5,6	6,2	6,9	7,5	8,1						
KLN - 2 sl L=600 (0,0185)	L _{WA} [dB(A)]		<20	24	31	37	42	46	50										
	V _k [m/s]		1,5	2,3	3	3,7	4,5	5,2	6										
	Δp _t [Pa]		3	8	14	21	30	41	54										
	L 0,2 [m]		2	2,9	3,7	4,5	5,3	6,1	6,9										
KLN - 2 sl L=1000 (0,0309)	L _{WA} [dB(A)]			<20	20	26	31	35	38	41	44	47	49						
	V _k [m/s]			1,4	1,8	2,2	2,7	3,1	3,6	4	4,5	5	5,4						
	Δp _t [Pa]			3	5	8	11	15	19	25	31	37	44						
	L 0,2 [m]			2,3	3	3,7	4,3	5	5,6	6,2	6,9	7,5	8,1						
KLN - 2 sl L=1200 (0,0371)	L _{WA} [dB(A)]			<20	22	27	31	34	37	40	43	45	47	49					
	V _k [m/s]			1,5	1,9	2,2	2,6	3	3,4	3,8	4,1	4,5	4,9	5,2					
	Δp _t [Pa]			3	5	8	10	14	17	21	26	31	36	41					
	L 0,2 [m]			2,8	3,4	4	4,6	5,2	5,8	6,4	7	7,5	8,1	8,6					
KLN - 2 sl L=1500 (0,0463)	L _{WA} [dB(A)]			<20	<20	22	26	29	32	35	38	40	42	44	46	48			
	V _k [m/s]			1,2	1,5	1,8	2,1	2,4	2,7	3	3,3	3,6	3,9	4,2	4,5	4,8			
	Δp _t [Pa]			2	3	5	7	9	11	14	16	20	23	26	30	35			
	L 0,2 [m]			2,6	3,1	3,7	4,2	4,8	5,3	5,8	6,4	6,9	7,4	7,9	8,4	8,9			
KLN - 2 sl L=2000 (0,0618)	L _{WA} [dB(A)]				<20	<20	<20	23	26	29	31	34	36	38	40	41	44	47	
	V _k [m/s]				1,1	1,3	1,6	1,8	2	2,3	2,5	2,7	2,9	3,1	3,4	3,6	4	4,5	
	Δp _t [Pa]				2	3	4	5	6	8	9	11	13	15	17	19	25	30	
	L 0,2 [m]				2,8	3,3	3,8	4,3	4,7	5,2	5,7	6,1	6,6	7	7,5	7,9	8,8	9,7	

10 ≤ L_{WA} < 30

30 ≤ L_{WA} < 40

40 ≤ L_{WA} < 50



HIGH AIR FLOW LINEAR SLOT DIFFUSERS

KLN SERIES

QUICK SELECTION 3 - 4 SLOTS SETTING HIGH AIR FLOW

Model A _k [m ²]		Air flow rate																		
		m ³ /h l/s	150 (42)	200 (56)	300 (83)	400 (111)	500 (139)	600 (167)	700 (194)	800 (222)	900 (250)	1000 (278)	1100 (306)	1200 (333)	1300 (361)	1400 (389)	1500 (417)	1600 (444)	1700 (472)	1800 (500)
KLN - 3 sl L=600 (0,0278)	L _{WA} [dB(A)]	<20	22	33	41	47														
	V _k [m/s]	1,5	2	3	4	5														
	Δp _t [Pa]	3	6	13	24	38														
	L 0,2 [m]	2,4	3,2	4,5	5,9	7,2														
KLN - 3 sl L=1000 (0,0463)	L _{WA} [dB(A)]		<20	22	29	35	40	44	48											
	V _k [m/s]		1,2	1,8	2,4	3	3,6	4,2	4,8											
	Δp _t [Pa]		2	5	9	14	20	26	35											
	L 0,2 [m]		2,6	3,7	4,8	5,8	6,9	7,9	8,9											
KLN - 3 sl L=1200 (0,0556)	L _{WA} [dB(A)]			<20	25	31	36	40	44	47	50									
	V _k [m/s]			1,5	2	2,5	3	3,5	4	4,5	5									
	Δp _t [Pa]			3	6	9	14	18	24	30	38									
	L 0,2 [m]			3,4	4,4	5,4	6,4	7,3	8,3	9,2	10,1									
KLN - 3 sl L=1500 (0,0695)	L _{WA} [dB(A)]			<20	20	26	31	35	39	42	45	47	49							
	V _k [m/s]			1,2	1,6	2	2,4	2,8	3,2	3,6	4	4,4	4,8							
	Δp _t [Pa]			2	4	6	9	12	15	19	24	29	35							
	L 0,2 [m]			3,1	4,1	5	5,9	6,7	7,6	8,4	9,3	10,1	10,9							
KLN - 3 sl L=2000 (0,0926)	L _{WA} [dB(A)]				<20	20	25	29	32	36	38	41	43	45	47	49				
	V _k [m/s]				1,2	1,5	1,8	2,1	2,4	2,7	3	3,3	3,6	3,9	4,2	4,5				
	Δp _t [Pa]				2	3	5	7	9	11	14	16	19	23	26	30				
	L 0,2 [m]				3,6	4,4	5,2	6	6,8	7,5	8,3	9	9,7	10,5	11,2	11,9				
KLN - 4 sl L=600 (0,0371)	L _{WA} [dB(A)]		<20	27	34	40	45	49												
	V _k [m/s]		1,5	2,2	3	3,8	4,5	5,2												
	Δp _t [Pa]		3	8	14	21	31	41												
	L 0,2 [m]		2,8	4	5,2	6,4	7,5	8,6												
KLN - 4 sl L=1000 (0,0618)	L _{WA} [dB(A)]			<20	23	29	34	38	41	44	47	50								
	V _k [m/s]			1,3	1,8	2,3	2,7	3,1	3,6	4	4,5	5								
	Δp _t [Pa]			3	5	8	11	15	19	25	30	37								
	L 0,2 [m]			3,3	4,3	5,2	6,1	7	7,9	8,8	9,7	10,6								
KLN - 4 sl L=1200 (0,0741)	L _{WA} [dB(A)]			<20	<20	25	30	34	37	40	43	46	48	50						
	V _k [m/s]			1,1	1,5	1,9	2,3	2,6	3	3,4	3,8	4,1	4,5	4,9						
	Δp _t [Pa]			2	3	5	8	10	13	17	21	26	30	36						
	L 0,2 [m]			3	4	4,8	5,7	6,5	7,4	8,2	9	9,9	10,6	11,4						
KLN - 4 sl L=1500 (0,0926)	L _{WA} [dB(A)]				<20	20	25	29	32	36	38	41	43	45	47	49				
	V _k [m/s]				1,2	1,5	1,8	2,1	2,4	2,7	3	3,3	3,6	3,9	4,2	4,5				
	Δp _t [Pa]				2	3	5	7	9	11	14	16	19	23	26	30				
	L 0,2 [m]				3,6	4,4	5,2	6	6,8	7,5	8,3	9	9,7	10,5	11,2	11,9				
KLN - 4 sl L=2000 (0,1235)	L _{WA} [dB(A)]					<20	<20	22	26	29	32	35	37	39	41	43	44	46	48	
	V _k [m/s]					1,1	1,4	1,6	1,8	2	2,3	2,5	2,7	2,9	3,1	3,4	3,6	3,8	4	
	Δp _t [Pa]					2	3	4	5	6	8	9	11	13	15	17	19	22	25	
	L 0,2 [m]					3,9	4,7	5,3	6	6,7	7,4	8	8,7	9,3	10	10,6	11,2	11,9	12,5	

10 ≤ L_{WA} < 30

30 ≤ L_{WA} < 40

40 ≤ L_{WA} < 50



HIGH AIR FLOW LINEAR SLOT DIFFUSERS

KLN SERIES

QUICK SELECTION 5 - 6 SLOTS SETTING HIGH AIR FLOW

Model A _k [m ²]		Air flow rate																		
		m ³ /h l/s	200 (56)	300 (83)	400 (111)	500 (139)	600 (167)	700 (194)	800 (222)	900 (250)	1000 (278)	1150 (319)	1300 (361)	1450 (403)	1600 (444)	1750 (486)	1900 (528)	2050 (569)	2200 (611)	2350 (653)
KLN - 5 sl L=600 (0,0463)	L _{WA} [dB(A)]	<20	22	29	35	40	44	48												
	V _k [m/s]	1,2	1,8	2,4	3	3,6	4,2	4,8												
	Δp _t [Pa]	2	5	9	14	20	26	35												
	L 0,2 [m]	2,6	3,7	4,8	5,8	6,9	7,9	8,9												
KLN - 5 sl L=1000 (0,0772)	L _{WA} [dB(A)]		<20	<20	24	29	33	36	40	42	46	49								
	V _k [m/s]		1,1	1,4	1,8	2,2	2,5	2,9	3,2	3,6	4,1	4,7								
	Δp _t [Pa]		2	3	5	7	9	12	16	19	26	33								
	L 0,2 [m]		3	3,9	4,8	5,6	6,4	7,3	8,1	8,9	10,1	11,2								
KLN - 5 sl L=1200 (0,0926)	L _{WA} [dB(A)]			<20	20	25	29	32	36	38	42	45	48							
	V _k [m/s]			1,2	1,5	1,8	2,1	2,4	2,7	3	3,4	3,9	4,4							
	Δp _t [Pa]			2	3	5	7	9	11	14	18	23	28							
	L 0,2 [m]			3,6	4,4	5,2	6	6,8	7,5	8,3	9,4	10,5	11,5							
KLN - 5 sl L=1500 (0,1158)	L _{WA} [dB(A)]				<20	20	24	27	31	33	37	40	43	46	48	50				
	V _k [m/s]				1,2	1,4	1,7	1,9	2,2	2,4	2,8	3,1	3,5	3,8	4,2	4,6				
	Δp _t [Pa]				2	3	4	6	7	9	11	15	18	22	26	31				
	L 0,2 [m]				4,1	4,8	5,5	6,2	6,9	7,6	8,6	9,6	10,6	11,5	12,5	13,5				
KLN - 5 sl L=2000 (0,1544)	L _{WA} [dB(A)]				<20	<20	21	24	27	31	34	37	39	42	44	46	48	50		
	V _k [m/s]				1,1	1,3	1,4	1,6	1,8	2,1	2,3	2,6	2,9	3,1	3,4	3,7	4	4,2		
	Δp _t [Pa]				2	2	3	4	5	6	8	10	12	15	18	20	23	27		
	L 0,2 [m]				4,3	4,9	5,5	6,1	6,7	7,6	8,5	9,4	10,3	11,1	12	12,8	13,7	14,5		
KLN - 6 sl L=600 (0,0556)	L _{WA} [dB(A)]		<20	25	31	36	40	44	47	50										
	V _k [m/s]		1,5	2	2,5	3	3,5	4	4,5	5										
	Δp _t [Pa]		3	6	9	14	18	24	30	38										
	L 0,2 [m]		3,4	4,4	5,4	6,4	7,3	8,3	9,2	10,1										
KLN - 6 sl L=1000 (0,0926)	L _{WA} [dB(A)]			<20	20	25	29	32	36	38	42	45	48							
	V _k [m/s]			1,2	1,5	1,8	2,1	2,4	2,7	3	3,4	3,9	4,4							
	Δp _t [Pa]			2	3	5	7	9	11	14	18	23	28							
	L 0,2 [m]			3,6	4,4	5,2	6	6,8	7,5	8,3	9,4	10,5	11,5							
KLN - 6 sl L=1200 (0,1112)	L _{WA} [dB(A)]			<20	<20	21	25	28	31	34	38	41	44	47	49					
	V _k [m/s]			1	1,3	1,5	1,7	2	2,2	2,5	2,9	3,2	3,6	4	4,4					
	Δp _t [Pa]			1	2	3	5	6	8	9	12	16	20	24	29					
	L 0,2 [m]			3,4	4,1	4,9	5,6	6,3	7	7,7	8,7	9,7	10,7	11,7	12,7					
KLN - 6 sl L=1500 (0,139)	L _{WA} [dB(A)]				<20	<20	20	23	27	29	33	36	39	42	44	46	48	50		
	V _k [m/s]				1	1,2	1,4	1,6	1,8	2	2,3	2,6	2,9	3,2	3,5	3,8	4,1	4,4		
	Δp _t [Pa]				2	2	3	4	5	6	8	10	13	15	18	22	25	29		
	L 0,2 [m]				3,8	4,4	5,1	5,7	6,4	7	8	8,9	9,8	10,7	11,6	12,5	13,4	14,3		
KLN - 6 sl L=2000 (0,1853)	L _{WA} [dB(A)]				<20	<20	<20	20	23	27	30	33	35	38	40	42	44	46		
	V _k [m/s]				0,9	1	1,2	1,3	1,5	1,7	1,9	2,2	2,4	2,6	2,8	3,1	3,3	3,5		
	Δp _t [Pa]				1	2	2	3	3	4	6	7	9	10	12	14	16	19		
	L 0,2 [m]				4	4,5	5,1	5,7	6,3	7,1	7,9	8,8	9,5	10,4	11,2	11,9	12,7	13,5		

10 ≤ L_{WA} < 30

30 ≤ L_{WA} < 40

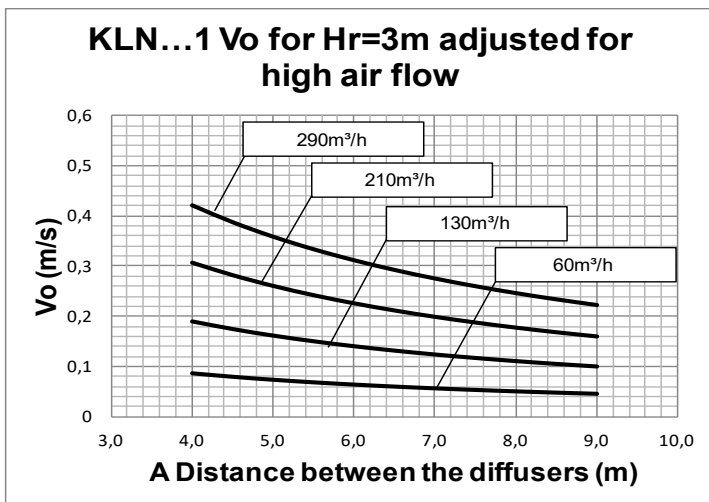
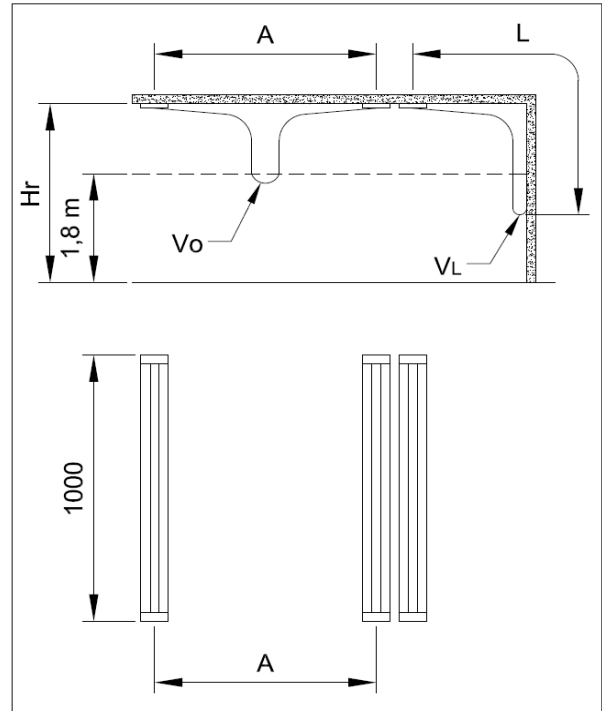
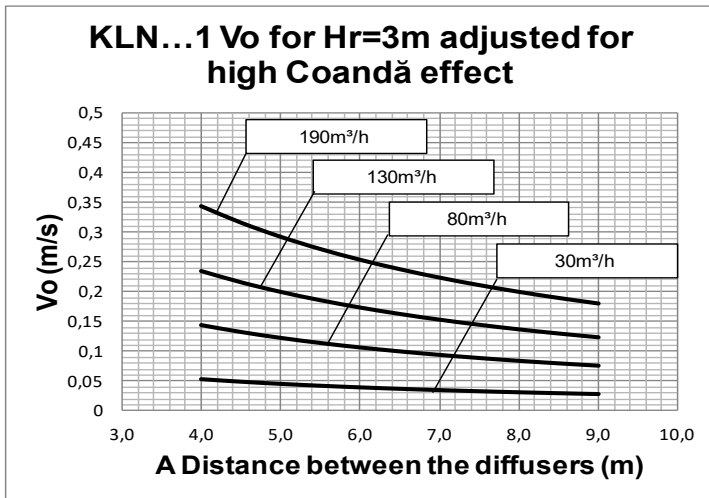
40 ≤ L_{WA} < 50



HIGH AIR FLOW LINEAR SLOT DIFFUSERS

KLN SERIES

PERFORMANCE KLN 1 SLOT L=1000mm

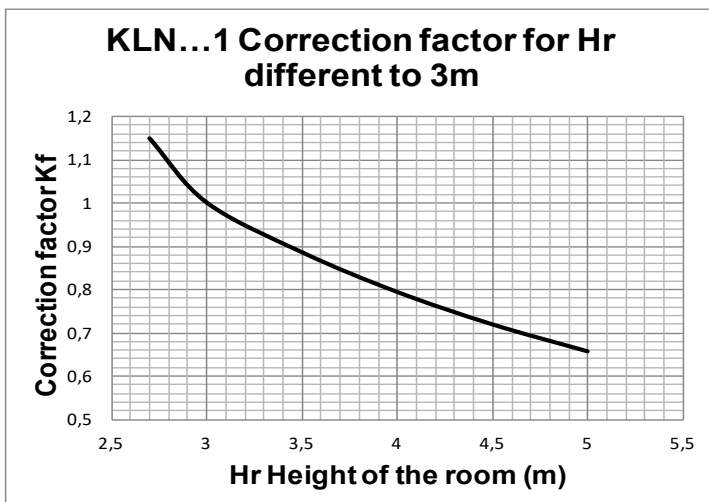


Aerulic data measured in isothermic conditions for a one meter long diffuser in accordance with the international standard:

ISO 5219 1984: Air distribution and air diffusion - Laboratory. Aerodynamic testing and rating of air terminal devices.

A (m) distance between diffusers
Vo (m/s) speed at limit of occupied area

For Hr different to 3m, use the multiplier factor Kf:
 $V_o(h) = V_o \times K_f$

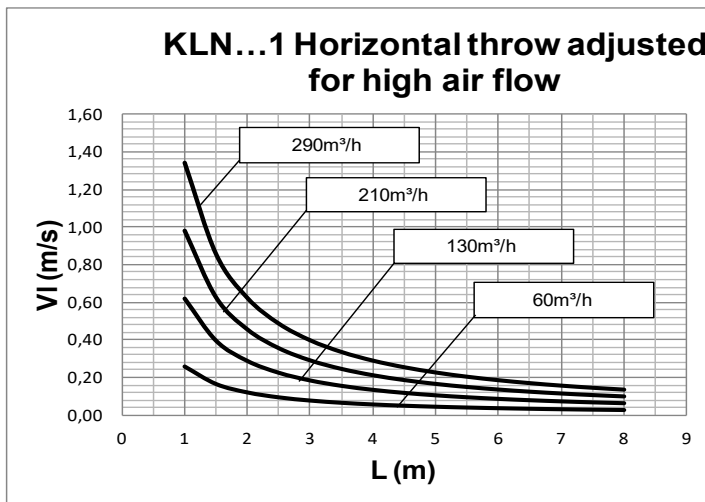
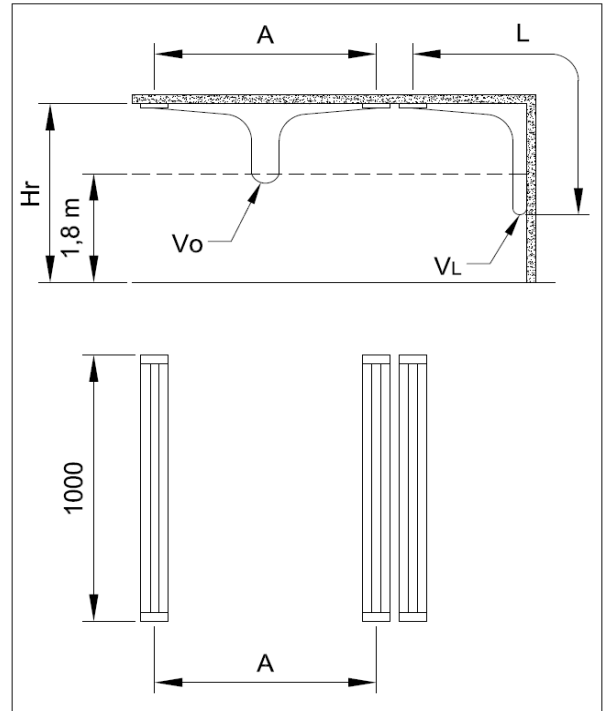
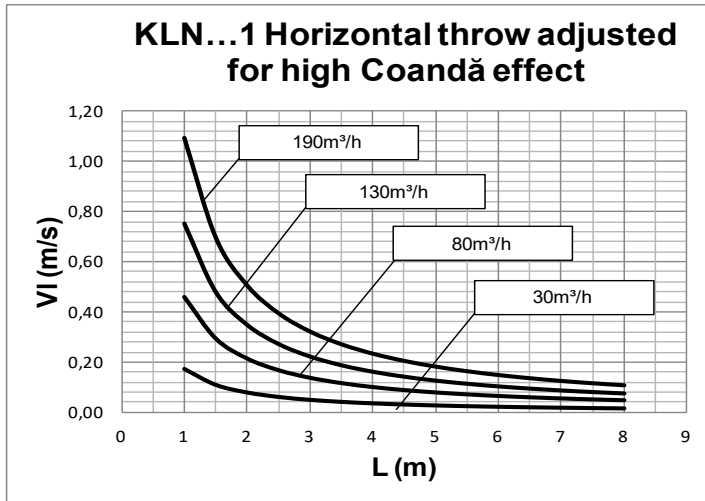




HIGH AIR FLOW LINEAR SLOT DIFFUSERS

KLN SERIES

PERFORMANCE KLN 1 SLOT L=1000mm

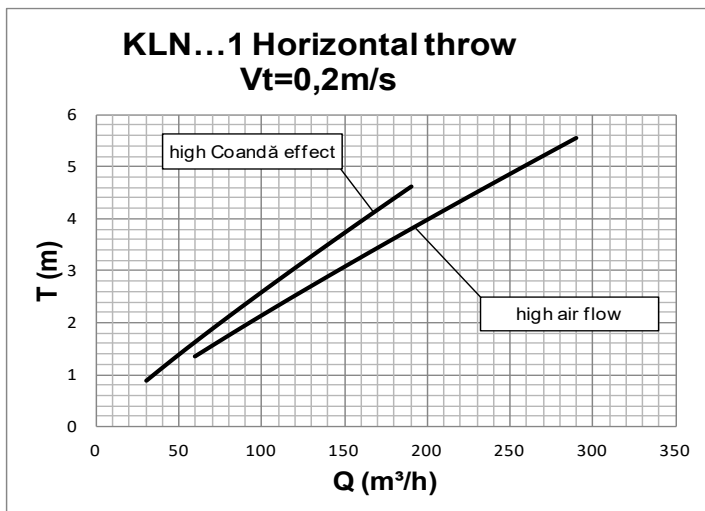


Aerulic data measured in isothermic conditions for a one meter long diffuser in accordance with the international standard:

ISO 5219 1984: *Air distribution and air diffusion - Laboratory. Aerodynamic testing and rating of air terminal devices.*

L (m) horizontal distance in meters from the centre of diffuser

V_L (m/s) maximum speed in air stream at distance L
T_{0,2} (m) throw for an isothermal air jet with a Coandă effect for a terminal speed of V_t=0,20m/s.



Correction factor for non isothermal conditions

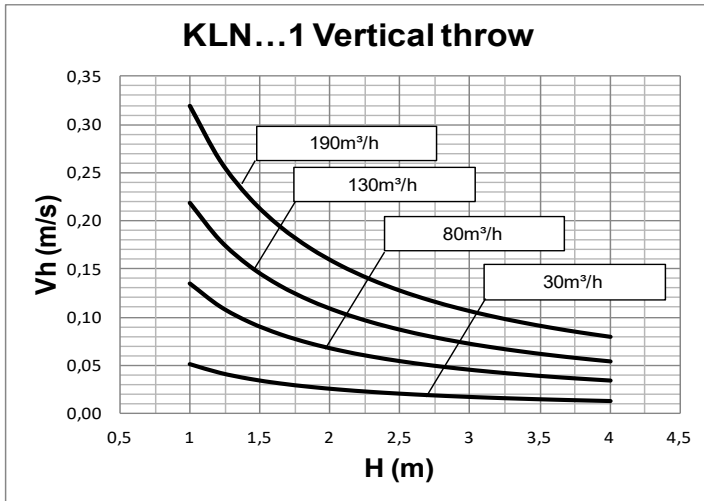
		ΔT	x Kf
Cooling		-10	0,90
		-8	0,92
		-6	0,94
		-4	0,96
		-2	0,98
Heating		2	1,02
		4	1,04
		6	1,06
		8	1,08
		10	1,10



HIGH AIR FLOW LINEAR SLOT DIFFUSERS

KLN SERIES

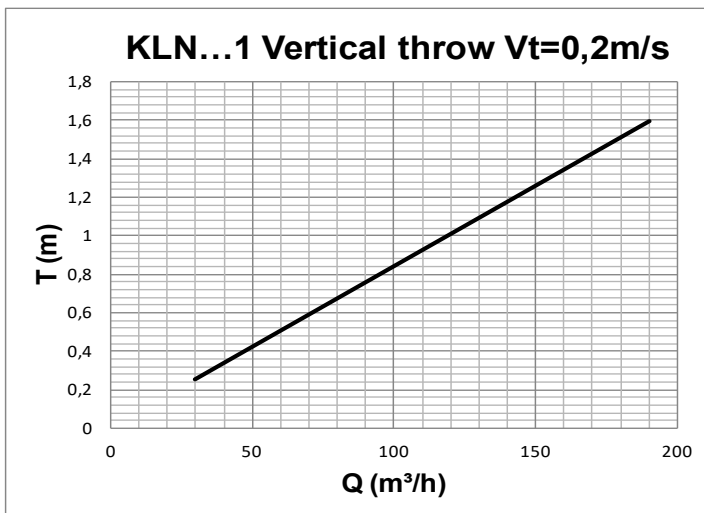
PERFORMANCE KLN 1 SLOT L=1000mm



Aerulic data measured in isothermic conditions for a one meter long diffuser in accordance with the international standard:

ISO 5219 1984: *Air distribution and air diffusion - Laboratory. Aerodynamic testing and rating of air terminal devices.*

H (m) vertical distance in meters from ceiling
 Vh (m/s) maximum speed in air stream at distance H
 T0,2 (m) throw for an isothermal air jet for a terminal speed of Vt=0,20m/s.



Correction factor for non isothermal conditions

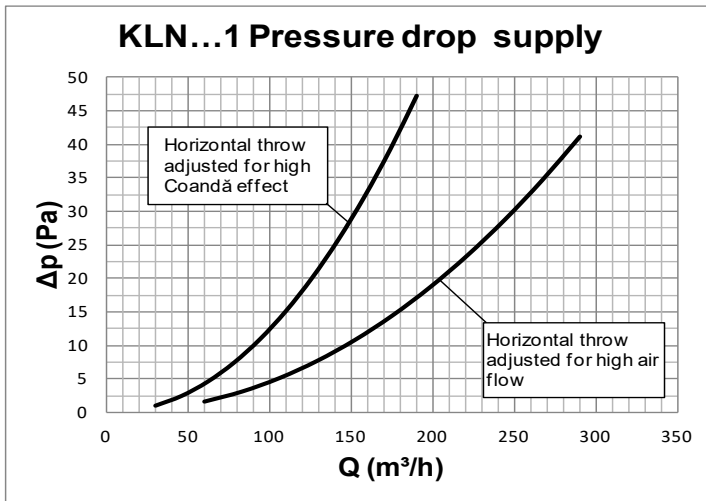
	ΔT	x Kf
Cooling	-10	1,11
	-8	1,09
	-6	1,06
	-4	1,04
	-2	1,02
Heating	2	0,98
	4	0,96
	6	0,94
	8	0,93
	10	0,91



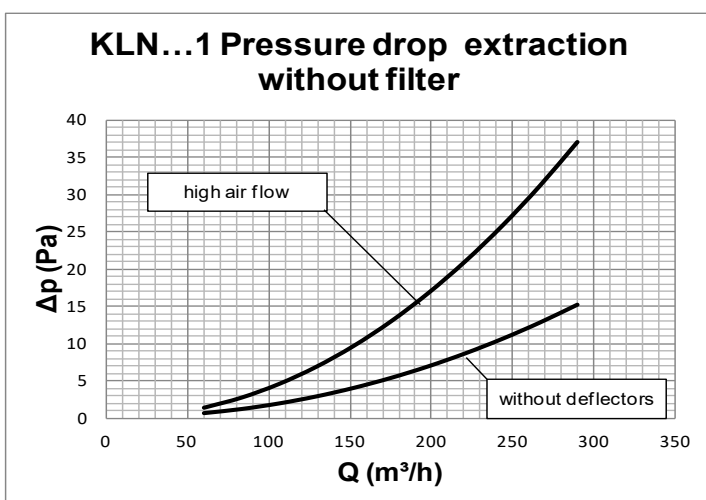
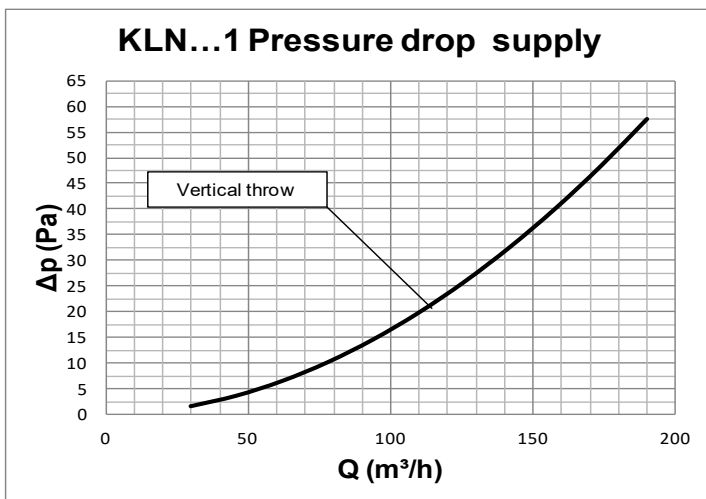
HIGH AIR FLOW LINEAR SLOT DIFFUSERS

KLN SERIES

PERFORMANCE KLN 1 SLOT L=1000mm



Aerodynamic data measured in isothermic conditions for a one meter long diffuser in accordance with the international standard:
ISO 5219 1984: Air distribution and air diffusion - Laboratory. Aerodynamic testing and rating of air terminal devices.

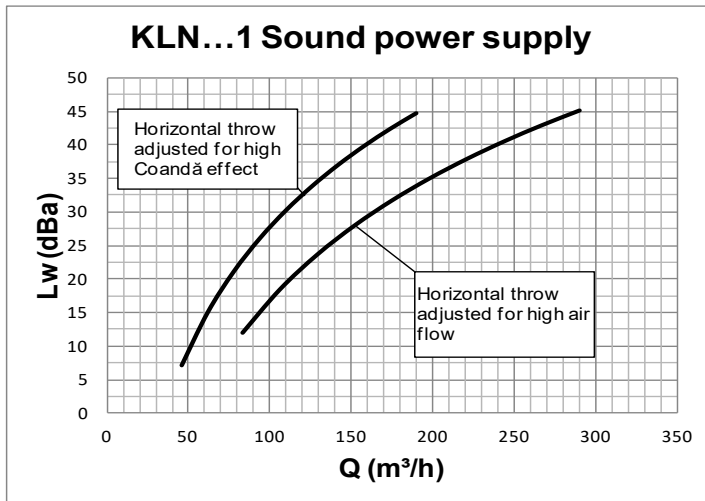




HIGH AIR FLOW LINEAR SLOT DIFFUSERS

KLN SERIES

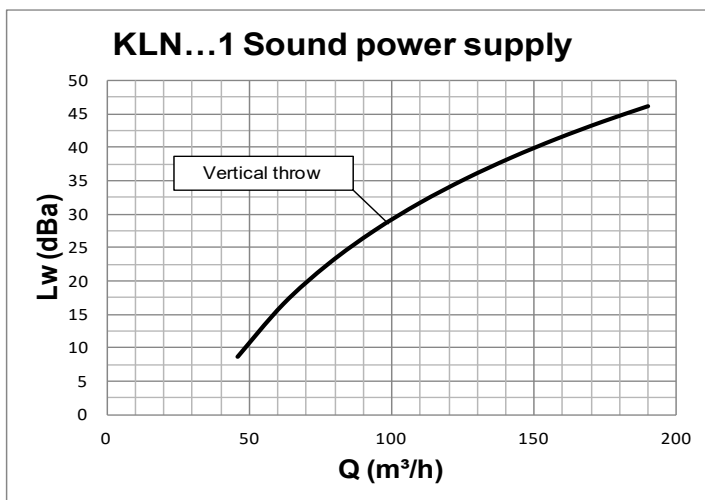
PERFORMANCE KLN 1 SLOT L=1000mm



Acoustic data measured in reverberation room in accordance with international standards:
ISO 3741 1999: *Acoustic - determination of sound power levels of noise sources using sound pressure - Precision methods for reverberation rooms*

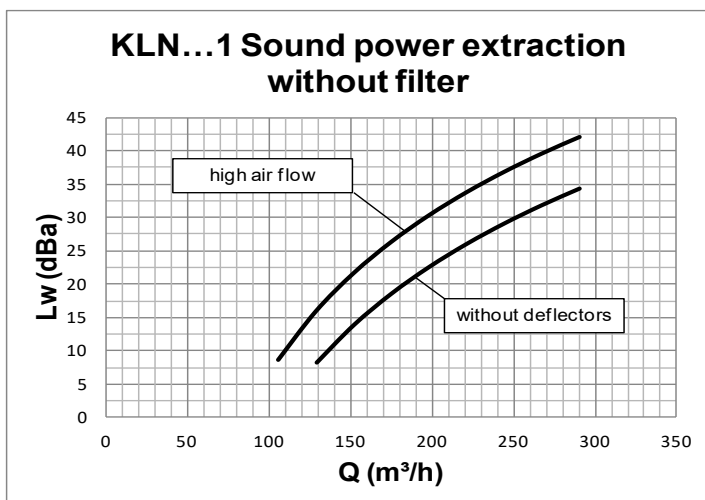
ISO 5135 1997: *Acoustic - determination of sound power levels of noise from air-terminal devices ; air terminal units; dampers and valves by measurement in a reverberation room.*

The data presented does not consider the attenuation given by the area of installation. This attenuation is normally between 6 and 10 dBA and is determined by the room size, the shape of the environment and the interior features.



Correction factor for different length same flow rate per meter of diffuser

L	+Kf
600	-2,2
800	-1,0
1000	0,0
1200	0,8
1500	1,8
2000	3,0


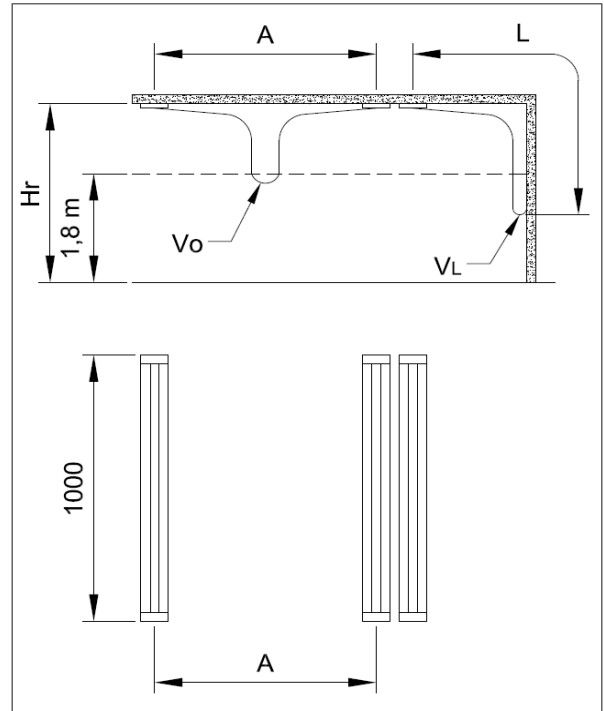
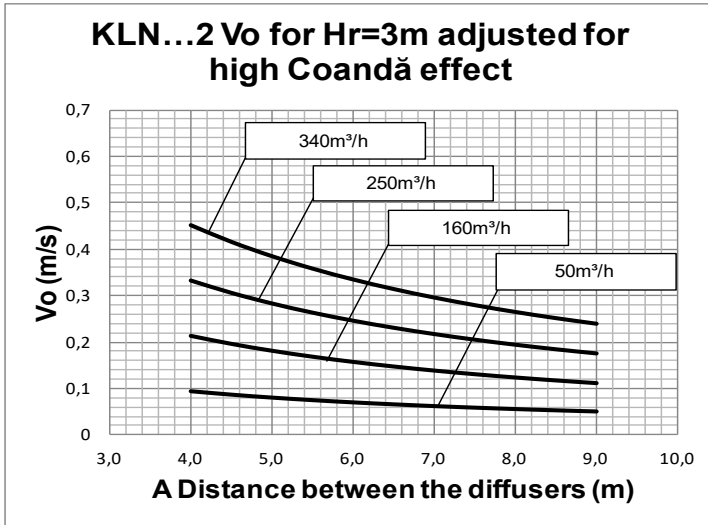




HIGH AIR FLOW LINEAR SLOT DIFFUSERS

KLN SERIES

PERFORMANCE KLN 2 SLOTS L=1000mm

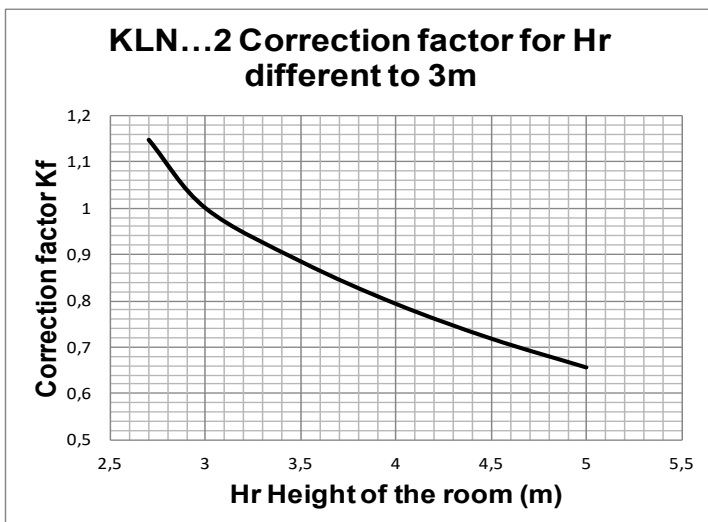


Aerulic data measured in isothermic conditions for a one meter long diffuser in accordance with the international standard:

ISO 5219 1984: Air distribution and air diffusion - Laboratory. Aerodynamic testing and rating of air terminal devices.

A (m) distance between diffusers
Vo (m/s) speed at limit of occupied area

For Hr different to 3m, use the multiplier factor Kf:
 $V_o(h) = V_o \times K_f$

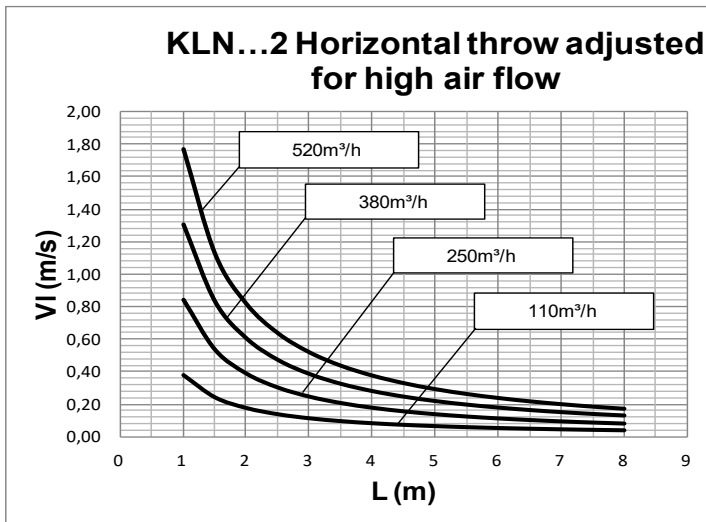
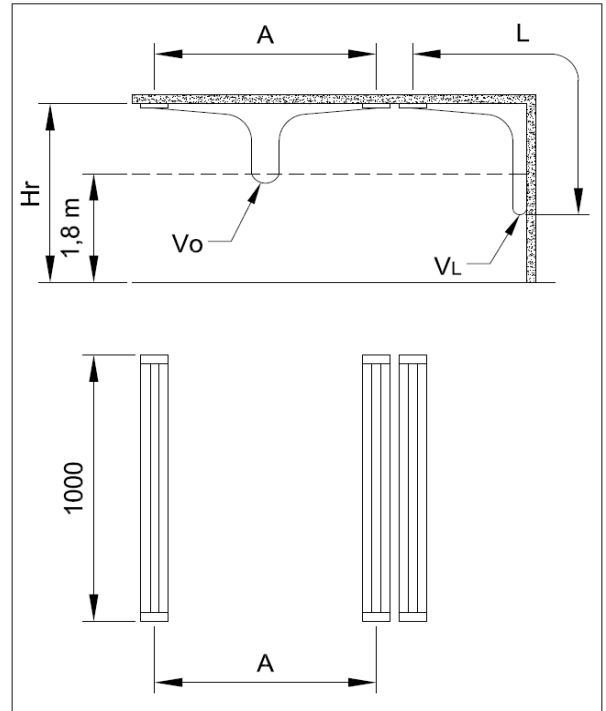
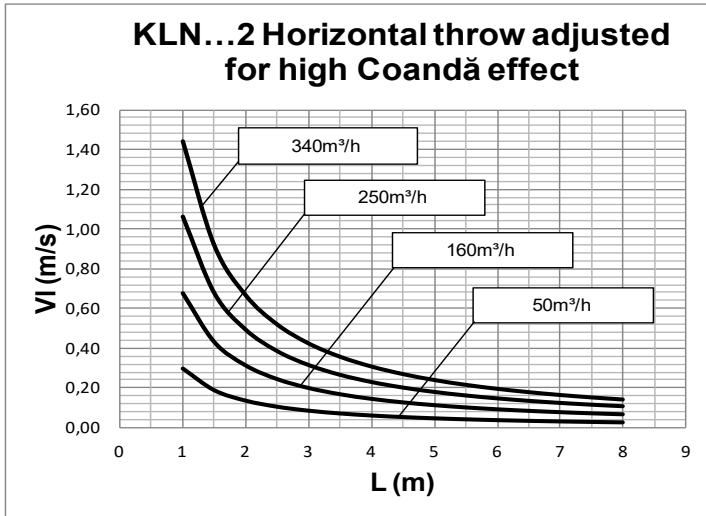




HIGH AIR FLOW LINEAR SLOT DIFFUSERS

KLN SERIES

PERFORMANCE KLN 2 SLOTS L=1000mm

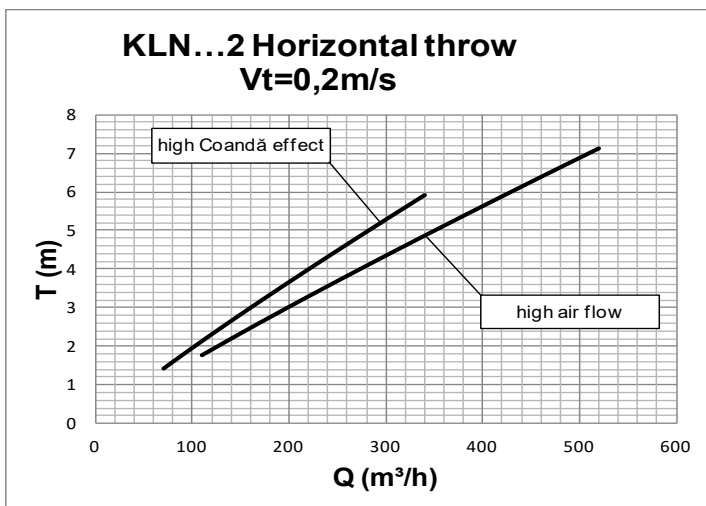


Aerulic data measured in isothermic conditions for a one meter long diffuser in accordance with the international standard:

ISO 5219 1984: *Air distribution and air diffusion - Laboratory. Aerodynamic testing and rating of air terminal devices.*

L (m) horizontal distance in meters from the centre of diffuser

VL (m/s) maximum speed in air stream at distance L
 T0,2 (m) throw for an isothermal air jet with a Coandă effect for a terminal speed of $V_t=0,20\text{m/s}$.



Correction factor for non isothermal conditions

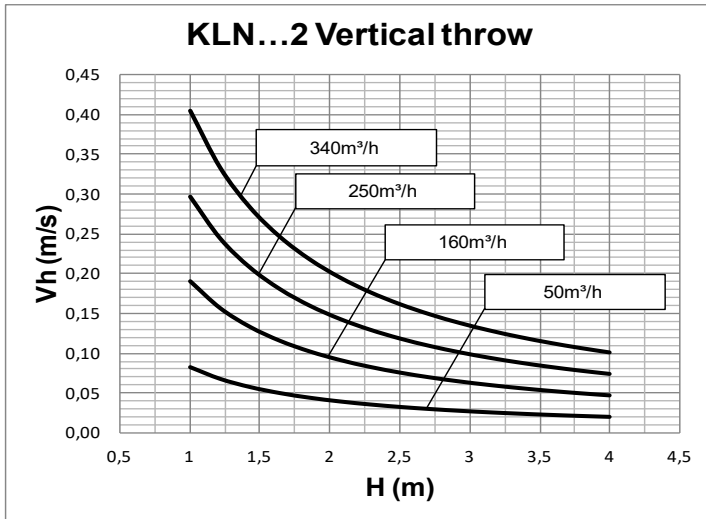
		ΔT	x Kf
Cooling		-10	0,90
		-8	0,92
		-6	0,94
		-4	0,96
		-2	0,98
Heating		2	1,02
		4	1,04
		6	1,06
		8	1,08
		10	1,10



HIGH AIR FLOW LINEAR SLOT DIFFUSERS

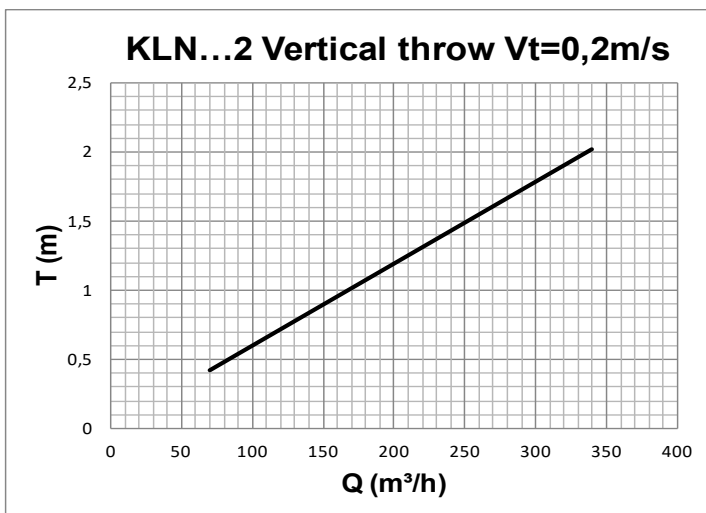
KLN SERIES

PERFORMANCE KLN 2 SLOTS L=1000mm



Aeraulic data measured in isothermic conditions for a one meter long diffuser in accordance with the international standard: **ISO 5219 1984: Air distribution and air diffusion - Laboratory. Aerodynamic testing and rating of air terminal devices.**

H (m) vertical distance in meters from ceiling
 Vh (m/s) maximum speed in air stream at distance H
 T0,2 (m) throw for an isothermal air jet for a terminal speed of Vt=0,20m/s.



Correction factor for non isothermal conditions

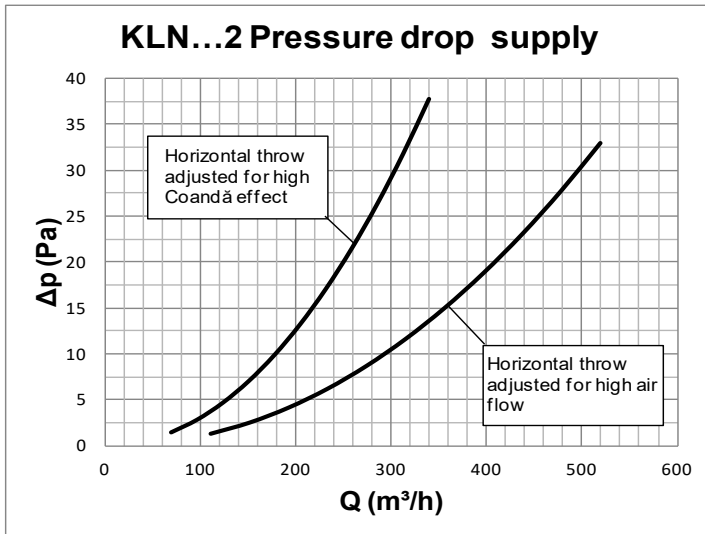
	ΔT	x Kf
Cooling	-10	1,11
	-8	1,09
	-6	1,06
	-4	1,04
	-2	1,02
Heating	2	0,98
	4	0,96
	6	0,94
	8	0,93
	10	0,91



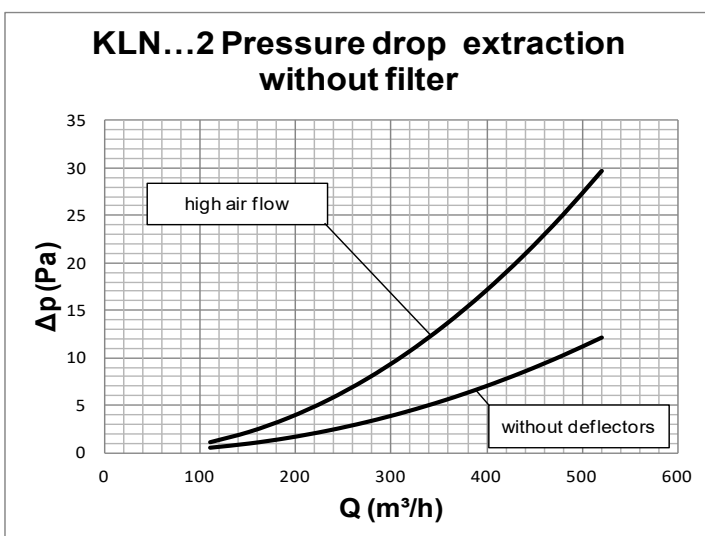
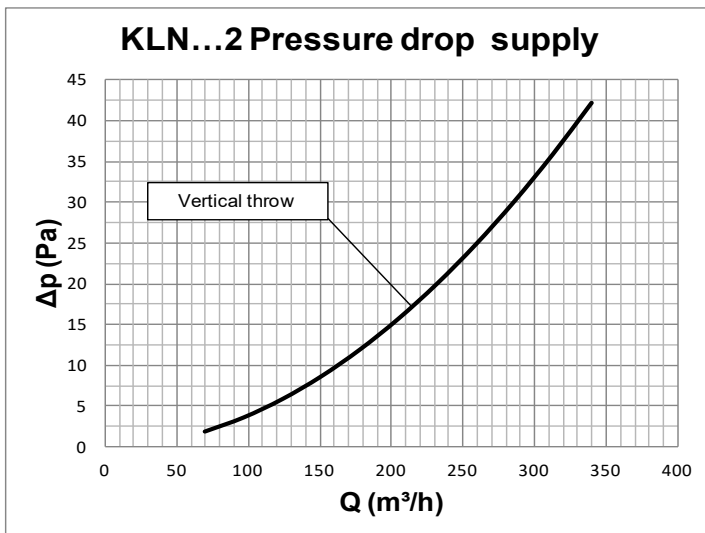
HIGH AIR FLOW LINEAR SLOT DIFFUSERS

KLN SERIES

PERFORMANCE KLN 2 SLOTS L=1000mm



Aeraulic data measured in isothermic conditions for a one meter long diffuser in accordance with the international standard: **ISO 5219 1984: Air distribution and air diffusion - Laboratory. Aerodynamic testing and rating of air terminal devices.**

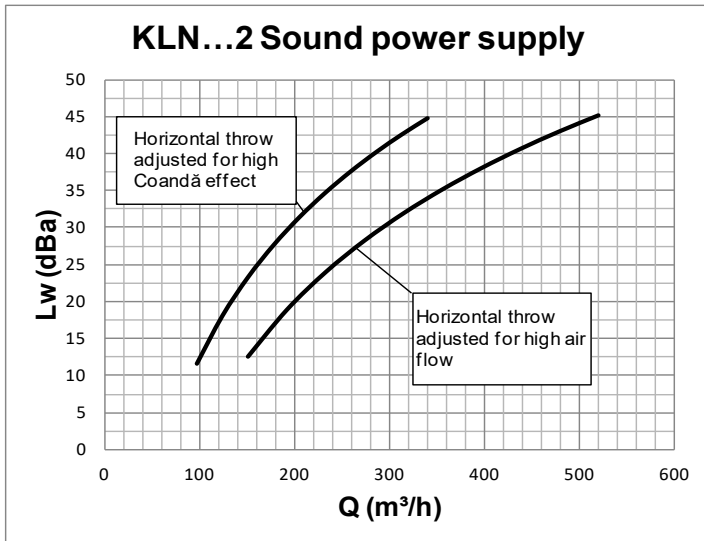




HIGH AIR FLOW LINEAR SLOT DIFFUSERS

KLN SERIES

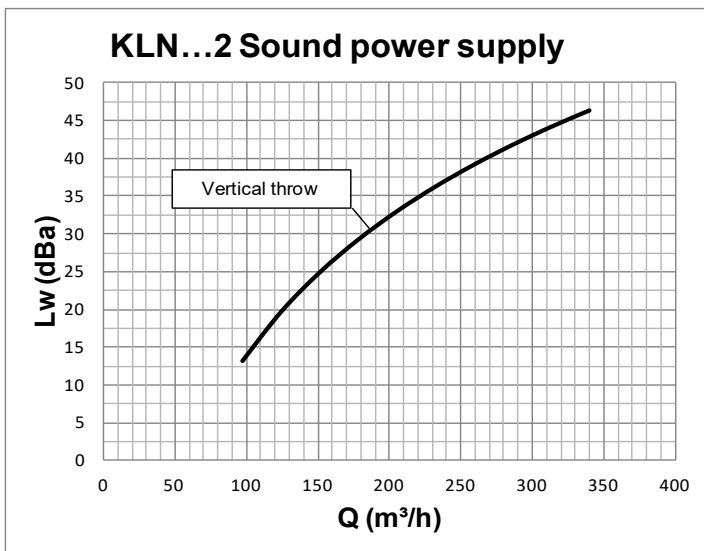
PERFORMANCE KLN 2 SLOTS L=1000mm



Acoustic data measured in reverberation room in accordance with international standards:
ISO 3741 1999: Acoustic - determination of sound power levels of noise sources using sound pressure - Precision methods for reverberation rooms

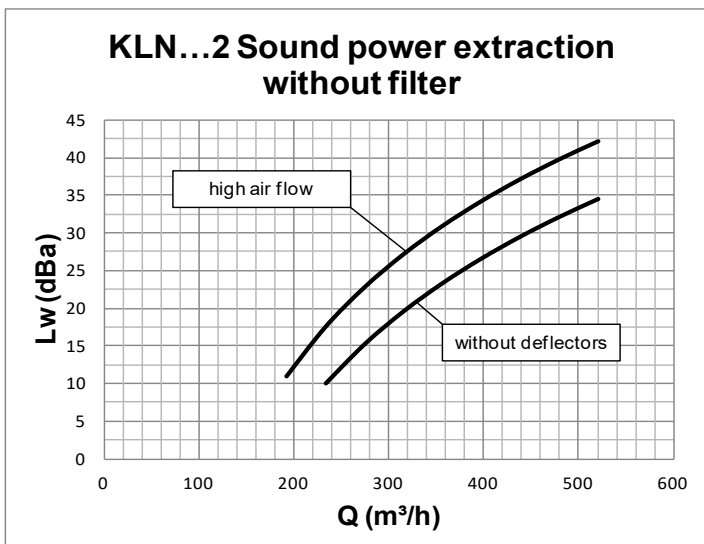
ISO 5135 1997: Acoustic - determination of sound power levels of noise from air-terminal devices ; air terminal units; dampers and valves by measurement in a reverberation room.

The data presented does not consider the attenuation given by the area of installation. This attenuation is normally between 6 and 10 dBA and is determined by the room size, the shape of the environment and the interior features.



Correction factor for different length same flow rate per meter of diffuser

L	+Kf
600	-2,2
800	-1,0
1000	0,0
1200	0,8
1500	1,8
2000	3,0


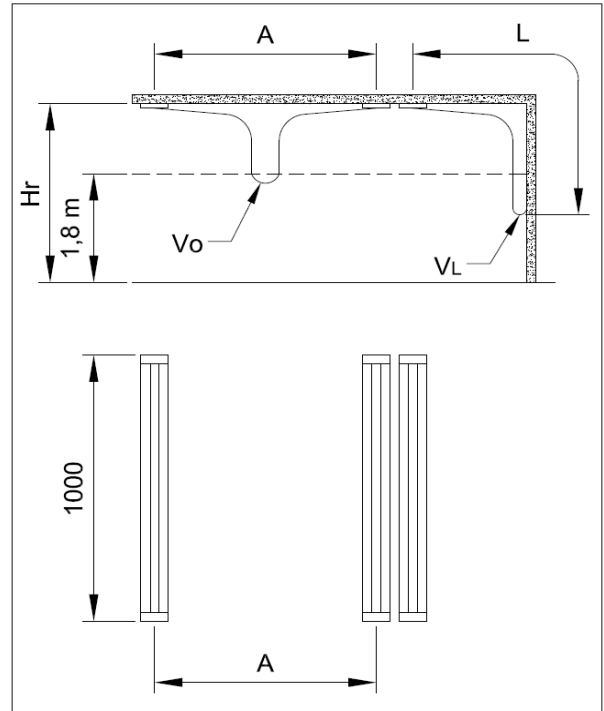
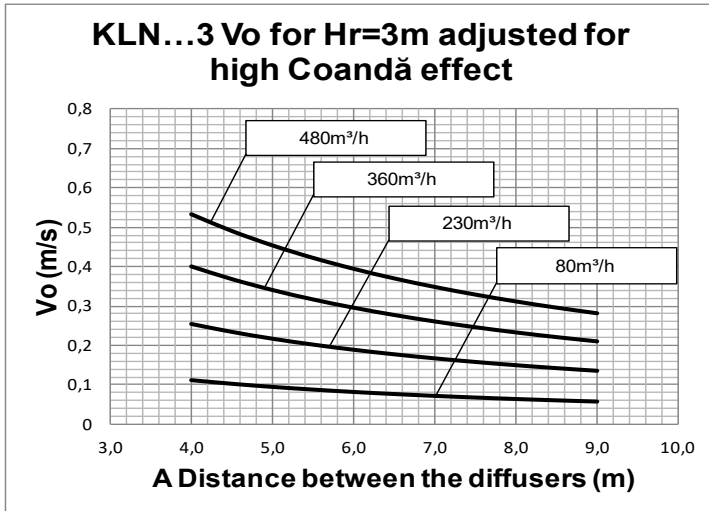




HIGH AIR FLOW LINEAR SLOT DIFFUSERS

KLN SERIES

PERFORMANCE KLN 3 SLOTS L=1000mm

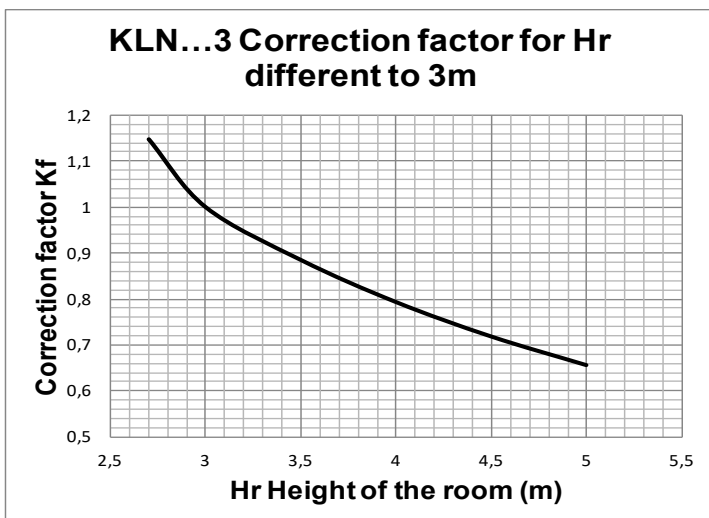


Aerulic data measured in isothermic conditions for a one meter long diffuser in accordance with the international standard:

ISO 5219 1984: Air distribution and air diffusion - Laboratory. Aerodynamic testing and rating of air terminal devices.

A (m) distance between diffusers
Vo (m/s) speed at limit of occupied area

For Hr different to 3m, use the multiplier factor Kf:
 $V_o(h) = V_o \times K_f$

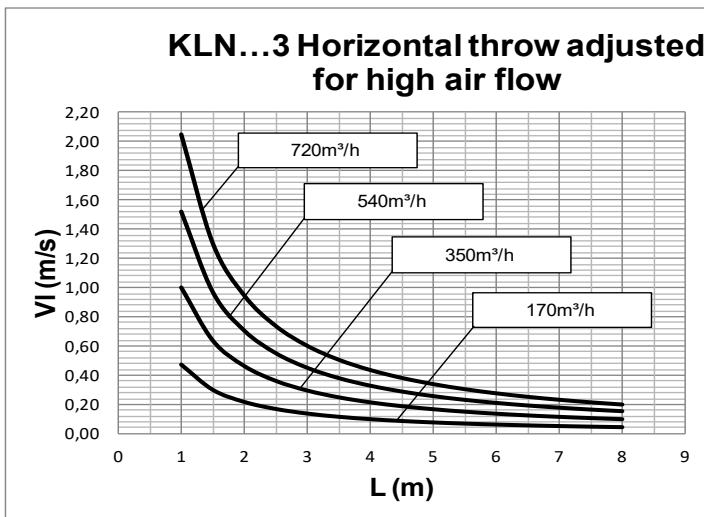
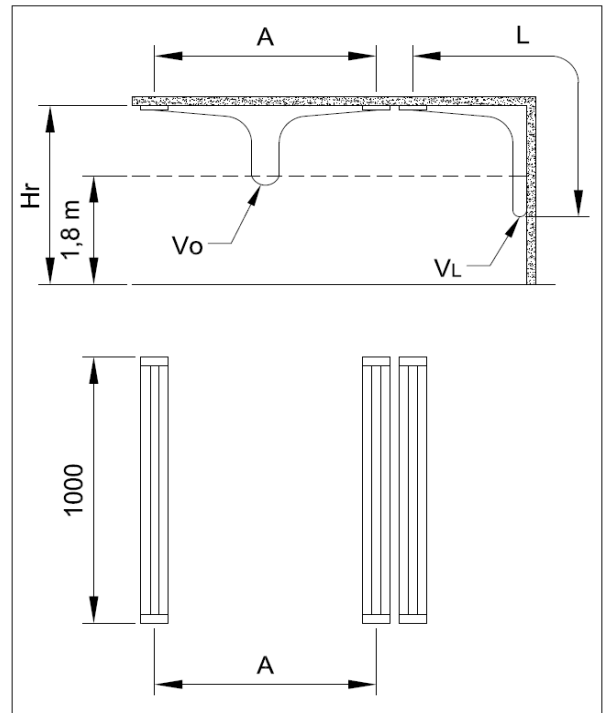
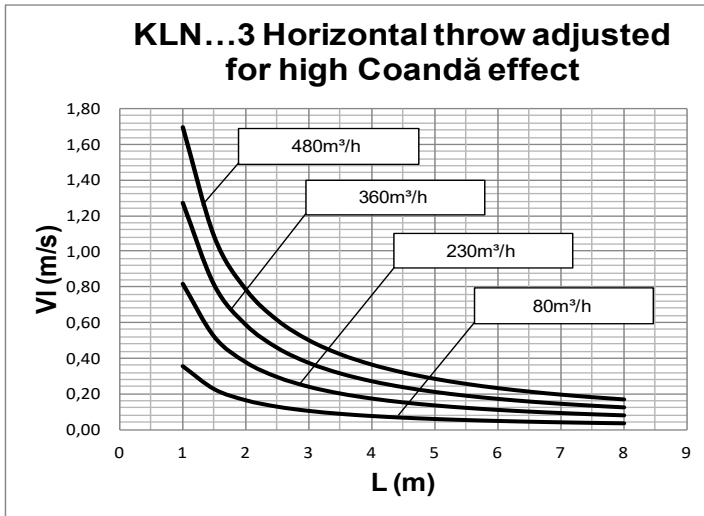




HIGH AIR FLOW LINEAR SLOT DIFFUSERS

KLN SERIES

PERFORMANCE KLN 3 SLOTS L=1000mm

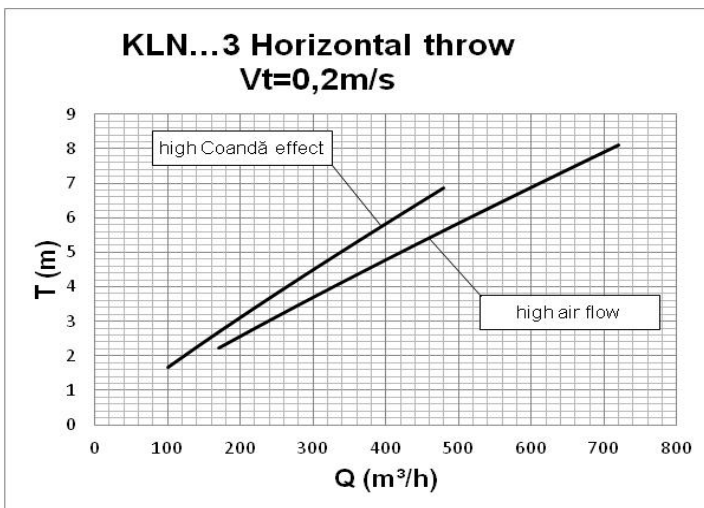


Aerulic data measured in isothermic conditions for a one meter long diffuser in accordance with the international standard:

ISO 5219 1984: *Air distribution and air diffusion - Laboratory. Aerodynamic testing and rating of air terminal devices.*

L (m) horizontal distance in meters from the centre of diffuser

VL (m/s) maximum speed in air stream at distance L
 T0,2 (m) throw for an isothermal air jet with a Coandă effect for a terminal speed of $V_t=0,20\text{m/s}$.



Correction factor for non isothermal conditions

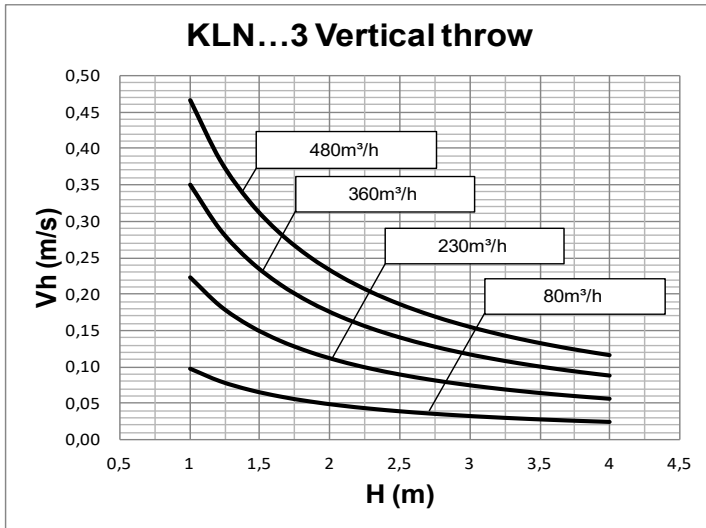
		ΔT	x Kf
Cooling		-10	0,90
		-8	0,92
		-6	0,94
		-4	0,96
		-2	0,98
Heating		2	1,02
		4	1,04
		6	1,06
		8	1,08
		10	1,10



HIGH AIR FLOW LINEAR SLOT DIFFUSERS

KLN SERIES

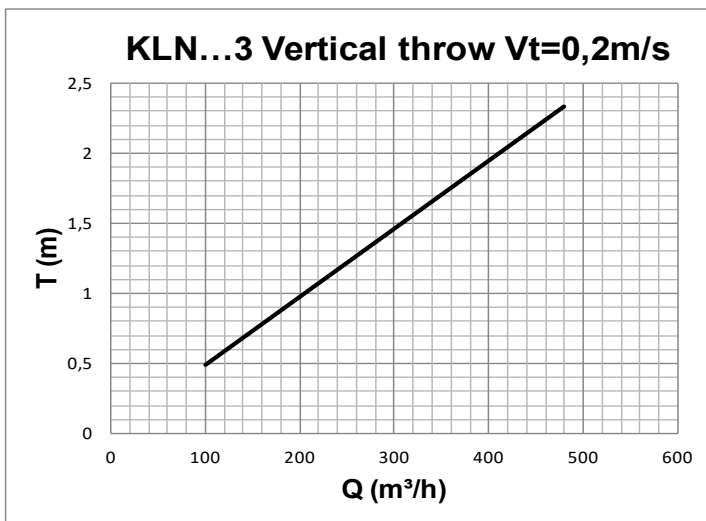
PERFORMANCE KLN 3 SLOTS L=1000mm



Aeraulic data measured in isothermic conditions for a one meter long diffuser in accordance with the international standard:

ISO 5219 1984: Air distribution and air diffusion - Laboratory. Aerodynamic testing and rating of air terminal devices.

H (m) vertical distance in meters from ceiling
 Vh (m/s) maximum speed in air stream at distance H
 T0,2 (m) throw for an isothermal air jet for a terminal speed of Vt=0,20m/s.



Correction factor for non isothermal conditions

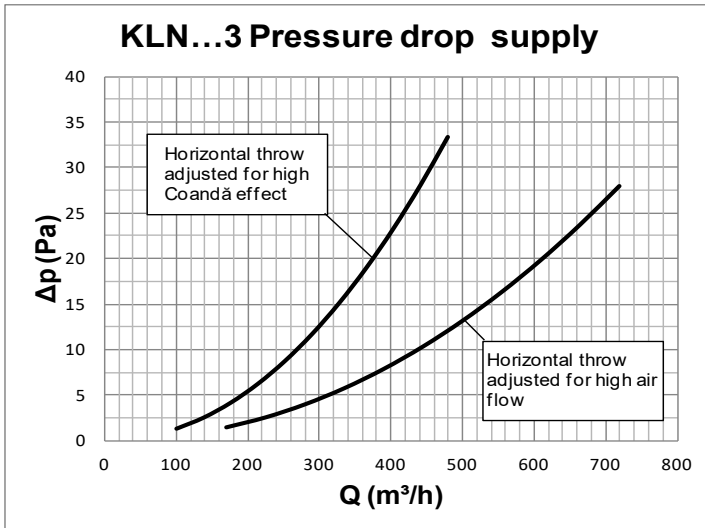
	ΔT	x Kf
Cooling	-10	1,11
	-8	1,09
	-6	1,06
	-4	1,04
	-2	1,02
Heating	2	0,98
	4	0,96
	6	0,94
	8	0,93
	10	0,91



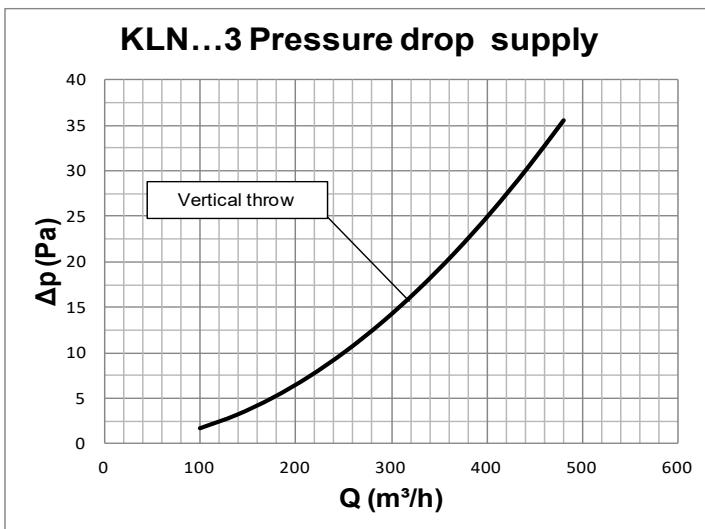
HIGH AIR FLOW LINEAR SLOT DIFFUSERS

KLN SERIES

PERFORMANCE KLN 3 SLOTS L=1000mm



Aeraulic data measured in isothermic conditions for a one meter long diffuser in accordance with the international standard:
ISO 5219 1984: *Air distribution and air diffusion - Laboratory. Aerodynamic testing and rating of air terminal devices.*



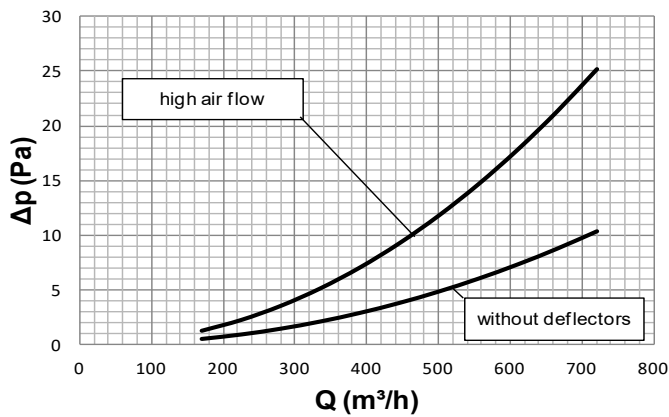


HIGH AIR FLOW LINEAR SLOT DIFFUSERS

KLN
SERIES

PERFORMANCE KLN 3 SLOTS L=1000mm

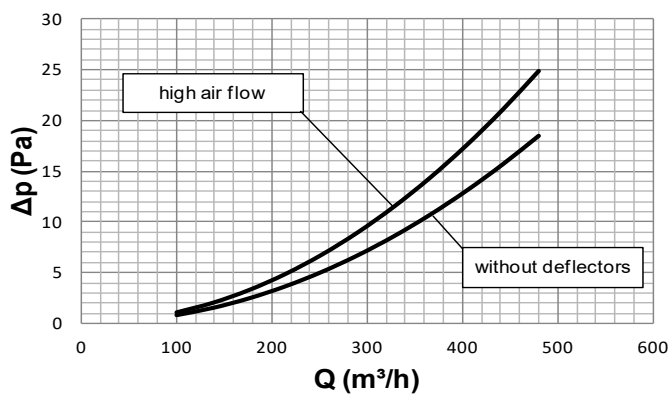
**KLN...3 Pressure drop extraction
without filter**



Aeraulic data measured in isothermic conditions for a one meter long diffuser in accordance with the international standard:

ISO 5219 1984: *Air distribution and air diffusion - Laboratory. Aerodynamic testing and rating of air terminal devices.*

**KLN...3 Pressure drop extraction
with clean filter**

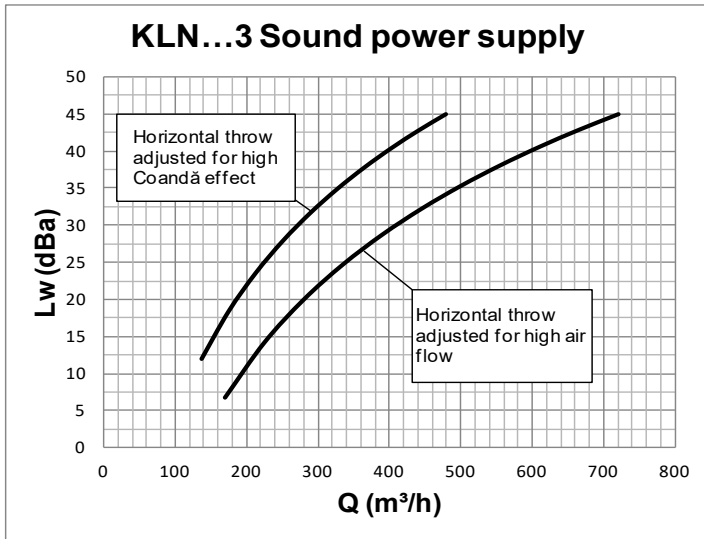




HIGH AIR FLOW LINEAR SLOT DIFFUSERS

KLN SERIES

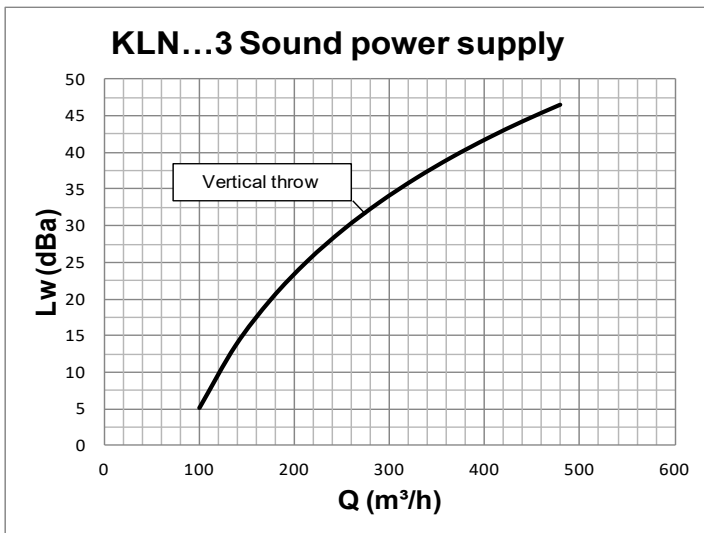
PERFORMANCE KLN 3 SLOTS L=1000mm



Acoustic data measured in reverberation room in accordance with international standards:
ISO 3741 1999: *Acoustic - determination of sound power levels of noise sources using sound pressure - Precision methods for reverberation rooms*

ISO 5135 1997: *Acoustic - determination of sound power levels of noise from air-terminal devices ; air terminal units; dampers and valves by measurement in a reverberation room.*

The data presented does not consider the attenuation given by the area of installation. This attenuation is normally between 6 and 10 dBA and is determined by the room size, the shape of the environment and the interior features.



Correction factor for different length same flow rate per meter of diffuser

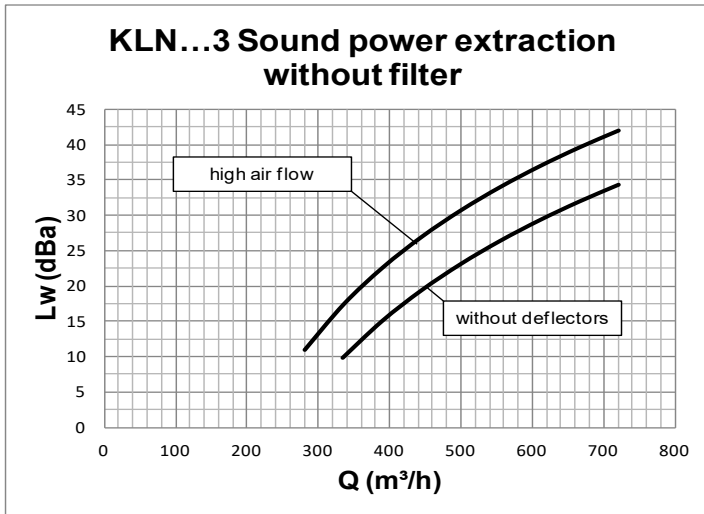
L	+Kf
600	-2,2
800	-1,0
1000	0,0
1200	0,8
1500	1,8
2000	3,0



HIGH AIR FLOW LINEAR SLOT DIFFUSERS

KLN SERIES

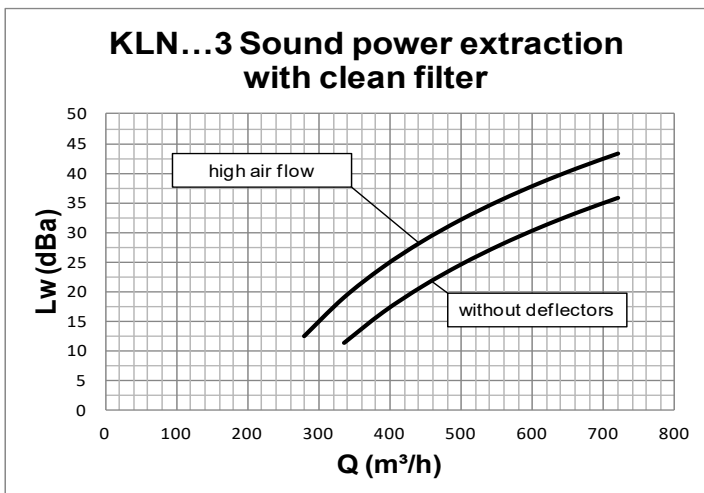
PERFORMANCE KLN 3 SLOTS L=1000mm



Acoustic data measured in reverberation room in accordance with international standards:
ISO 3741 1999: *Acoustic - determination of sound power levels of noise sources using sound pressure - Precision methods for reverberation rooms*

ISO 5135 1997: *Acoustic - determination of sound power levels of noise from air-terminal devices ; air terminal units; dampers and valves by measurement in a reverberation room.*

The data presented does not consider the attenuation given by the area of installation. This attenuation is normally between 6 and 10 dBA and is determined by the room size, the shape of the environment and the interior features.



Correction factor for different length same flow rate per meter of diffuser


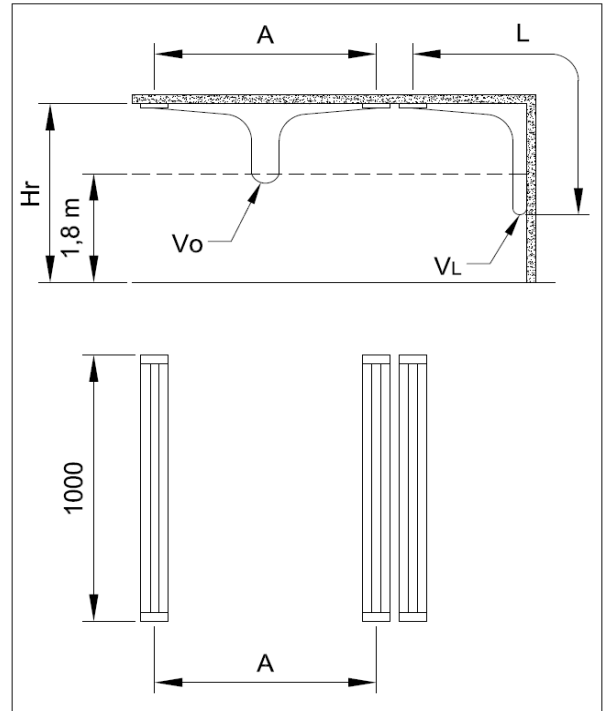
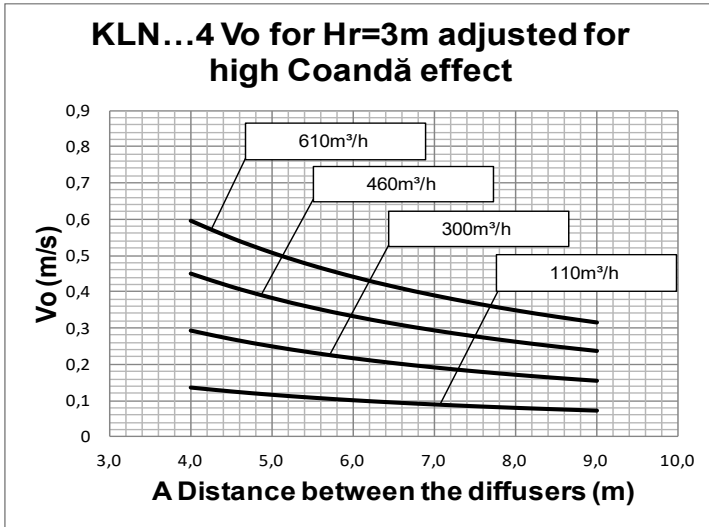
L	+Kf
600	-2,2
800	-1,0
1000	0,0
1200	0,8
1500	1,8
2000	3,0



HIGH AIR FLOW LINEAR SLOT DIFFUSERS

KLN SERIES

PERFORMANCE KLN 4 SLOTS L=1000mm

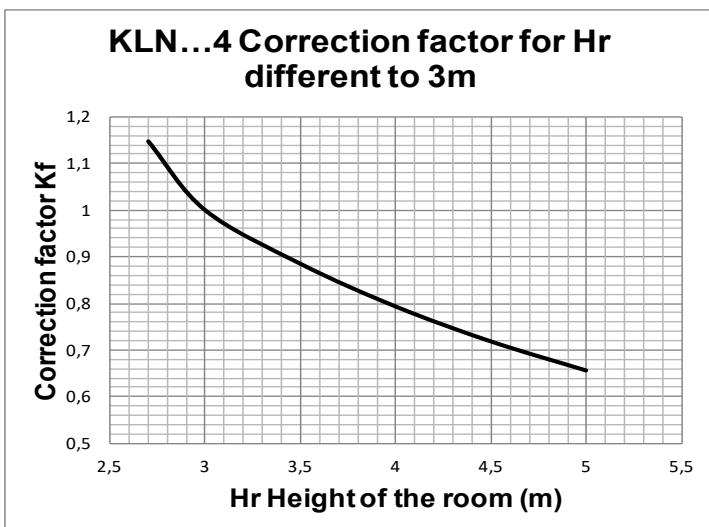


Aerulic data measured in isothermic conditions for a one meter long diffuser in accordance with the international standard:

ISO 5219 1984: Air distribution and air diffusion - Laboratory. Aerodynamic testing and rating of air terminal devices.

A (m) distance between diffusers
Vo (m/s) speed at limit of occupied area

For Hr different to 3m, use the multiplier factor Kf:
 $V_o(h) = V_o \times K_f$

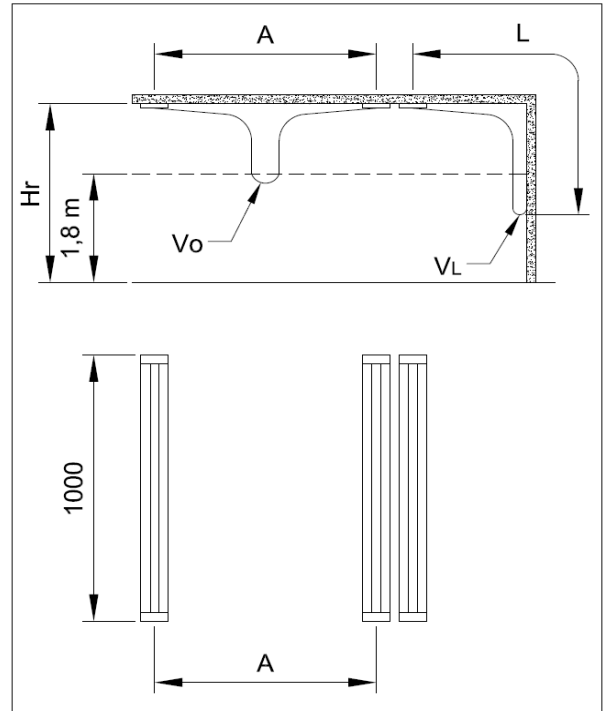
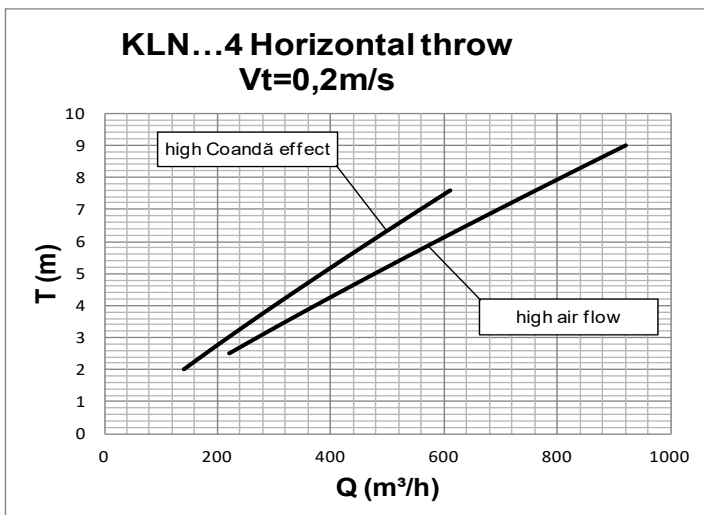
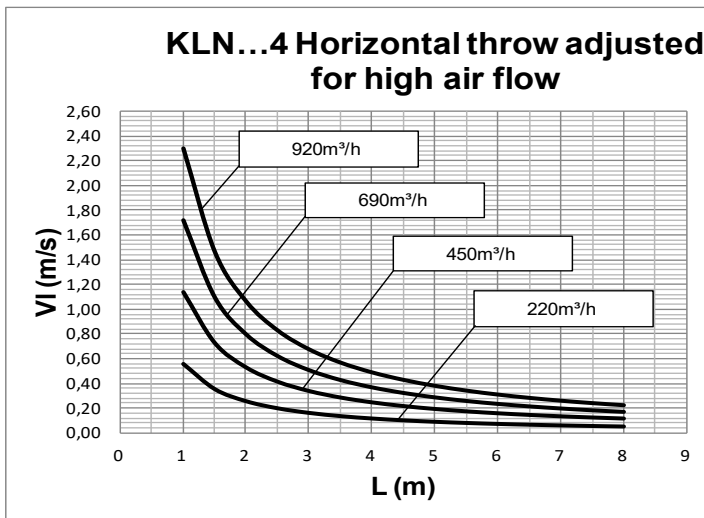
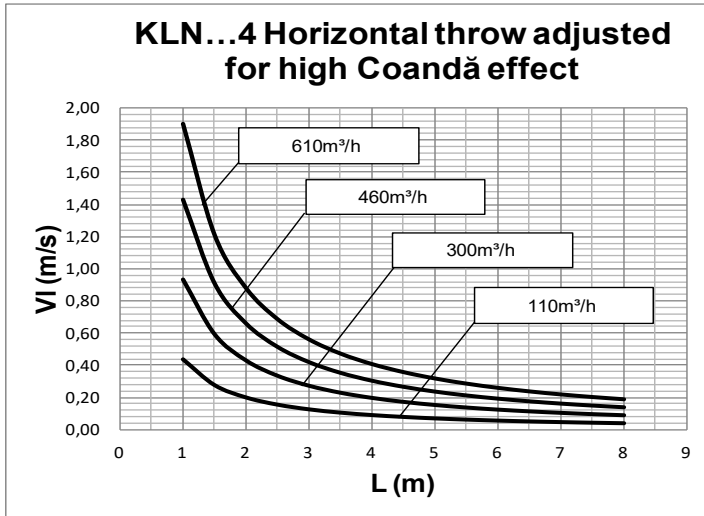




HIGH AIR FLOW LINEAR SLOT DIFFUSERS

KLN SERIES

PERFORMANCE KLN 4 SLOTS L=1000mm



Aerulic data measured in isothermic conditions for a one meter long diffuser in accordance with the international standard:

ISO 5219 1984: *Air distribution and air diffusion - Laboratory. Aerodynamic testing and rating of air terminal devices.*

L (m) horizontal distance in meters from the centre of diffuser

V_L (m/s) maximum speed in air stream at distance L
T_{0,2} (m) throw for an isothermal air jet with a Coandă effect for a terminal speed of V_t=0,20m/s.

Correction factor for non isothermal conditions

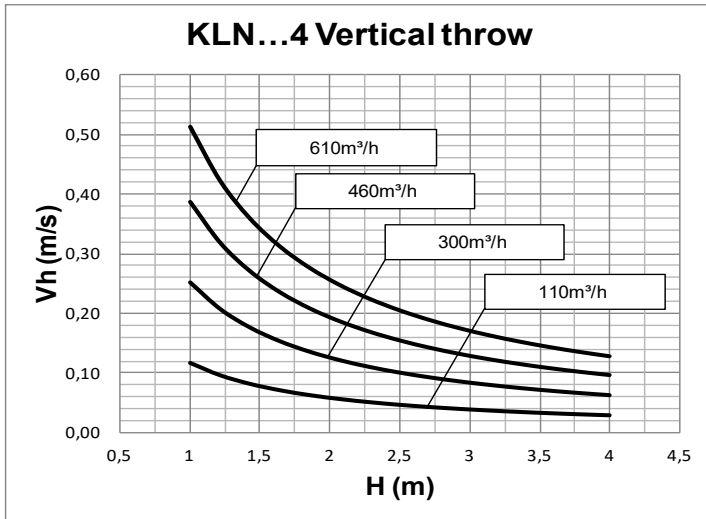
		ΔT	x Kf
Cooling		-10	0,90
		-8	0,92
		-6	0,94
		-4	0,96
		-2	0,98
Heating		2	1,02
		4	1,04
		6	1,06
		8	1,08
		10	1,10



HIGH AIR FLOW LINEAR SLOT DIFFUSERS

KLN SERIES

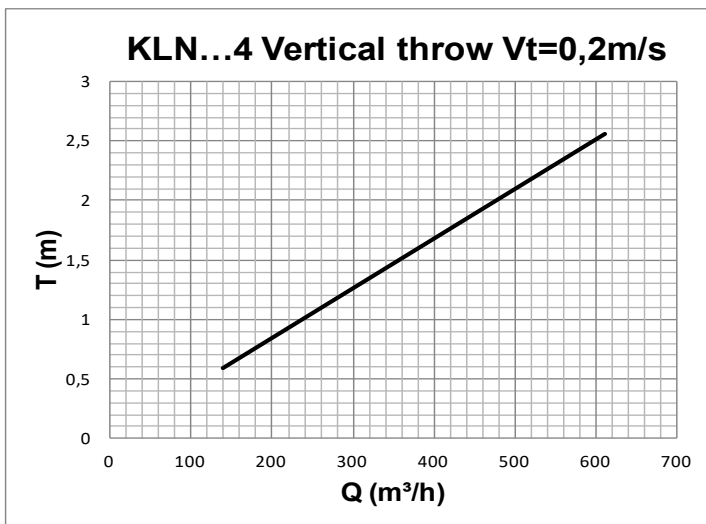
PERFORMANCE KLN 4 SLOTS L=1000mm



Aeraulic data measured in isothermic conditions for a one meter long diffuser in accordance with the international standard:

ISO 5219 1984: Air distribution and air diffusion - Laboratory. Aerodynamic testing and rating of air terminal devices.

H (m) vertical distance in meters from ceiling
 Vh (m/s) maximum speed in air stream at distance H
 T0,2 (m) throw for an isothermal air jet for a terminal speed of Vt=0,20m/s.



Correction factor for non isothermal conditions

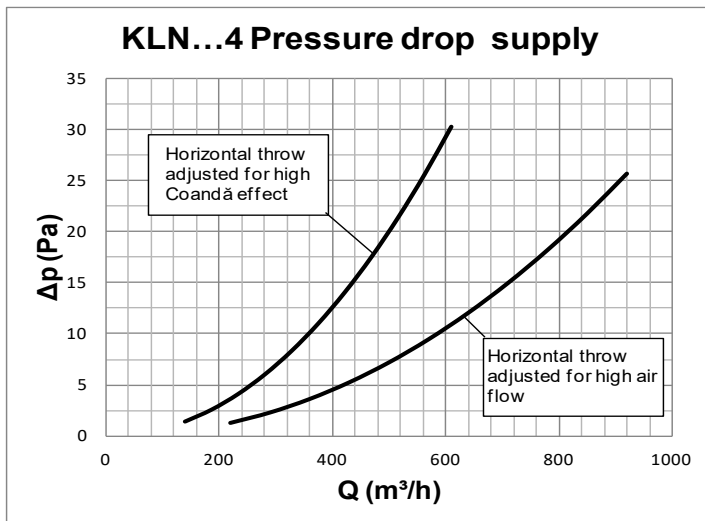
	ΔT	x Kf
Cooling	-10	1,11
	-8	1,09
	-6	1,06
	-4	1,04
	-2	1,02
Heating	2	0,98
	4	0,96
	6	0,94
	8	0,93
	10	0,91



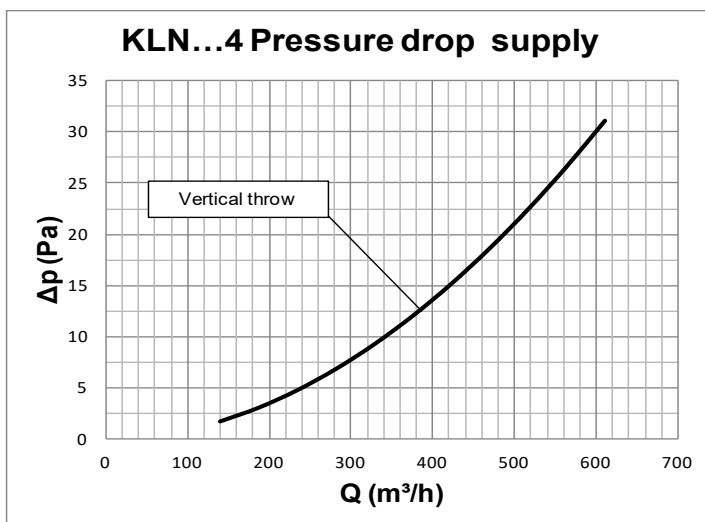
HIGH AIR FLOW LINEAR SLOT DIFFUSERS

KLN SERIES

PERFORMANCE KLN 4 SLOTS L=1000mm



Aeraulic data measured in isothermic conditions for a one meter long diffuser in accordance with the international standard: **ISO 5219 1984: Air distribution and air diffusion - Laboratory. Aerodynamic testing and rating of air terminal devices.**



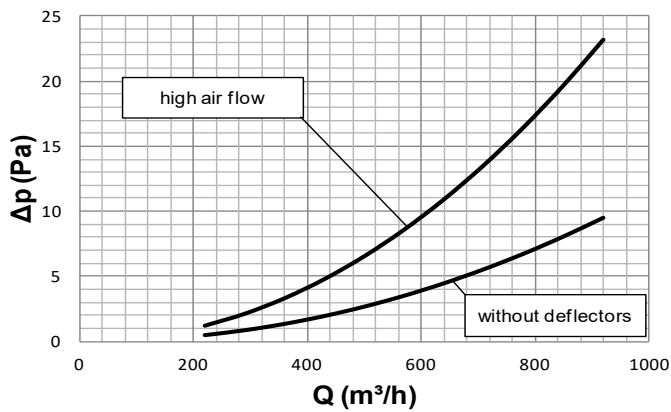


HIGH AIR FLOW LINEAR SLOT DIFFUSERS

KLN SERIES

PERFORMANCE KLN 4 SLOTS L=1000mm

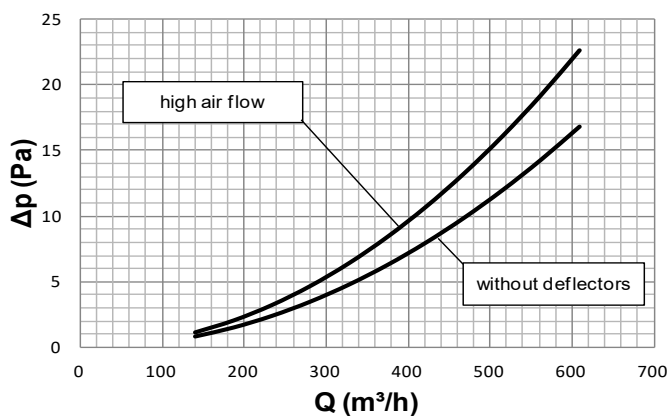
KLN...4 Pressure drop extraction without filter



Aeraulic data measured in isothermic conditions for a one meter long diffuser in accordance with the international standard:

ISO 5219 1984: *Air distribution and air diffusion - Laboratory. Aerodynamic testing and rating of air terminal devices.*

KLN...4 Pressure drop extraction with clean filter

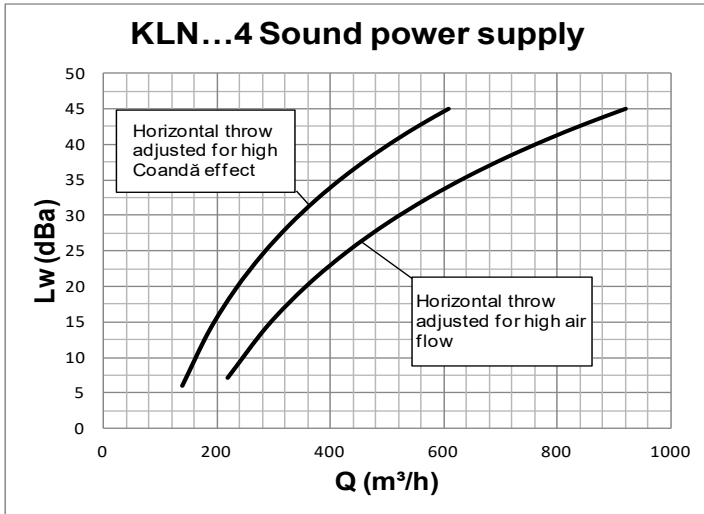




HIGH AIR FLOW LINEAR SLOT DIFFUSERS

KLN SERIES

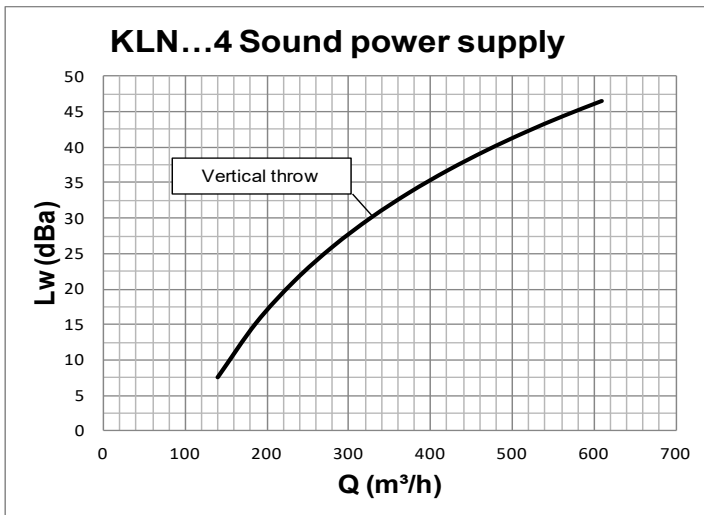
PERFORMANCE KLN 4 SLOTS L=1000mm



Acoustic data measured in reverberation room in accordance with international standards:
ISO 3741 1999: Acoustic - determination of sound power levels of noise sources using sound pressure - Precision methods for reverberation rooms

ISO 5135 1997: Acoustic - determination of sound power levels of noise from air-terminal devices ; air terminal units; dampers and valves by measurement in a reverberation room.

The data presented does not consider the attenuation given by the area of installation. This attenuation is normally between 6 and 10 dBA and is determined by the room size, the shape of the environment and the interior features.



Correction factor for different length same flow rate per meter of diffuser

L	+Kf
600	-2,2
800	-1,0
1000	0,0
1200	0,8
1500	1,8
2000	3,0

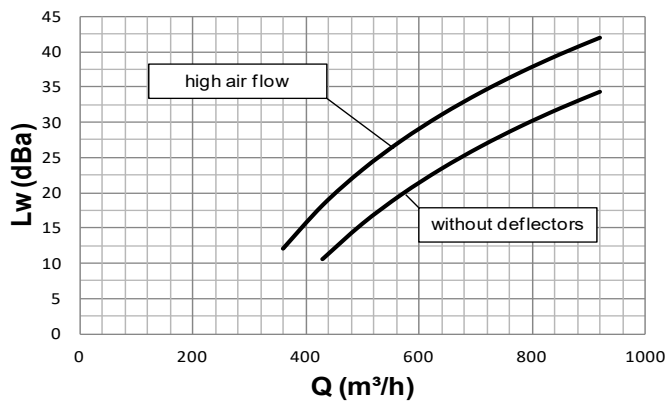


HIGH AIR FLOW LINEAR SLOT DIFFUSERS

KLN SERIES

PERFORMANCE KLN 4 SLOTS L=1000mm

KLN...4 Sound power extraction without filter



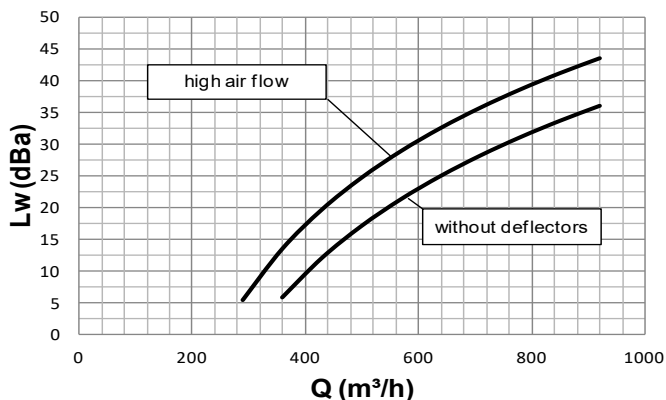
Acoustic data measured in reverberation room in accordance with international standards:

ISO 3741 1999: *Acoustic - determination of sound power levels of noise sources using sound pressure - Precision methods for reverberation rooms*

ISO 5135 1997: *Acoustic - determination of sound power levels of noise from air-terminal devices ; air terminal units; dampers and valves by measurement in a reverberation room.*

The data presented does not consider the attenuation given by the area of installation. This attenuation is normally between 6 and 10 dBA and is determined by the room size, the shape of the environment and the interior features.

KLN...4 Sound power extraction with clean filter



Correction factor for different length same flow rate per meter of diffuser


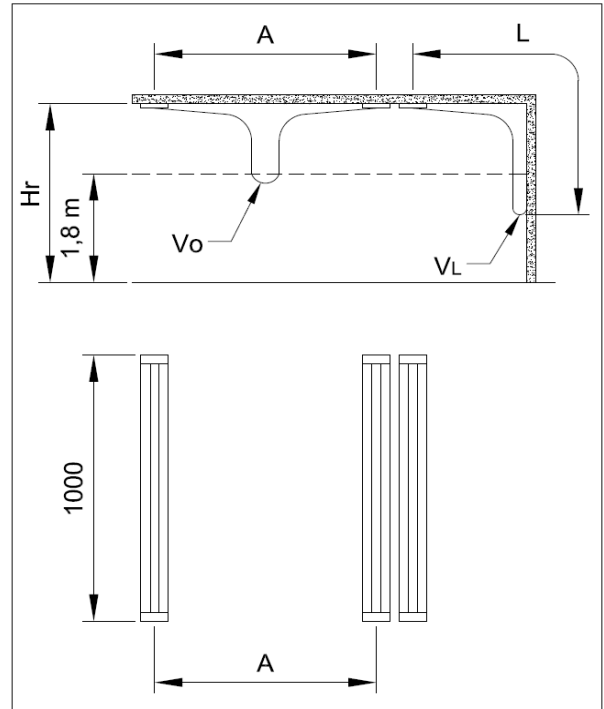
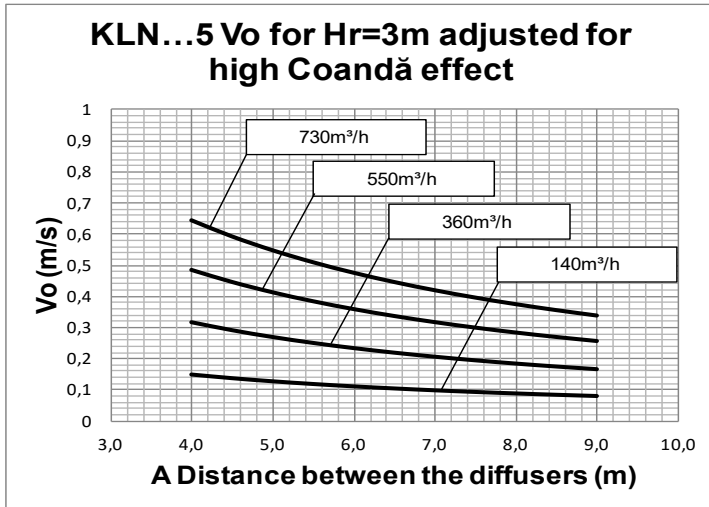
L	+Kf
600	-2,2
800	-1,0
1000	0,0
1200	0,8
1500	1,8
2000	3,0



HIGH AIR FLOW LINEAR SLOT DIFFUSERS

KLN SERIES

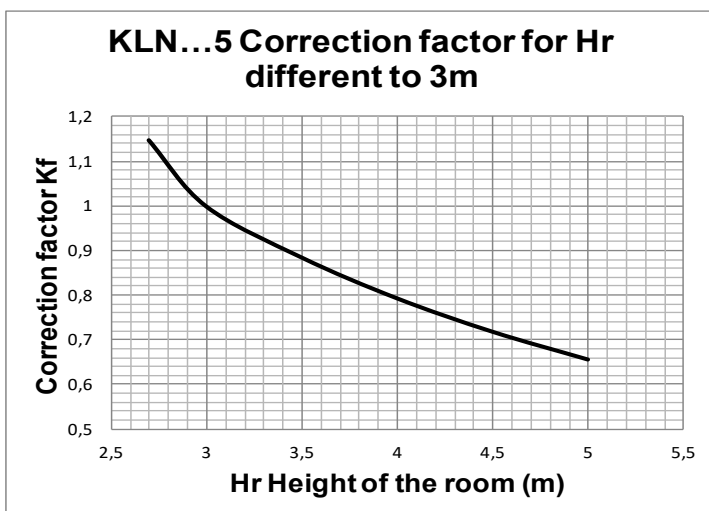
PERFORMANCE KLN 5 SLOTS L=1000mm



Aerulic data measured in isothermic conditions for a one meter long diffuser in accordance with the international standard:
ISO 5219 1984: Air distribution and air diffusion - Laboratory. Aerodynamic testing and rating of air terminal devices.

A (m) distance between diffusers
Vo (m/s) speed at limit of occupied area

For Hr different to 3m, use the multiplier factor Kf:
 $V_o(h) = V_o \times K_f$

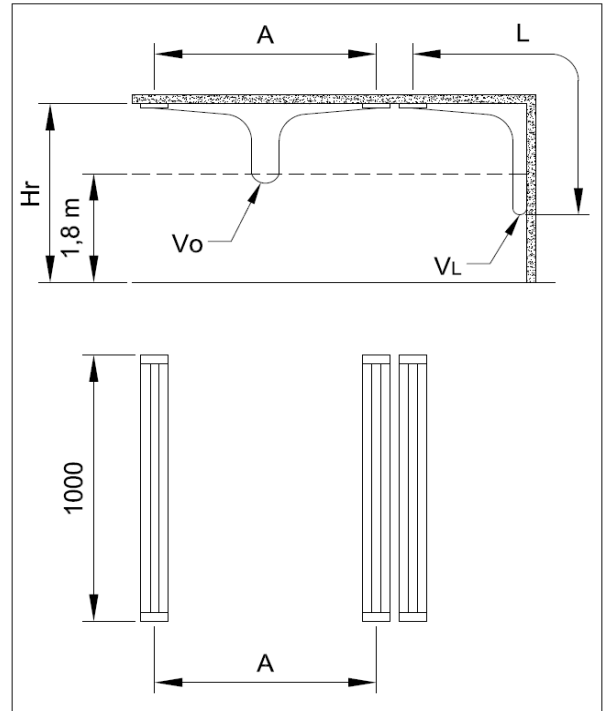
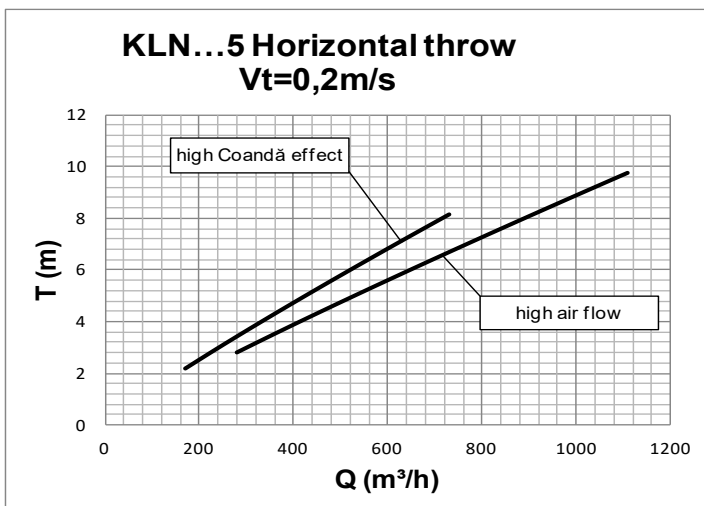
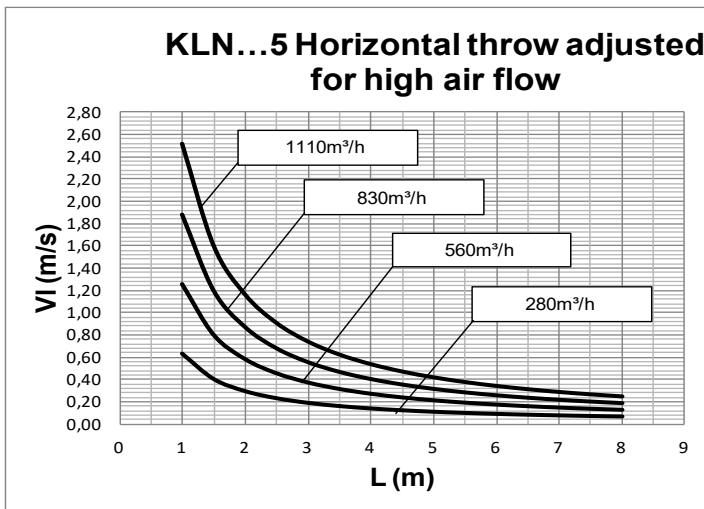
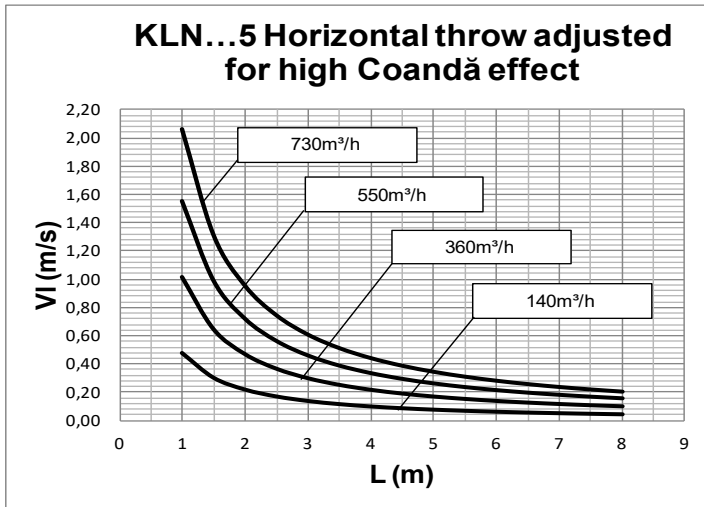




HIGH AIR FLOW LINEAR SLOT DIFFUSERS

KLN SERIES

PERFORMANCE KLN 5 SLOTS L=1000mm



Aerulic data measured in isothermic conditions for a one meter long diffuser in accordance with the international standard:

ISO 5219 1984: Air distribution and air diffusion - Laboratory. Aerodynamic testing and rating of air terminal devices.

L (m) horizontal distance in meters from the centre of diffuser

V_L (m/s) maximum speed in air stream at distance L
 $T_{0,2}$ (m) throw for an isothermal air jet with a Coandă effect for a terminal speed of $V_t=0,20\text{m/s}$.

Correction factor for non isothermal conditions

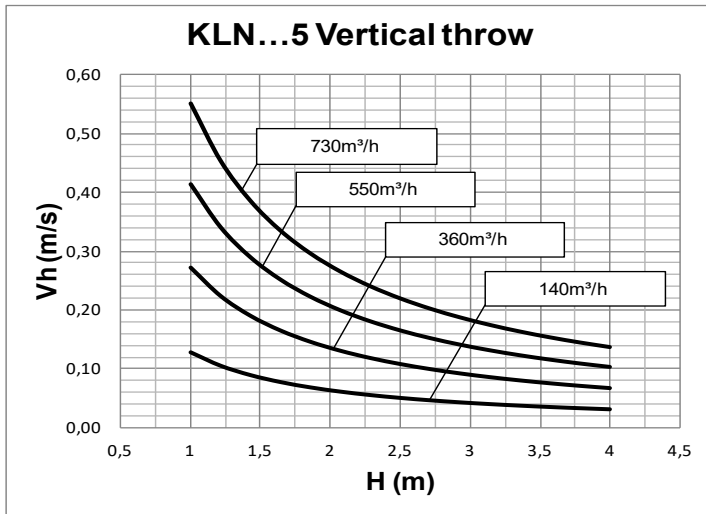
		ΔT	$\times K_f$
Cooling		-10	0,90
		-8	0,92
		-6	0,94
		-4	0,96
		-2	0,98
Heating		2	1,02
		4	1,04
		6	1,06
		8	1,08
		10	1,10



HIGH AIR FLOW LINEAR SLOT DIFFUSERS

KLN SERIES

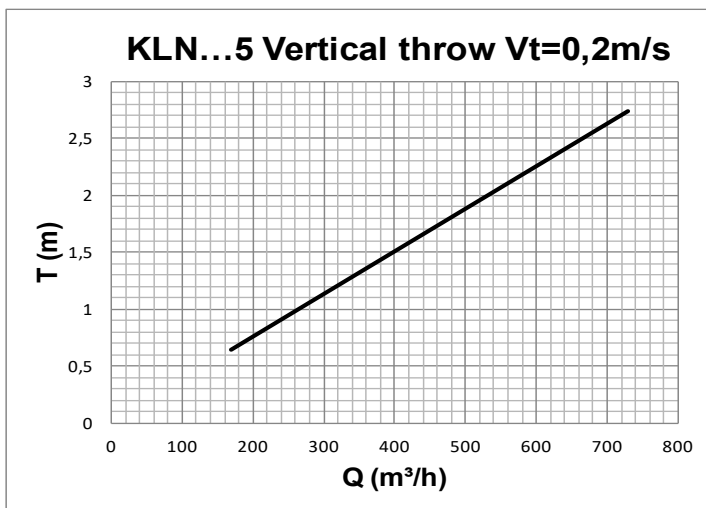
PERFORMANCE KLN 5 SLOTS L=1000mm



Aeraulic data measured in isothermic conditions for a one meter long diffuser in accordance with the international standard:

ISO 5219 1984: Air distribution and air diffusion - Laboratory. Aerodynamic testing and rating of air terminal devices.

H (m) vertical distance in meters from ceiling
 Vh (m/s) maximum speed in air stream at distance H
 T0,2 (m) throw for an isothermal air jet for a terminal speed of Vt=0,20m/s.



Correction factor for non isothermal conditions

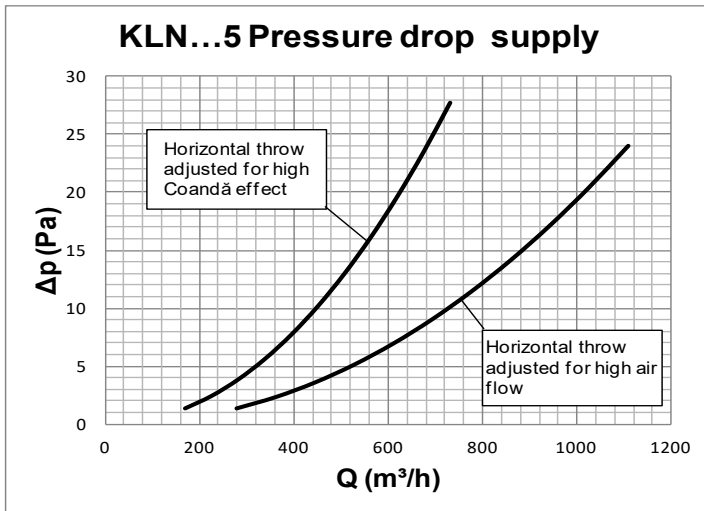
	ΔT	$\times Kf$
Cooling	-10	1,11
	-8	1,09
	-6	1,06
	-4	1,04
	-2	1,02
Heating	2	0,98
	4	0,96
	6	0,94
	8	0,93
	10	0,91



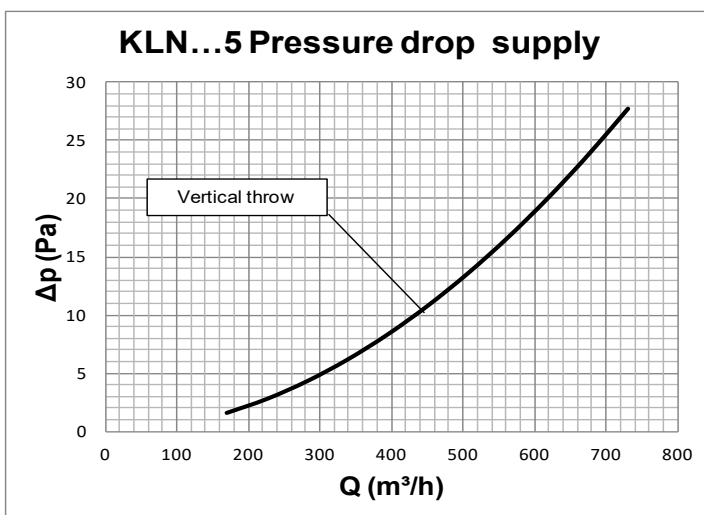
HIGH AIR FLOW LINEAR SLOT DIFFUSERS

KLN SERIES

PERFORMANCE KLN 5 SLOTS L=1000mm



Aeraulic data measured in isothermic conditions for a one meter long diffuser in accordance with the international standard:
ISO 5219 1984: Air distribution and air diffusion - Laboratory. Aerodynamic testing and rating of air terminal devices.



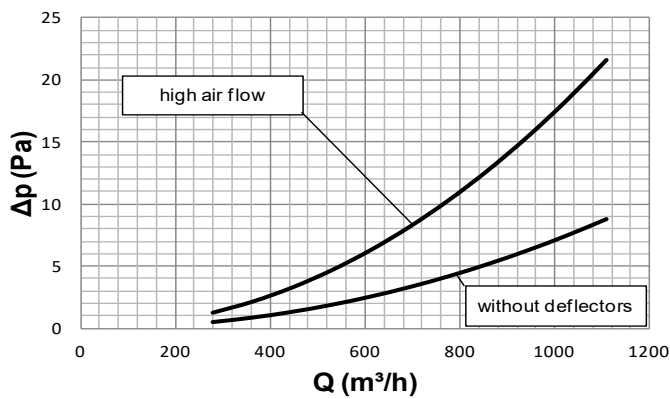


HIGH AIR FLOW LINEAR SLOT DIFFUSERS

KLN SERIES

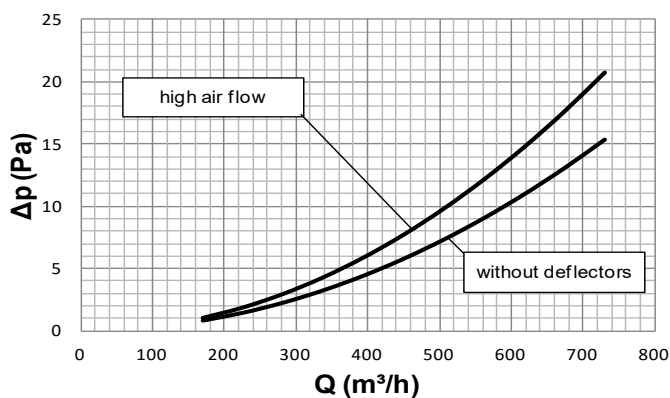
PERFORMANCE KLN 5 SLOTS L=1000mm

KLN...5 Pressure drop extraction without filter



Aeraulic data measured in isothermic conditions for a one meter long diffuser in accordance with the international standard: **ISO 5219 1984: Air distribution and air diffusion - Laboratory. Aerodynamic testing and rating of air terminal devices.**

KLN...5 Pressure drop extraction with clean filter

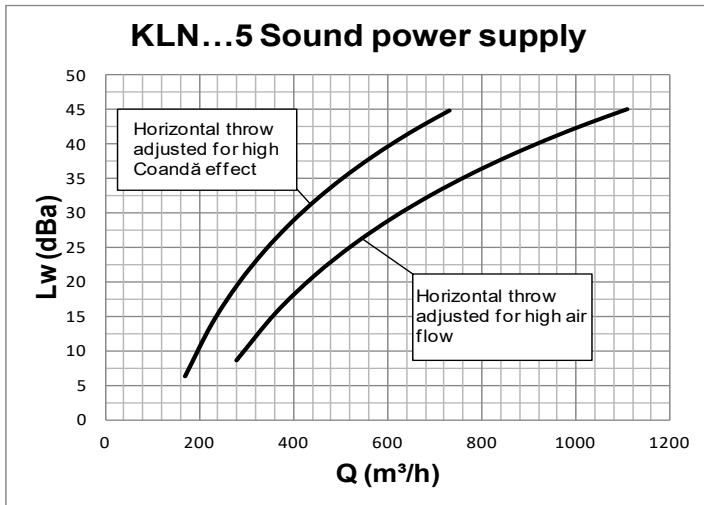




HIGH AIR FLOW LINEAR SLOT DIFFUSERS

KLN SERIES

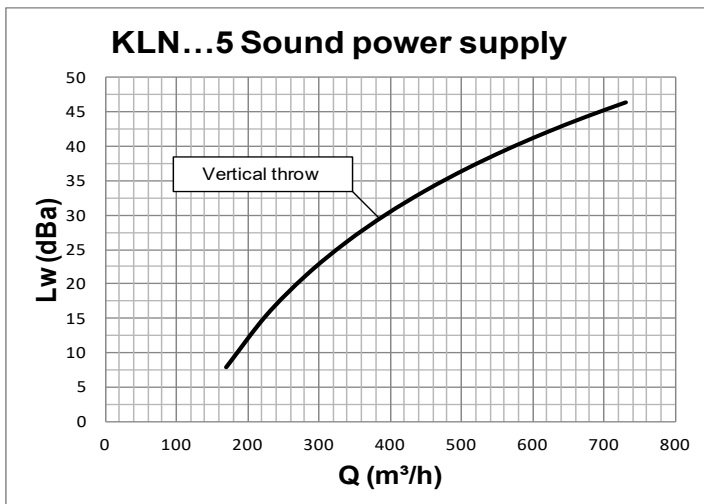
PERFORMANCE KLN 5 SLOTS L=1000mm



Acoustic data measured in reverberation room in accordance with international standards:
ISO 3741 1999: *Acoustic - determination of sound power levels of noise sources using sound pressure - Precision methods for reverberation rooms*

ISO 5135 1997: *Acoustic - determination of sound power levels of noise from air-terminal devices ; air terminal units; dampers and valves by measurement in a reverberation room.*

The data presented does not consider the attenuation given by the area of installation. This attenuation is normally between 6 and 10 dBA and is determined by the room size, the shape of the environment and the interior features.



Correction factor for different length same flow rate per meter of diffuser

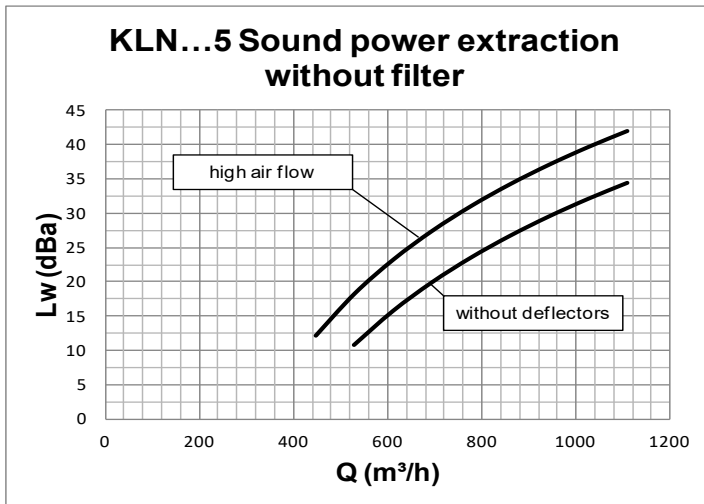
L	+Kf
600	-2,2
800	-1,0
1000	0,0
1200	0,8
1500	1,8
2000	3,0



HIGH AIR FLOW LINEAR SLOT DIFFUSERS

KLN SERIES

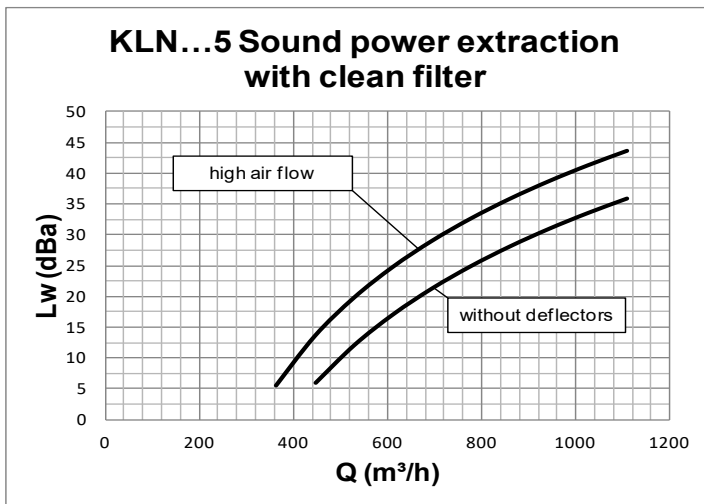
PERFORMANCE KLN 5 SLOTS L=1000mm



Acoustic data measured in reverberation room in accordance with international standards:
ISO 3741 1999: *Acoustic - determination of sound power levels of noise sources using sound pressure - Precision methods for reverberation rooms*

ISO 5135 1997: *Acoustic - determination of sound power levels of noise from air-terminal devices ; air terminal units; dampers and valves by measurement in a reverberation room.*

The data presented does not consider the attenuation given by the area of installation. This attenuation is normally between 6 and 10 dBA and is determined by the room size, the shape of the environment and the interior features.



Correction factor for different length same flow rate per meter of diffuser

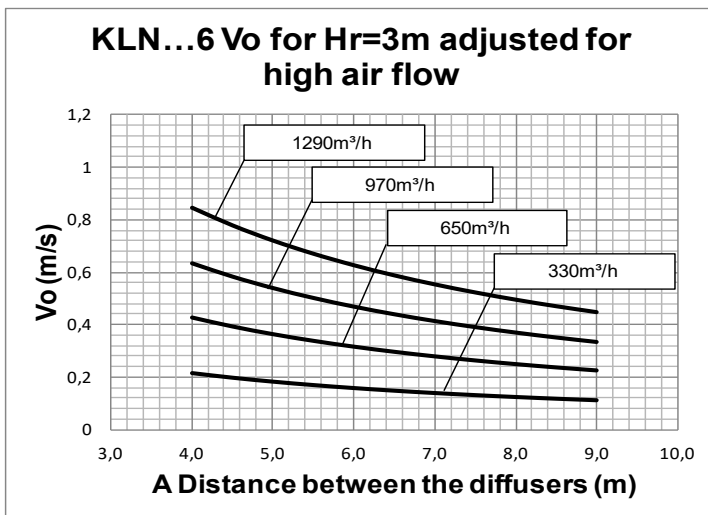
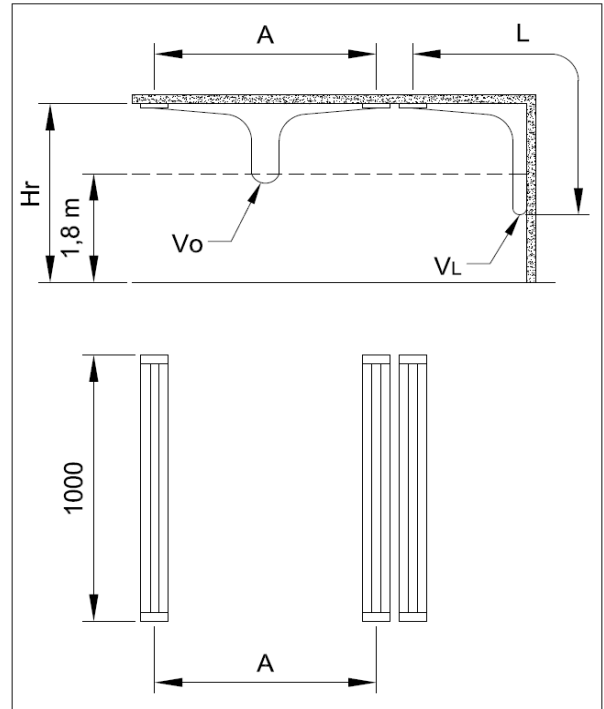
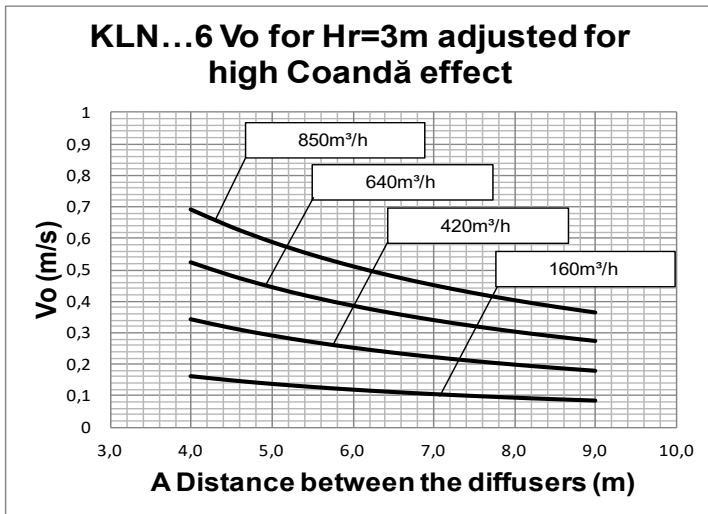
L	+Kf
600	-2,2
800	-1,0
1000	0,0
1200	0,8
1500	1,8
2000	3,0



HIGH AIR FLOW LINEAR SLOT DIFFUSERS

KLN SERIES

PERFORMANCE KLN 6 SLOTS L=1000mm

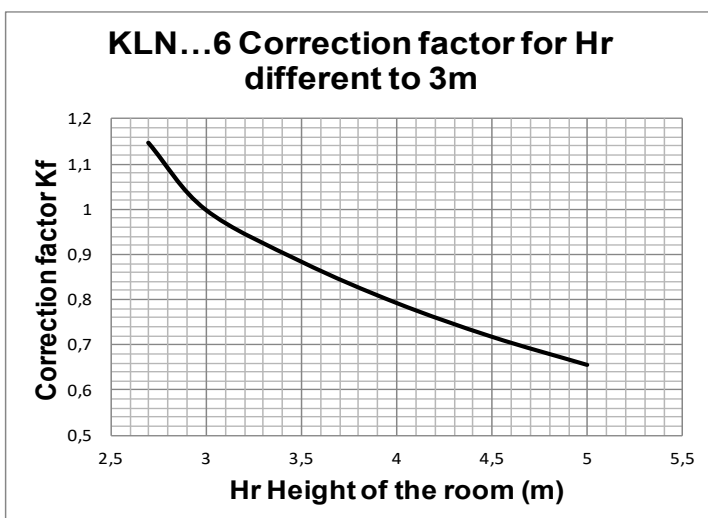


Aerulic data measured in isothermic conditions for a one meter long diffuser in accordance with the international standard:

ISO 5219 1984: Air distribution and air diffusion - Laboratory. Aerodynamic testing and rating of air terminal devices.

A (m) distance between diffusers
Vo (m/s) speed at limit of occupied area

For Hr different to 3m, use the multiplier factor Kf:
 $V_o(h) = V_o \times K_f$

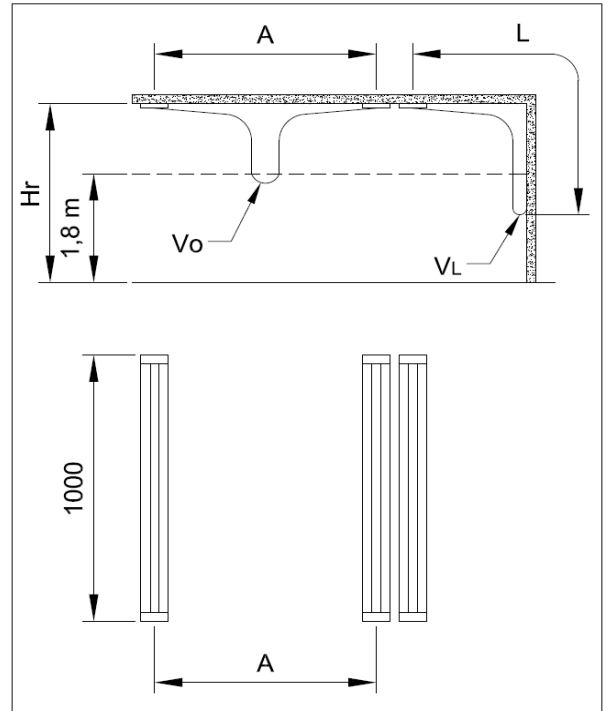
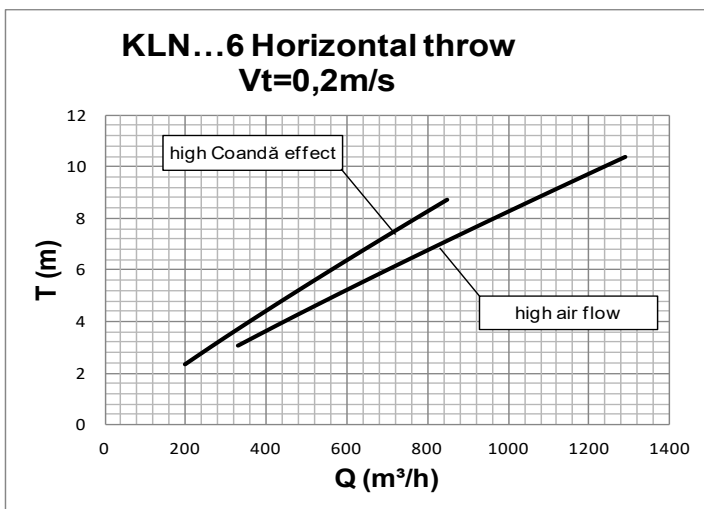
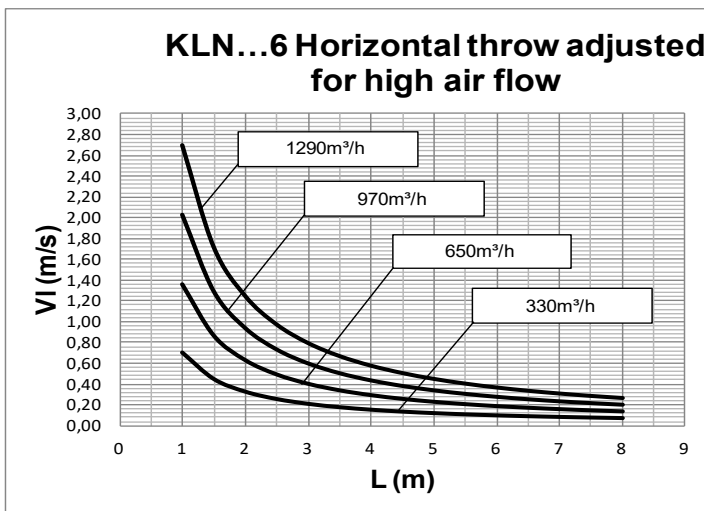
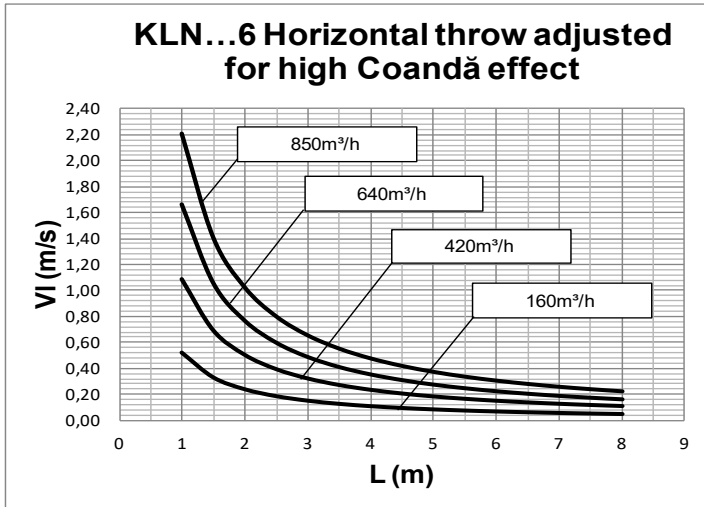




HIGH AIR FLOW LINEAR SLOT DIFFUSERS

KLN SERIES

PERFORMANCE KLN 6 SLOTS L=1000mm



Aerulic data measured in isothermic conditions for a one meter long diffuser in accordance with the international standard:

ISO 5219 1984: Air distribution and air diffusion - Laboratory. Aerodynamic testing and rating of air terminal devices.

L (m) horizontal distance in meters from the centre of diffuser

VL (m/s) maximum speed in air stream at distance L
 T0,2 (m) throw for an isothermal air jet with a Coandă effect for a terminal speed of Vt=0,20m/s.

Correction factor for non isothermal conditions

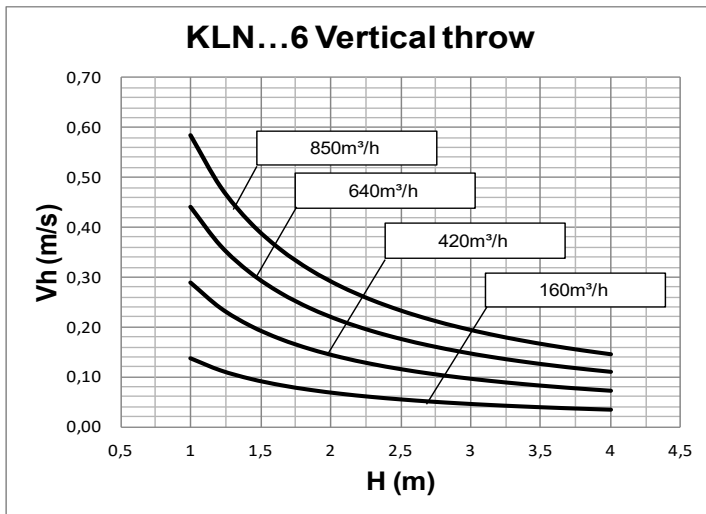
		ΔT	x Kf
Cooling		-10	0,90
		-8	0,92
		-6	0,94
		-4	0,96
		-2	0,98
Heating		2	1,02
		4	1,04
		6	1,06
		8	1,08
		10	1,10



HIGH AIR FLOW LINEAR SLOT DIFFUSERS

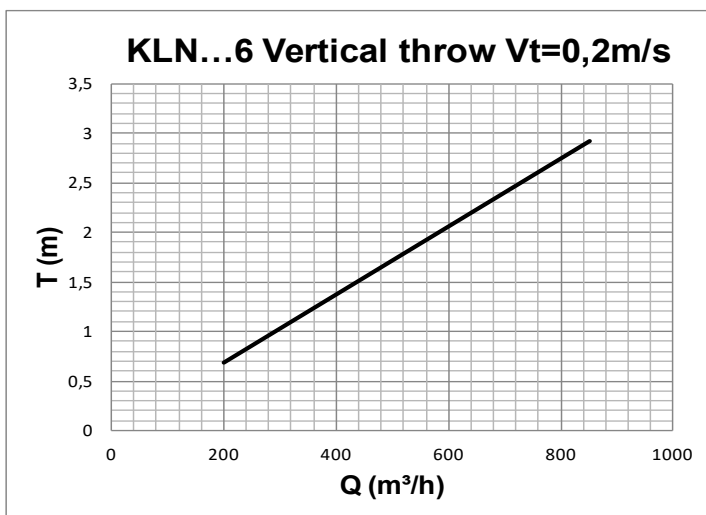
KLN SERIES

PERFORMANCE KLN 6 SLOTS L=1000mm



Aeraulic data measured in isothermic conditions for a one meter long diffuser in accordance with the international standard: **ISO 5219 1984: Air distribution and air diffusion - Laboratory. Aerodynamic testing and rating of air terminal devices.**

H (m) vertical distance in meters from ceiling
 Vh (m/s) maximum speed in air stream at distance H
 T0,2 (m) throw for an isothermal air jet for a terminal speed of Vt=0,20m/s.



Correction factor for non isothermal conditions

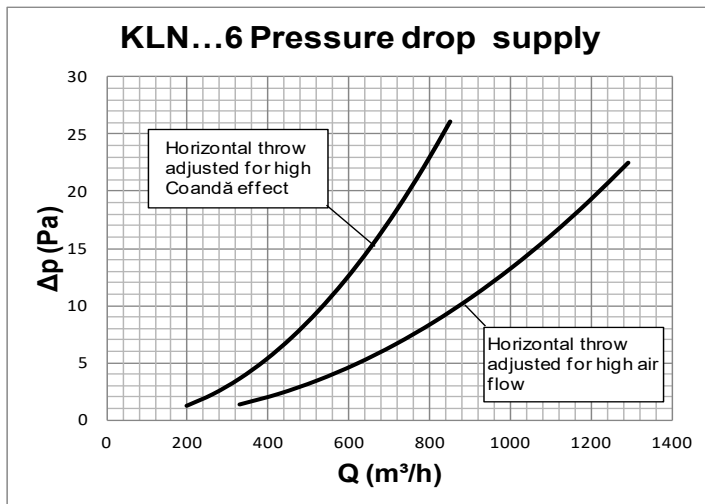
	ΔT	x Kf
Cooling	-10	1,11
	-8	1,09
	-6	1,06
	-4	1,04
	-2	1,02
Heating	2	0,98
	4	0,96
	6	0,94
	8	0,93
	10	0,91



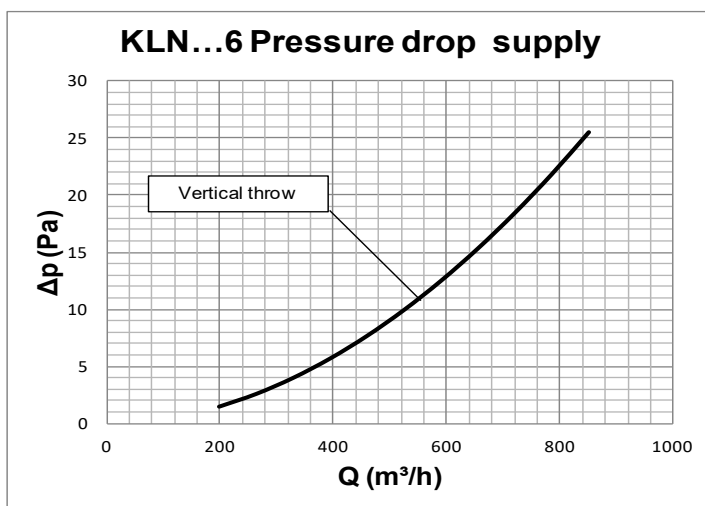
HIGH AIR FLOW LINEAR SLOT DIFFUSERS

KLN SERIES

PERFORMANCE KLN 6 SLOTS L=1000mm



Aeraulic data measured in isothermic conditions for a one meter long diffuser in accordance with the international standard:
ISO 5219 1984: Air distribution and air diffusion - Laboratory. Aerodynamic testing and rating of air terminal devices.



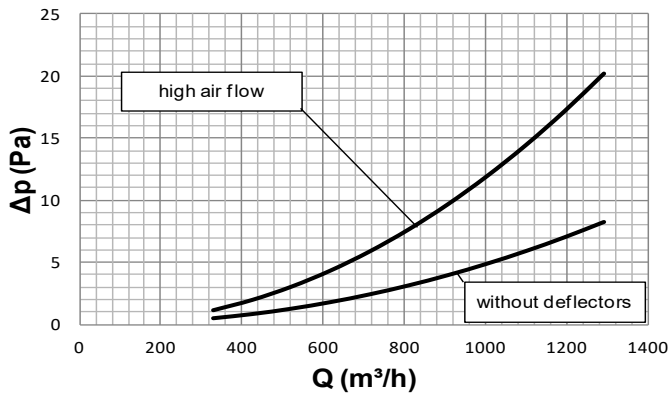


HIGH AIR FLOW LINEAR SLOT DIFFUSERS

KLN SERIES

PERFORMANCE KLN 6 SLOTS L=1000mm

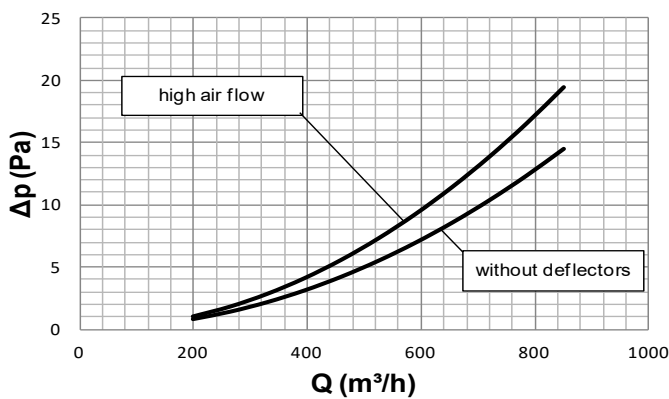
KLN...6 Pressure drop extraction without filter



Aeraulic data measured in isothermic conditions for a one meter long diffuser in accordance with the international standard:

ISO 5219 1984: *Air distribution and air diffusion - Laboratory. Aerodynamic testing and rating of air terminal devices.*

KLN...6 Pressure drop extraction with clean filter

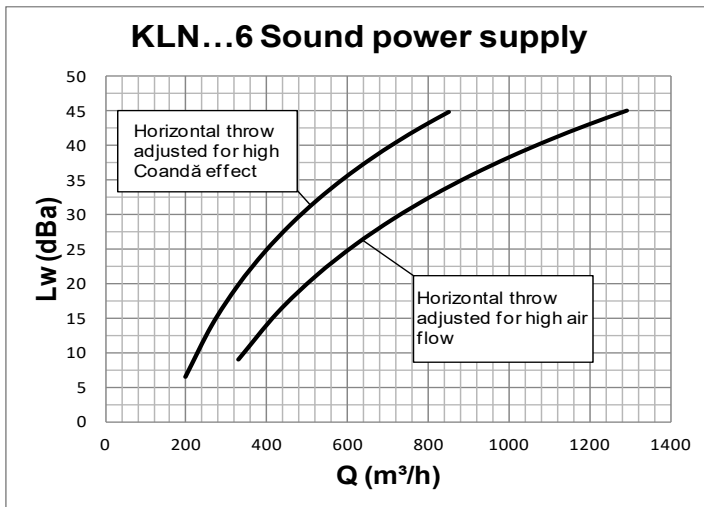




HIGH AIR FLOW LINEAR SLOT DIFFUSERS

KLN SERIES

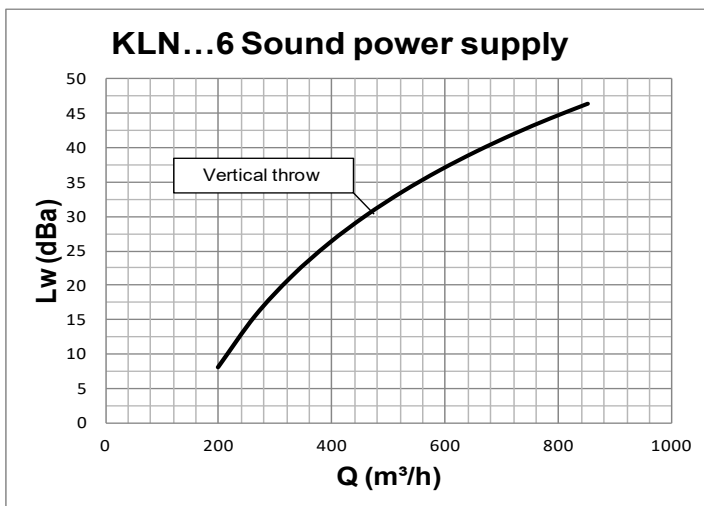
PERFORMANCE KLN 6 SLOTS L=1000mm



Acoustic data measured in reverberation room in accordance with international standards:
ISO 3741 1999: *Acoustic - determination of sound power levels of noise sources using sound pressure - Precision methods for reverberation rooms*

ISO 5135 1997: *Acoustic - determination of sound power levels of noise from air-terminal devices ; air terminal units; dampers and valves by measurement in a reverberation room.*

The data presented does not consider the attenuation given by the area of installation. This attenuation is normally between 6 and 10 dBA and is determined by the room size, the shape of the environment and the interior features.



Correction factor for different length same flow rate per meter of diffuser

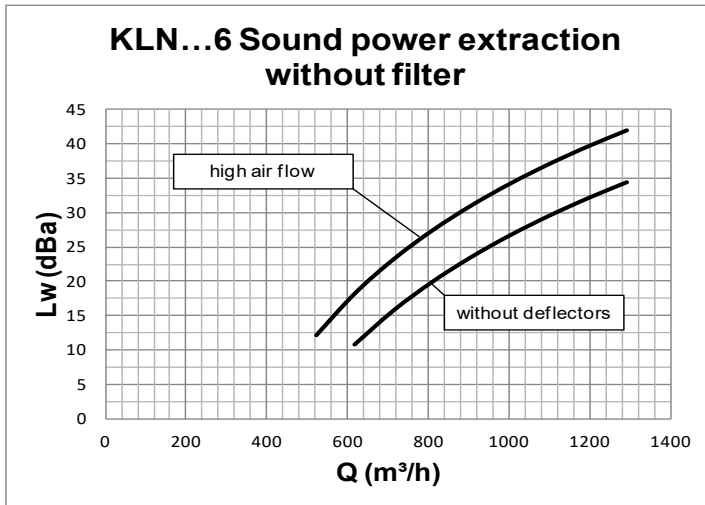
L	+Kf
600	-2,2
800	-1,0
1000	0,0
1200	0,8
1500	1,8
2000	3,0



HIGH AIR FLOW LINEAR SLOT DIFFUSERS

KLN SERIES

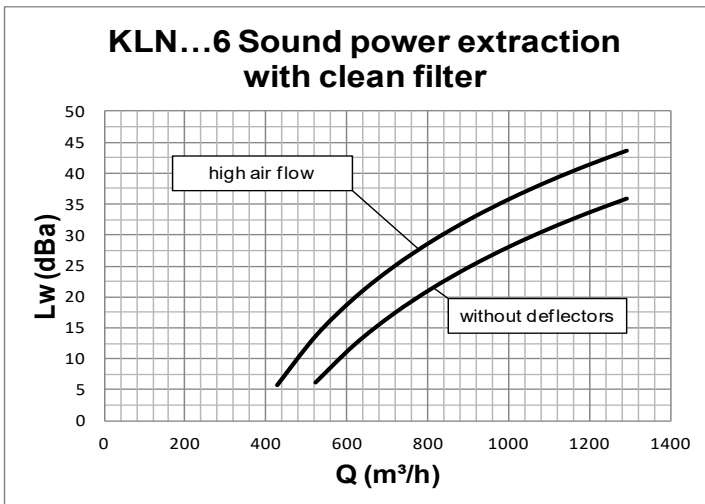
PERFORMANCE KLN 6 SLOTS L=1000mm



Acoustic data measured in reverberation room in accordance with international standards:
ISO 3741 1999: *Acoustic - determination of sound power levels of noise sources using sound pressure - Precision methods for reverberation rooms*

ISO 5135 1997: *Acoustic - determination of sound power levels of noise from air-terminal devices ; air terminal units; dampers and valves by measurement in a reverberation room.*

The data presented does not consider the attenuation given by the area of installation. This attenuation is normally between 6 and 10 dBA and is determined by the room size, the shape of the environment and the interior features.



Correction factor for different length
 same flow rate per meter of diffuser

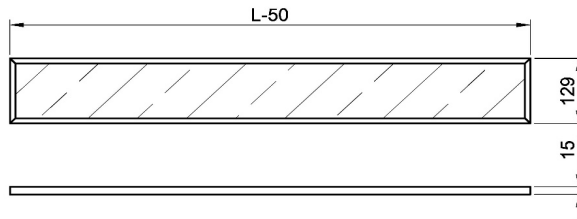
L	+Kf
600	-2,2
800	-1,0
1000	0,0
1200	0,8
1500	1,8
2000	3,0

HIGH AIR FLOW LINEAR SLOT DIFFUSERS

KLN SERIES

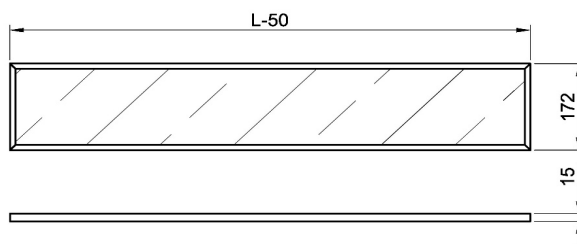


FILTERS



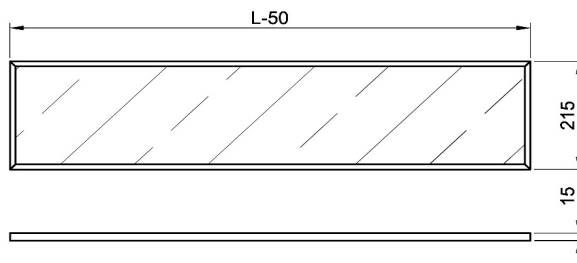
Filter for 3 slots diffuser

Filtering class G3.
Polyester fiber material.
Galvanized steel containment frame .
Metal net on both sides.



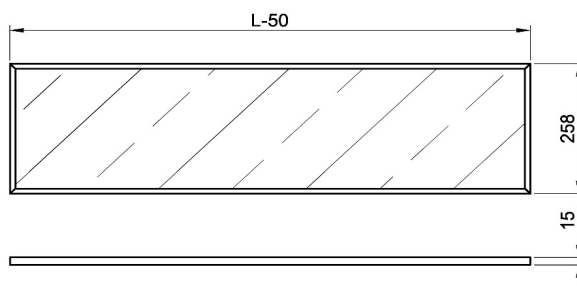
Filter for 4 slots diffuser

Filtering class G3.
Polyester fiber material.
Galvanized steel containment frame .
Metal net on both sides.



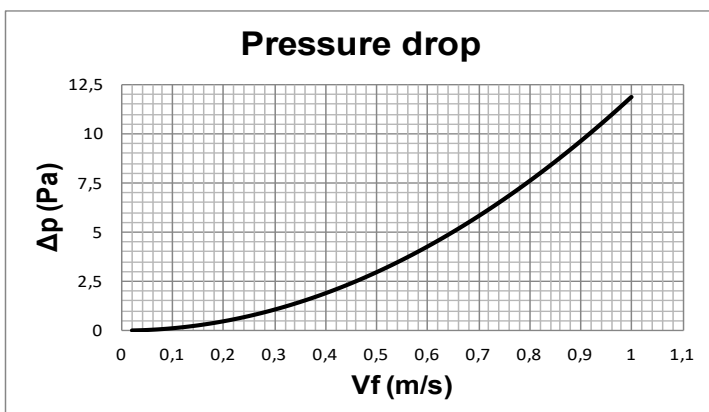
Filter for 5 slots diffuser

Filtering class G3.
Polyester fiber material.
Galvanized steel containment frame .
Metal net on both sides.



Filter for 6 slots diffuser

Filtering class G3.
Polyester fiber material.
Galvanized steel containment frame .
Metal net on both sides.



Vf = frontal velocity

B = length of the filter (mm)

H = height of the filter (mm)

Q = air flow (m³/h)

$$S = B \times H / 1000000$$

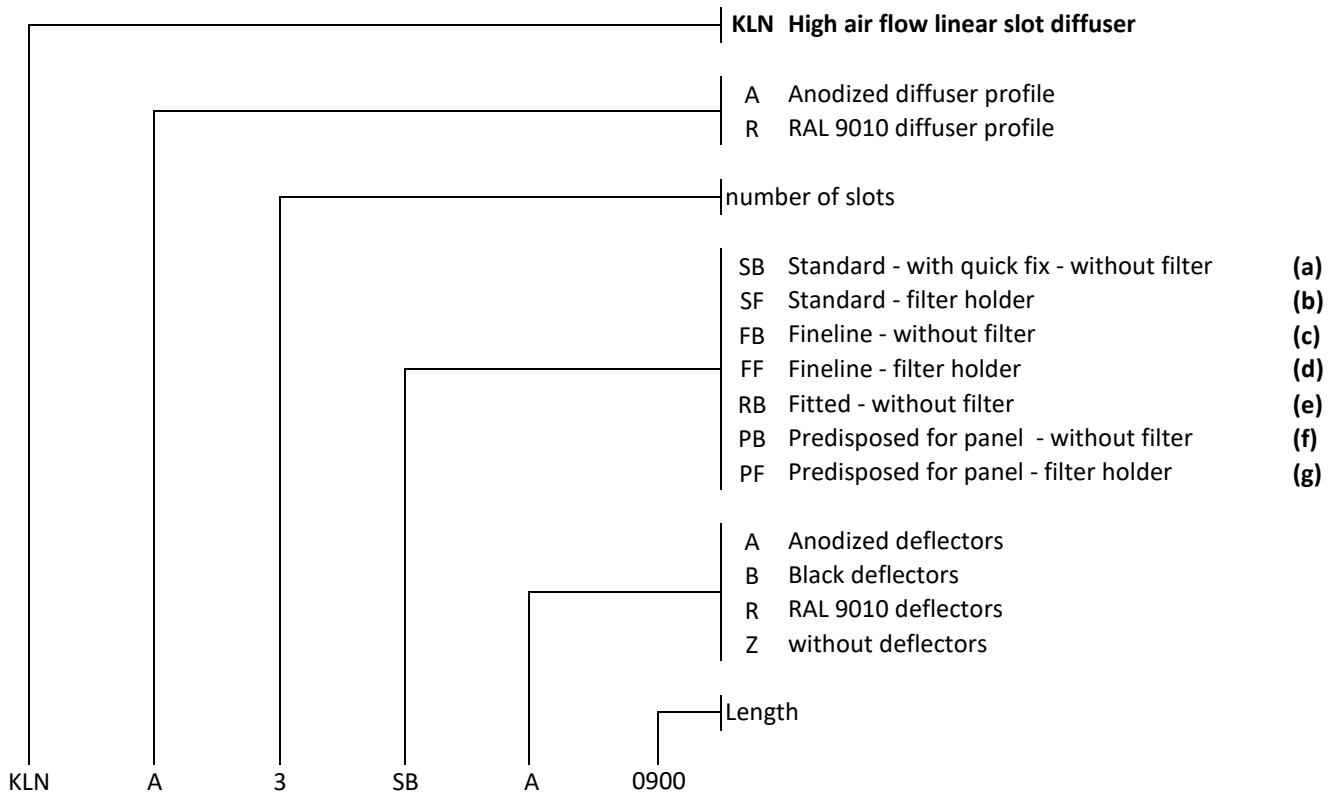
$$Vf = Q / 3600 / S$$



HIGH AIR FLOW LINEAR SLOT DIFFUSERS

KLN SERIES

HOW TO ORDER DIFFUSERS



- (a)** From one up to 6 slots, length from 300mm up to 2000mm
- (b)** From 3 up to 6 slots, length from 300mm up to 1200mm, filter to be ordered separately
- (c)** From one up to 6 slots, length from 300mm up to 2000mm
- (d)** From 3 up to 6 slots, length from 300mm up to 1200mm, filter to be ordered separately
- (e)** From one up to 6 slots, length from 300mm up to 2000mm
- (f)** From 3 up to 6 slots, size of the panel on request, panel to be ordered separately
Length of the diffuser from 300mm up to 1200mm
- (g)** From 3 up to 6 slots, size of the panel on request, panel to be ordered separately
Length of the diffuser from 300mm up to 1200mm, Filter to be ordered separately

Standard one slot diffuser

Length up to 1500mm: 2 quick-fixes

Length over 1500mm: 4 quick-fixes

Standard 2-3-4-5-6 slot diffuser

Length up to 1500mm: 4 quick-fixes

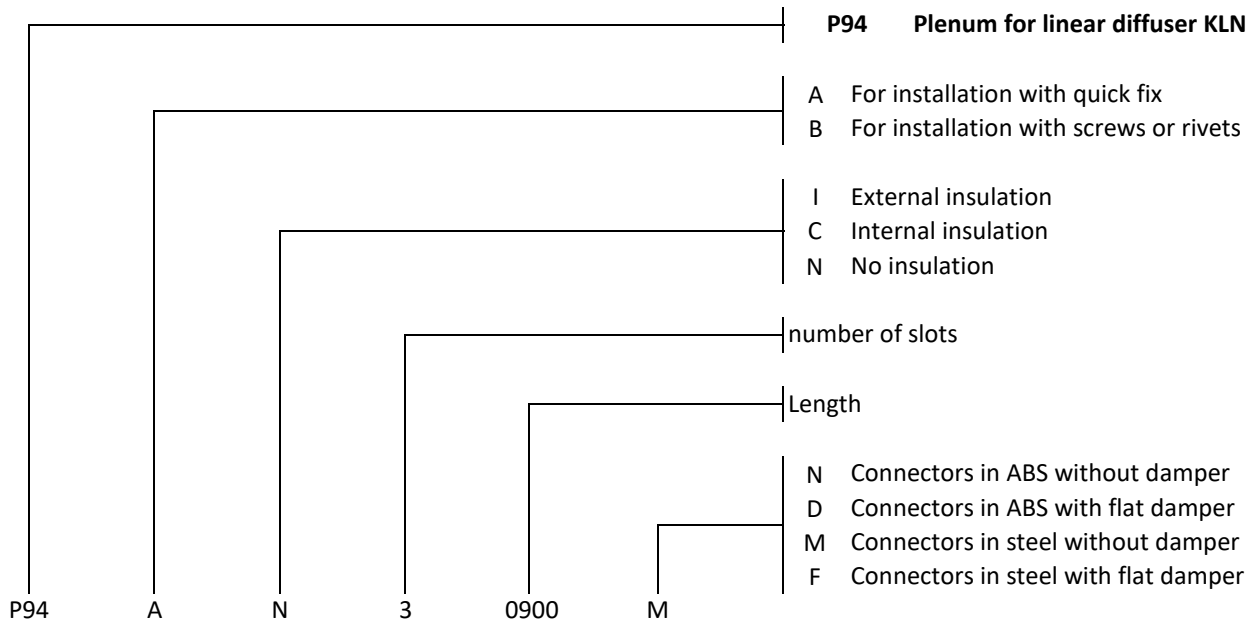
Length over 1500mm: 6 quick-fixes



HIGH AIR FLOW LINEAR SLOT DIFFUSERS

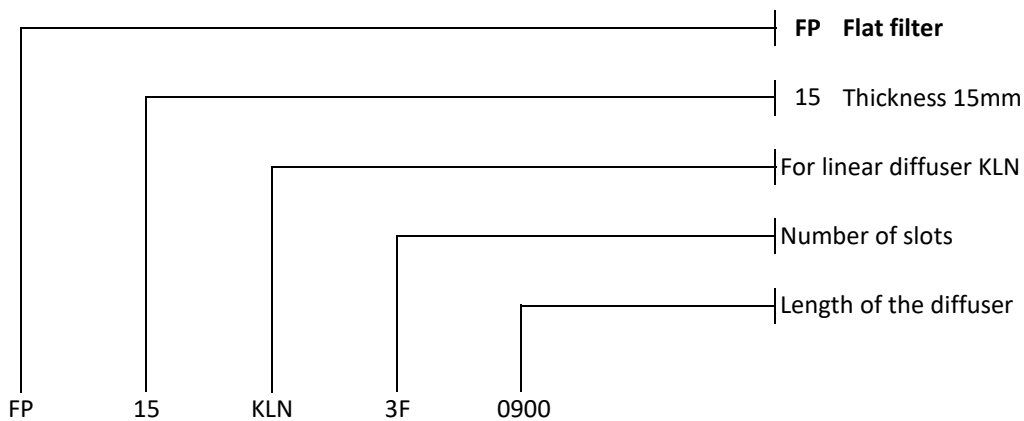
KLN SERIES

HOW TO ORDER PLENUMS AND FILTERS



Di standard i plenum sono forniti non montati sul diffusore

Per ricevere il plenum già montato aggiungere il codice
KLN-PLNMONT montaggio del plenum sul diffusore



INSPECTION AND MAINTENANCE:

We recommend to check the filter condition at least every six months.


Replace the filter if necessary and dispose of in accordance to local legislation separating the metal structure from the filter media.



HIGH AIR FLOW LINEAR SLOT DIFFUSERS

KLN SERIES

ACCESSORIES



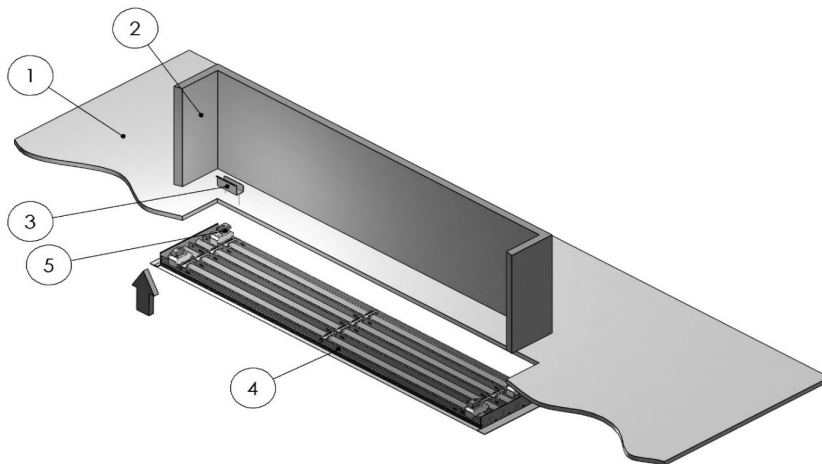
KLN-SW2

Pair of brackets for quick fix

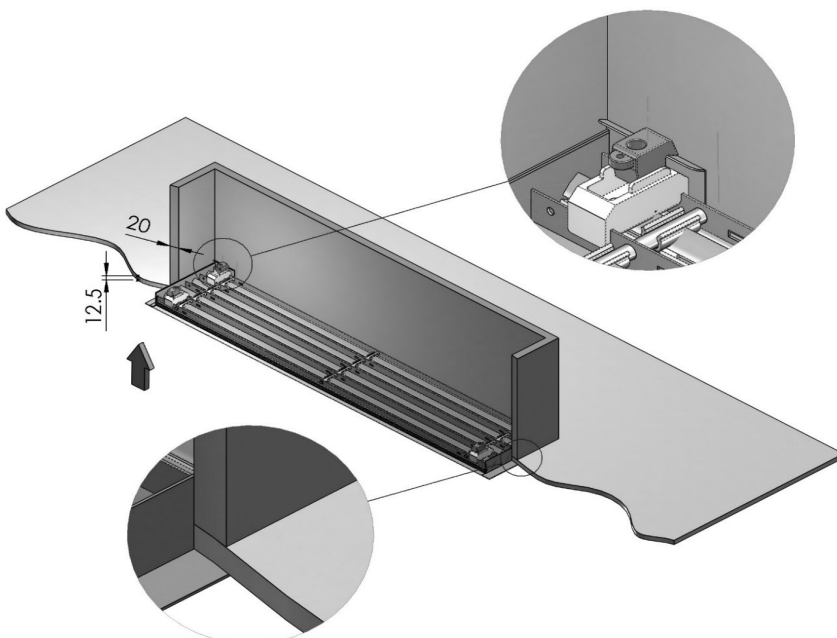
Brackets KLN-SW2 let you use the quick fix method to install the diffuser KLN with the plenum (not supplied by MP3) made on site with 20mm thick sandwich panel in plasterboard ceilings thickness 12.5mm thick.

Diffuser length up to 1500mm : order two pairs of brackets.
Diffuser length more than 1500mm: order three pairs of brackets.

It is recommended to attach the brackets with the same sealant used for joining panels.



- 1 Counterceiling in plasterboard 12,5mm thick
- 2 Sandwich panel 20 mm thick
- 3 Bracket for quick fix
- 4 KLN diffuser
- 5 Quick fix






**HIGH AIR FLOW
LINEAR SLOT DIFFUSERS**


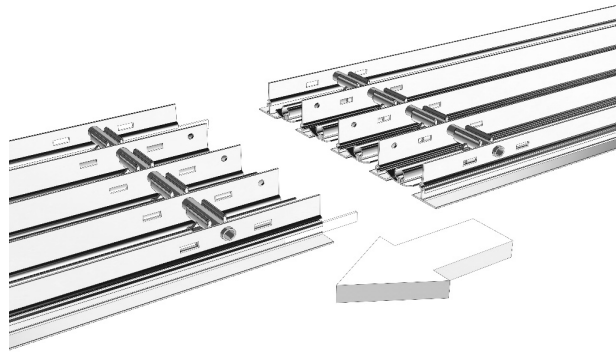
**KLN
SERIES**

ACCESSORIES



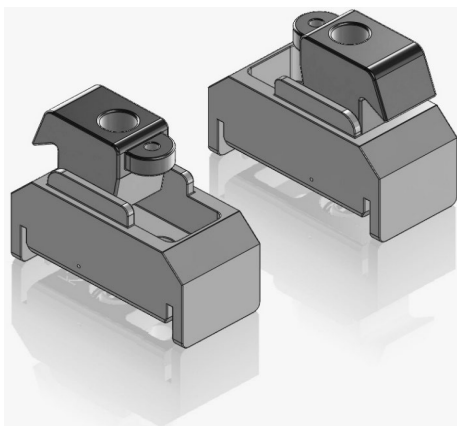
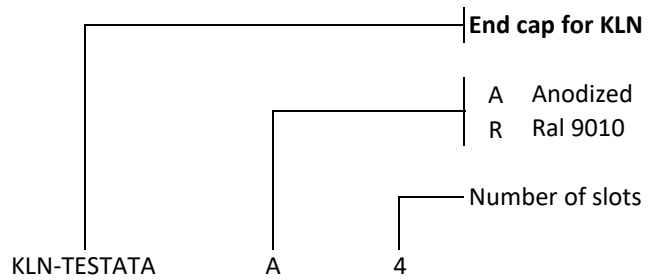
KLN-BAIONETTE

Pair of bayonets for line mounting



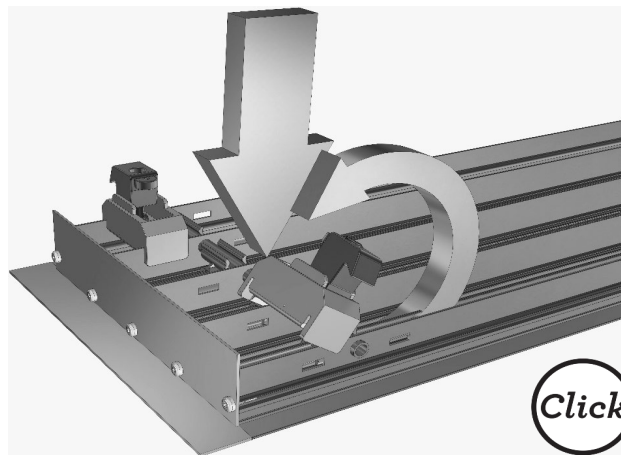
KLN-TESTATA

Standard end cap in aluminum



KLN-QF2

Couple of Quick fix hooks



Click



HIGH AIR FLOW LINEAR SLOT DIFFUSERS

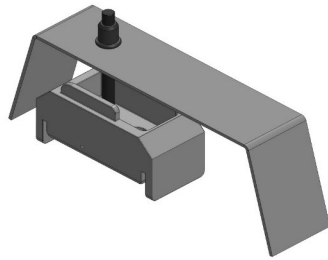
KLN SERIES

ACCESSORIES


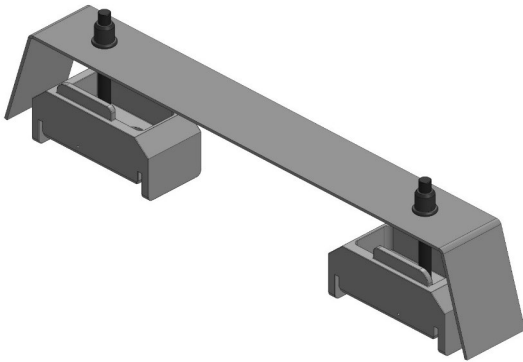
KLN-BRIDGE

Pair of mounting bridges for installation
in plasterboard counterceilings
without plenum

from 1 up to 2 slots one screw



from 3 up to 6 slots two screws



Only for installation without plenum

Only for standard version KLN ... SB (no filterholder, no panel)

For diffusers with a length equal or higher to 1650 mm it is suggested to use two pairs of mounting bridges



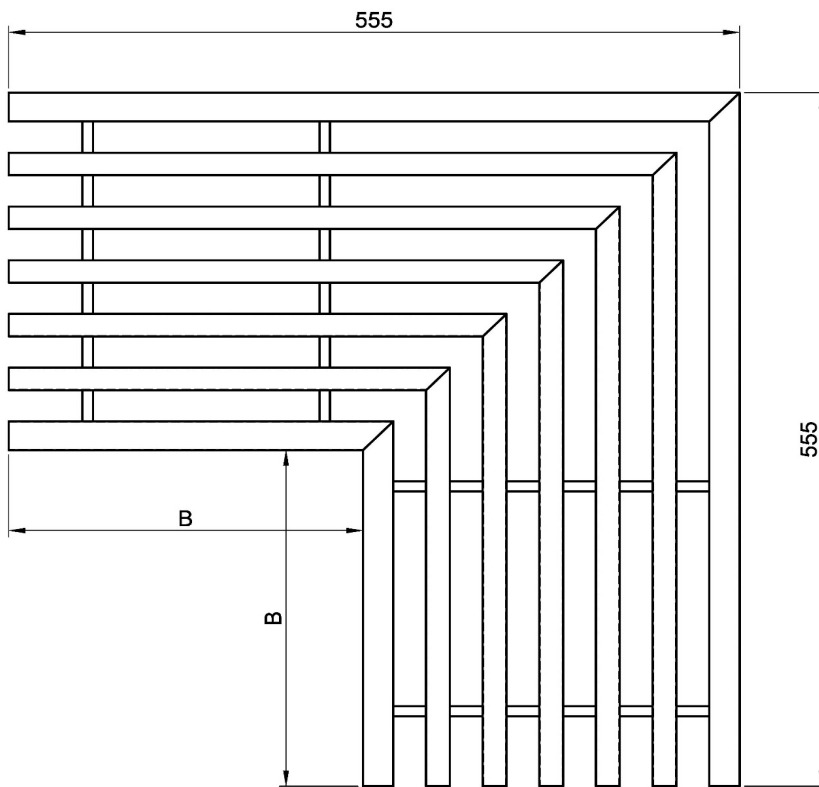
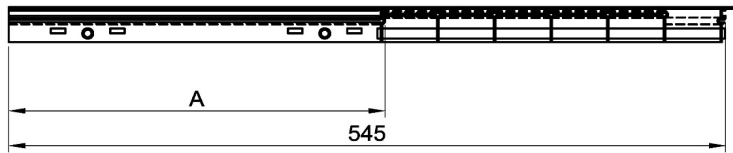
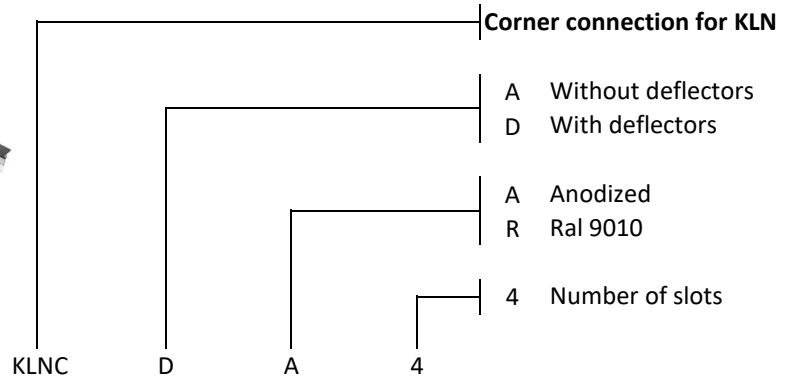

HIGH AIR FLOW LINEAR SLOT DIFFUSERS

KLN SERIES

ACCESSORIES

KLNCA

Corner connection



number of Slots	A mm	B mm
1	501	484
2	458	441
3	415	398
4	372	355
5	329	312
6	286	269

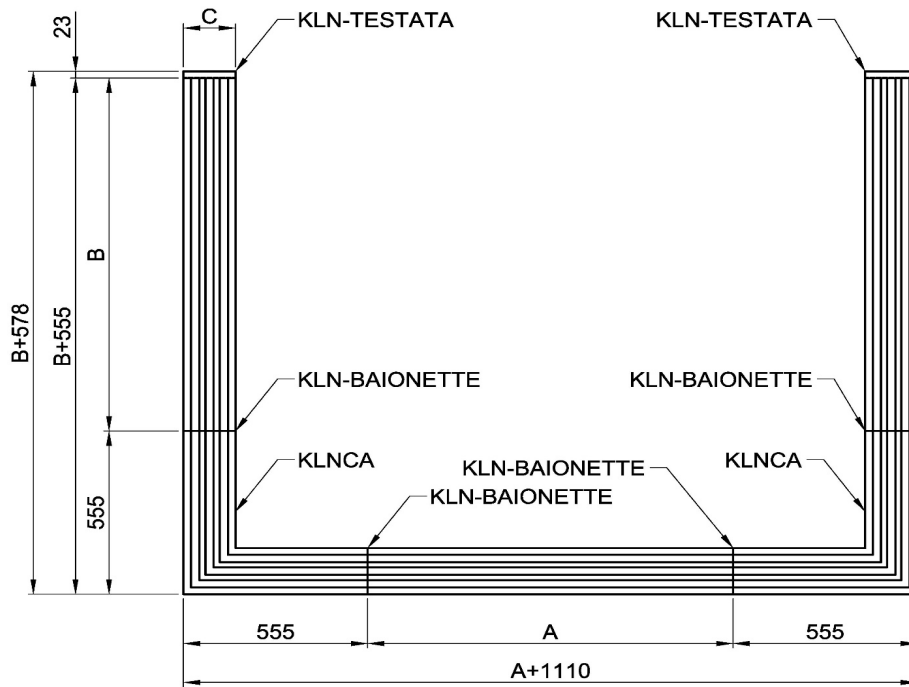


HIGH AIR FLOW LINEAR SLOT DIFFUSERS

ACCESSORIES

KLN SERIES

Example of installation in continuous lines with corners



Number of slots	C (mm)
1	71
2	114
3	157
4	200
5	243
6	286

