

LINEAR GRILLE WITH FIXED BLADES

UF SERIES



OVERVIEW

UF: Linear grilles with fixed blades in anodised extruded aluminium.

CHARACTERISTICS:

Frame: when foreseen, made from extruded aluminium, 25 mm wide, with rounded edges, constructed in four parts connected invisibly by mechanical assembly.

Frontal blades: made of extruded aluminium with 12.5 mm spacing and shape for orthogonal or 15° angled throw, connected to each other and to the frame by two or more vertical pipes.

Rear fins: when foreseen, made of extruded aluminium with 20 mm spacing, inserted into a plastic guide support incorporated into the frame.

Damper, optional: all-steel, with multiple fins with opposing movement. **Mounting frame, optional:** sheet steel construction.

Filter holder versions: numerous versions for both washable and rigid filter.

Grille installation: with screwless system with clips; with traditional screw system directly in the duct or on the wall; with hidden screw system "U-FIX" and mounting frame. For ceiling installations, the use of clips is not recommended.

Finish: available in natural anodised aluminium or powder-coated RAL 9010 or RAL 9003.

Other types of painting available on request.


UNSUITABLE ENVIRONMENTS

The aluminum products are not suitable for installation in environments with an atmosphere containing corrosive substances for this material and in particular containing chlorine, such as swimming pools, spas and some types of food industries.

MINIMUM FEASIBLE SIZE	200 x 75 mm
MAXIMUM FEASIBLE SIZE	2,000 x 600 mm
2 PARTS ASSEMBLY	Height from 75 to 250 mm Base from 2,001 to 4,000
MULTIPLE PARTS ASSEMBLY	Height from 75 to 250 mm Base more than 4,000 mm Minimum length of each part 400mm

STANDARD ASSEMBLE SIZES

< 4.000 mm	In 2 equal parts
4.100 mm	1.500 + 1.100 + 1.500
.....	1.500 + + 1.500
5.000 mm	1.500 + 2.000 + 1.500
5.100 mm	2.000 + 1.100 + 2.000
.....	2.000 + + 2.000
6.000 mm	2.000 + 2.000 + 2.000
6.100 mm	2.000 + 1.000 + 1.100 + 2.000
6.200 mm	2.000 + 1.100 + 1.100 + 2.000
.....	2.000 + + + 2.000
7.000 mm	2.000 + 1.500 + 1.500 + 2.000
7.100 mm	2.000 + 2.000 + 1.100 + 2.000
.....	2.000 + 2.000 + + 2.000
8.000 mm	2.000 + 2.000 + 2.000 + 2.000
8.100 mm	2.000 + 2.000 + 1.000 + 1.100 + 2.000
.....	2.000 + 2.000 + 1.000 + + 2.000
9.000 mm	2.000 + 2.000 + 1.000 + 2.000 + 2.000
9.100 mm	2.000 + 2.000 + 1.100 + 2.000 + 2.000
.....	2.000 + 2.000 + + 2.000 + 2.000
10.000 mm	2.000 + 2.000 + 2.000 + 2.000 + 2.000



LINEAR GRILLE WITH FIXED BLADES

OVERVIEW

UF SERIES



UF 0 Linear grille with fixed blades, blades with deflection angle 0° without frame

UF 1 Linear grille with fixed blades, blades with deflection angle 15° without frame

UF 0 A Linear grille with fixed blades, blades with deflection angle 0° with standard frame

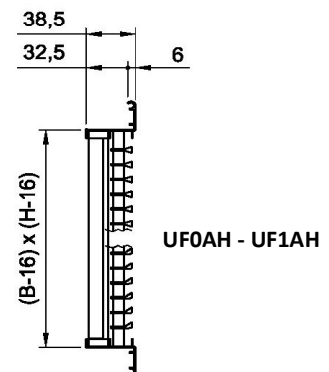
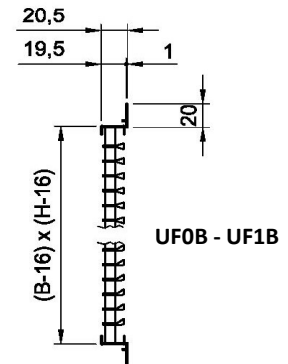
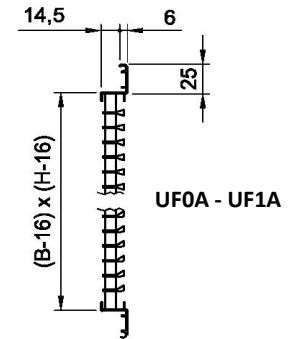
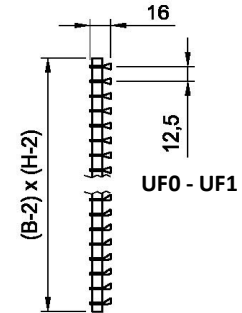
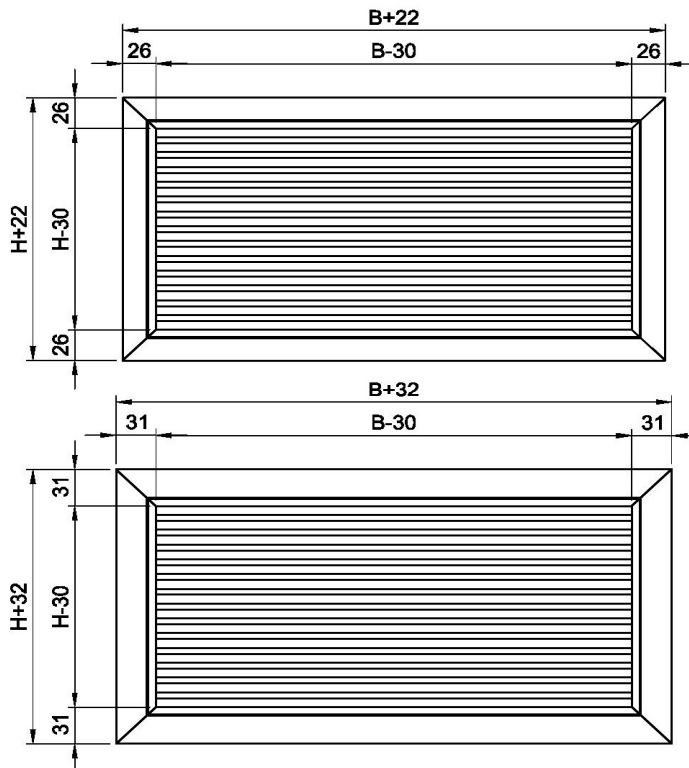
UF 1 A Linear grille with fixed blades, blades with deflection angle 15° with standard frame

UF 0 B Linear grille with fixed blades, blades with deflection angle 0° with flat frame

UF 1 B Linear grille with fixed blades, blades with deflection angle 15° with flat frame

UF 0 AH Linear grille with fixed blades, blades with deflection angle 0° with standard frame and rear row of adjustable vertical fins

UF 1 AH Linear grille with fixed blades, blades with deflection angle 15° with standard frame and rear row of adjustable vertical fins





LINEAR GRILLE WITH FIXED BLADES

OVERVIEW

UF SERIES

UF0A2: Linear grilles with fixed blades 12.5 mm pitch in anodised extruded aluminium, filterholder frame for washable filter (initial thickness 15 mm), opening system: hinge on upper side (maximum angle 85°) and magnet on lower side.

Installation on wall, not ceiling-mount.

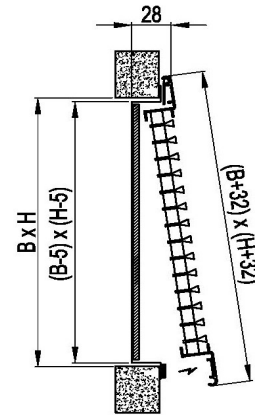
UF0A3: Linear grilles with fixed blades 12.5 mm pitch in anodised extruded aluminium, filterholder frame for washable filter (initial thickness 15 mm), opening system: hinge on upper side (maximum angle 85°) and screws on lower side.

Installation on wall or ceiling.

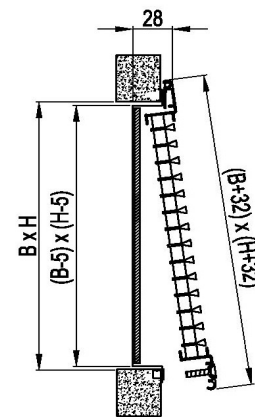
UF0A4: Linear grilles with fixed blades 12.5 mm pitch in anodised extruded aluminium, filterholder frame for washable filter (initial thickness 15 mm), opening system: hinge on upper side (maximum angle 85°) and knob on lower side.

Installation on wall or ceiling.

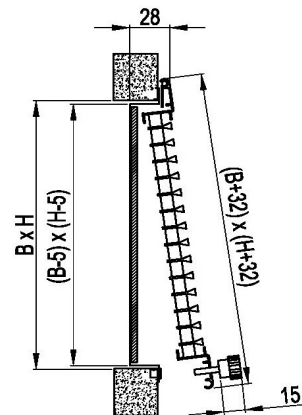
GRILLE SIZES



UF0A2: fixing with magnets
not ceiling-mount



UF0A3: fixing with screws



UF0A4: fixing with knobs

LINEAR GRILLE WITH FIXED BLADES

UF SERIES



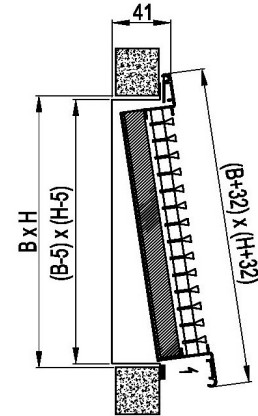
OVERVIEW

UFOA12: Linear grilles with fixed blades 12.5 mm pitch in anodised extruded aluminium, filterholder frame for 15mm thick rigid filter, opening system: hinge on upper side (maximum angle 85°) and magnet on lower side. Installation on wall, not ceiling-mount.

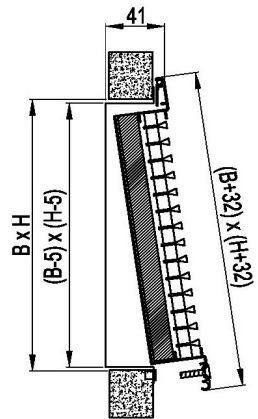
UFOA13: Linear grilles with fixed blades 12.5 mm pitch in anodised extruded aluminium, filterholder frame for 15mm thick rigid filter, opening system: hinge on upper side (maximum angle 85°) and screws on lower side. Installation on wall or ceiling.

UFOA14: Linear grilles with fixed blades 12.5 mm pitch in anodised extruded aluminium, filterholder frame for 15mm thick rigid filter, opening system: hinge on upper side (maximum angle 85°) and knob on lower side. Installation on wall or ceiling.

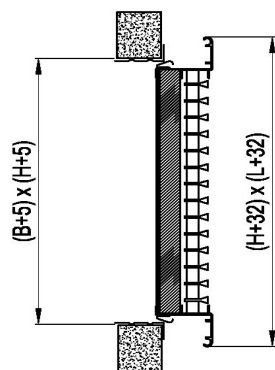
UFOACUM2: Linear grilles with fixed blades 12.5 mm pitch in anodised extruded aluminium, filterholder frame for 15mm thick rigid filter, opening system: by clips on both sides.



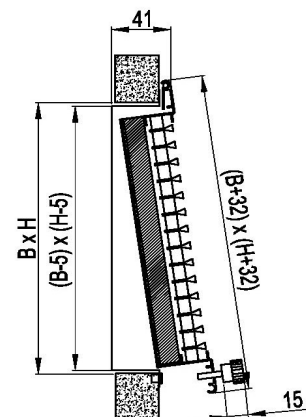
UFOA12: fixing with magnets



UFOA13: fixing with screws



UFOACUM2: fixing with clips



UFOA14: fixing with knobs

WARD ASSEMBLE SIZES



LINEAR GRILLE WITH FIXED BLADES

OVERVIEW

UF SERIES

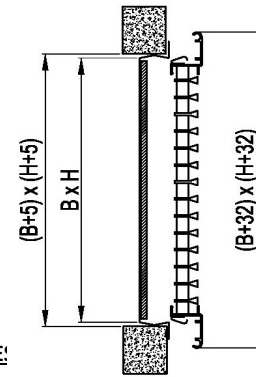
UF0A21: Linear grilles with fixed blades 12.5 mm pitch in anodised extruded aluminium, filterholder frame for washable filter (initial thickness 15 mm), opening system: by clips on both sides. Installation on wall, not ceiling-mount.

UF0A22: Linear grilles with fixed blades 12.5 mm pitch in anodised extruded aluminium, filterholder frame for washable filter (initial thickness 15 mm), opening system: by magnets on both sides. Installation on wall, not ceiling-mount.

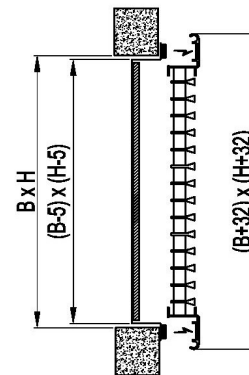
UF0A23: Linear grilles with fixed blades 12.5 mm pitch in anodised extruded aluminium, filterholder frame for washable filter (initial thickness 15 mm), opening system: by screws on both sides. Installation on wall or ceiling.

UF0A24: Linear grilles with fixed blades 12.5 mm pitch in anodised extruded aluminium, filterholder frame for washable filter (initial thickness 15 mm), opening system: by knobs on both sides. Installation on wall or ceiling.

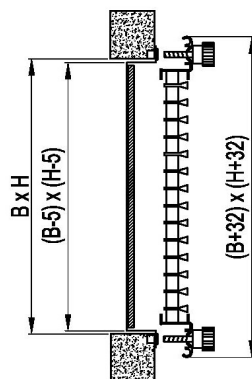
ASSEMBLE SIZE:



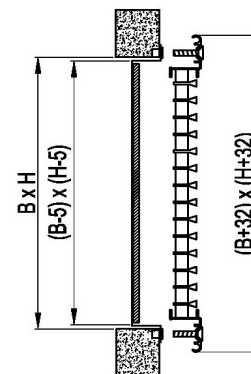
UF0A21: fixing with clips



UF0A22: fixing with magnets



UF0A24: fixing with knobs



UF0A23: fixing with screws

**LINEAR GRILLE
WITH FIXED BLADES**

**UF
SERIES**

PERFORMANCE



WITHOUT FRAME - EFFECTIVE AREA Ak [m²]

HEIGHT [mm]	BASE [mm]																		
	200	300	400	500	600	700	800	900	1000	1100	1200	1300	1400	1500	1600	1700	1800	1900	2000
75	0,014	0,021	0,028	0,035	0,042	0,049	0,056	0,063	0,070	0,077	0,084	0,091	0,098	0,105	0,112	0,119	0,126	0,133	0,140
100	0,019	0,028	0,037	0,047	0,056	0,065	0,074	0,084	0,093	0,102	0,112	0,121	0,130	0,140	0,149	0,158	0,167	0,177	0,186
150	0,028	0,042	0,056	0,070	0,084	0,098	0,112	0,126	0,140	0,154	0,167	0,181	0,195	0,209	0,223	0,237	0,251	0,265	0,279
200	0,037	0,056	0,074	0,093	0,112	0,130	0,149	0,167	0,186	0,205	0,223	0,242	0,260	0,279	0,298	0,316	0,335	0,353	0,372
250	0,047	0,070	0,093	0,116	0,140	0,163	0,186	0,209	0,233	0,256	0,279	0,302	0,326	0,349	0,372	0,395	0,419	0,442	0,465
300	0,056	0,084	0,112	0,140	0,167	0,195	0,223	0,251	0,279	0,307	0,335	0,363	0,391	0,419	0,446	0,474	0,502	0,530	0,558
350	0,065	0,098	0,130	0,163	0,195	0,228	0,260	0,293	0,326	0,358	0,391	0,423	0,456	0,488	0,521	0,553	0,586	0,619	0,651
400	0,074	0,112	0,149	0,186	0,223	0,260	0,298	0,335	0,372	0,409	0,446	0,484	0,521	0,558	0,595	0,632	0,670	0,707	0,744
450	0,084	0,126	0,167	0,209	0,251	0,293	0,335	0,377	0,419	0,460	0,502	0,544	0,586	0,628	0,670	0,712	0,753	0,795	0,837
500	0,093	0,140	0,186	0,233	0,279	0,326	0,372	0,419	0,465	0,512	0,558	0,605	0,651	0,698	0,744	0,791	0,837	0,884	0,930
550	0,102	0,154	0,205	0,256	0,307	0,358	0,409	0,460	0,512	0,563	0,614	0,665	0,716	0,767	0,818	0,870	0,921	0,972	1,023
600	0,112	0,167	0,223	0,279	0,335	0,391	0,446	0,502	0,558	0,614	0,670	0,725	0,781	0,837	0,893	0,949	1,004	1,060	1,116

WITH FRAME - EFFECTIVE AREA Ak [m²]

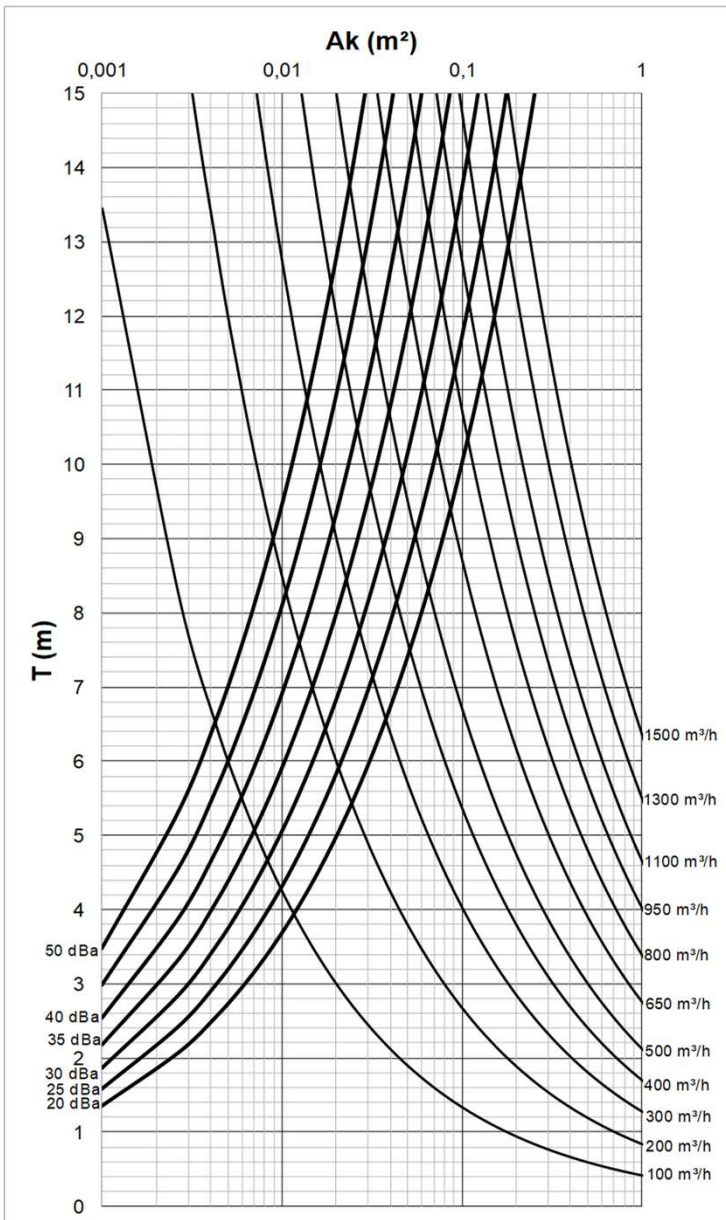
HEIGHT [mm]	BASE [mm]																		
	200	300	400	500	600	700	800	900	1000	1100	1200	1300	1400	1500	1600	1700	1800	1900	2000
75	0,007	0,010	0,014	0,018	0,022	0,026	0,030	0,034	0,038	0,042	0,046	0,050	0,053	0,057	0,061	0,065	0,069	0,073	0,077
100	0,010	0,017	0,023	0,029	0,035	0,042	0,048	0,054	0,060	0,067	0,073	0,079	0,085	0,091	0,098	0,104	0,110	0,116	0,123
150	0,018	0,029	0,040	0,051	0,062	0,073	0,084	0,094	0,105	0,116	0,127	0,138	0,149	0,160	0,171	0,181	0,192	0,203	0,214
200	0,026	0,042	0,057	0,073	0,088	0,104	0,119	0,135	0,150	0,166	0,181	0,197	0,212	0,228	0,243	0,259	0,274	0,290	0,306
250	0,034	0,054	0,074	0,094	0,114	0,135	0,155	0,175	0,195	0,215	0,236	0,256	0,276	0,296	0,316	0,336	0,357	0,377	0,397
300	0,042	0,066	0,091	0,116	0,141	0,166	0,191	0,215	0,240	0,265	0,290	0,315	0,339	0,364	0,389	0,414	0,439	0,464	0,488
350	0,049	0,079	0,108	0,138	0,167	0,197	0,226	0,256	0,285	0,315	0,344	0,374	0,403	0,433	0,462	0,491	0,521	0,550	0,580
400	0,057	0,091	0,125	0,159	0,194	0,228	0,262	0,296	0,330	0,364	0,398	0,432	0,467	0,501	0,535	0,569	0,603	0,637	0,671
450	0,065	0,104	0,142	0,181	0,220	0,259	0,298	0,336	0,375	0,414	0,453	0,491	0,530	0,569	0,608	0,647	0,685	0,724	0,763
500	0,073	0,116	0,159	0,203	0,246	0,290	0,333	0,377	0,420	0,463	0,507	0,550	0,594	0,637	0,681	0,724	0,767	0,811	0,854
550	0,080	0,128	0,177	0,225	0,273	0,321	0,369	0,417	0,465	0,513	0,561	0,609	0,657	0,705	0,753	0,802	0,850	0,898	0,946
600	0,088	0,141	0,194	0,246	0,299	0,352	0,404	0,457	0,510	0,563	0,615	0,668	0,721	0,774	0,826	0,879	0,932	0,985	1,037



**LINEAR GRILLE
WITH FIXED BLADES**

**UF
SERIES**

**PERFORMANCE
SUPPLY - ORTHOGONAL THROW**



Throw

Aeraulic data measured in isothermal conditions in accordance with international standard: ISO 5219 1984: Air distribution and air diffusion - Laboratory. Aerodynamic testing and rating of air terminal devices.

T(m) = throw Vt=0,2m/s

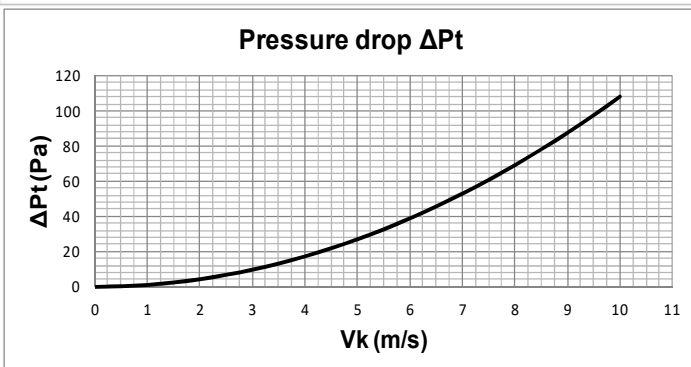
Sound power

Acoustic data measured in reverberation room in accordance with international standard:

ISO 3741 1999: Acoustic - determination of sound power levels of noise sources using sound pressure - Precision methods for reverberation rooms

ISO 5135 1997: Acoustic - determination of sound power levels of noise from air-terminal devices ; air terminal units; dampers and valves by measurement in a reverberation room.

The data in the diagrams does not consider the attenuation due to the installation environment. This attenuation is usually between 6 and 10 dBA and is determined by the size and shape of the environment and the characteristics of the furnishings.



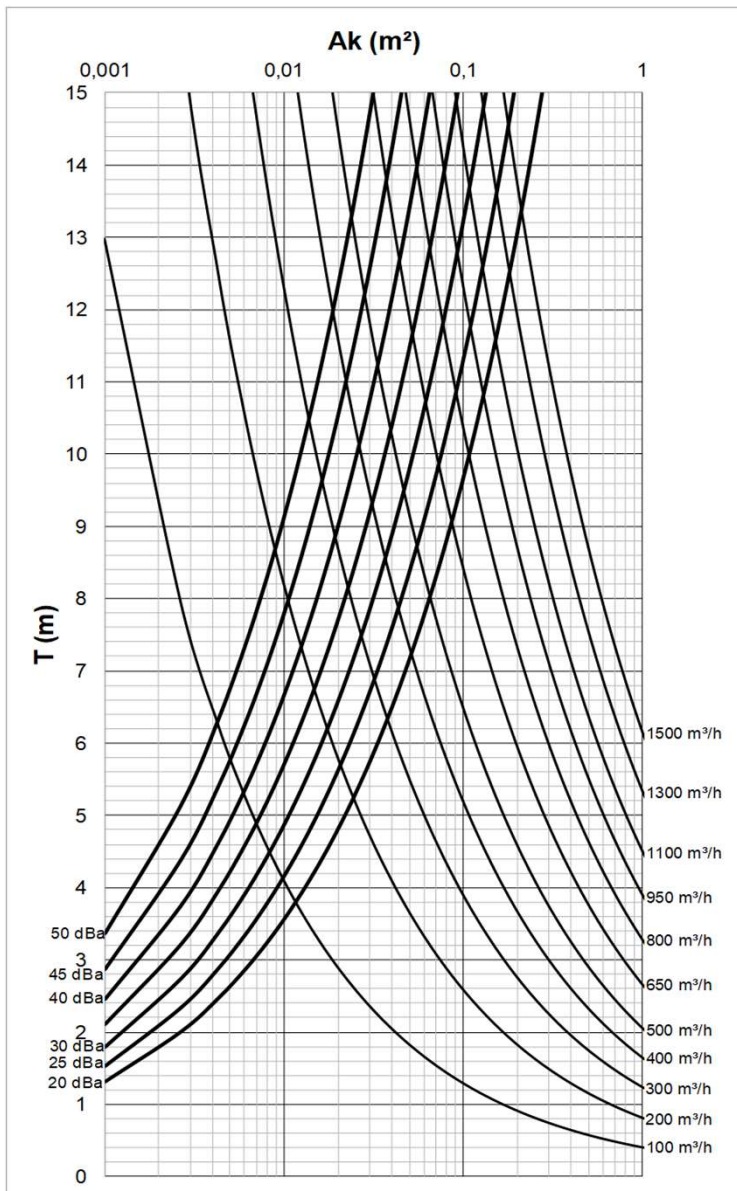
$V_k \text{ (m/s)} = Q \text{ (m}^3\text{/h)} / 3600 / A_k$



LINEAR GRILLE WITH FIXED BLADES

UF SERIES

PERFORMANCE SUPPLY - ANGLED THROW



Throw

Aeraulic data measured in isothermal conditions in accordance with international standard:
ISO 5219 1984: Air distribution and air diffusion - Laboratory. Aerodynamic testing and rating of air terminal devices.

$$T(m) = \text{throw } V_t = 0,2 \text{ m/s}$$

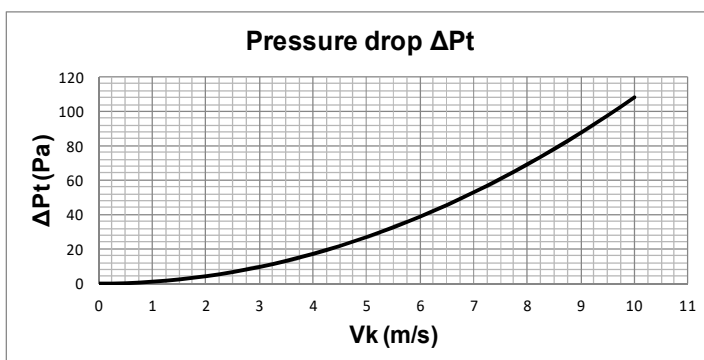
Sound power

ME Acoustic data measured in reverberation room in accordance with international standard:

ISO 3741 1999: Acoustic - determination of sound power levels of noise sources using sound pressure - Precision methods for reverberation rooms

ISO 5135 1997: Acoustic - determination of sound power levels of noise from air-terminal devices ; air terminal units; dampers and valves by measurement in a reverberation room.

The data in the diagrams does not consider the attenuation due to the installation environment. This attenuation is usually between 6 and 10 dBA and is determined by the size and shape of the environment and the characteristics of the furnishings.



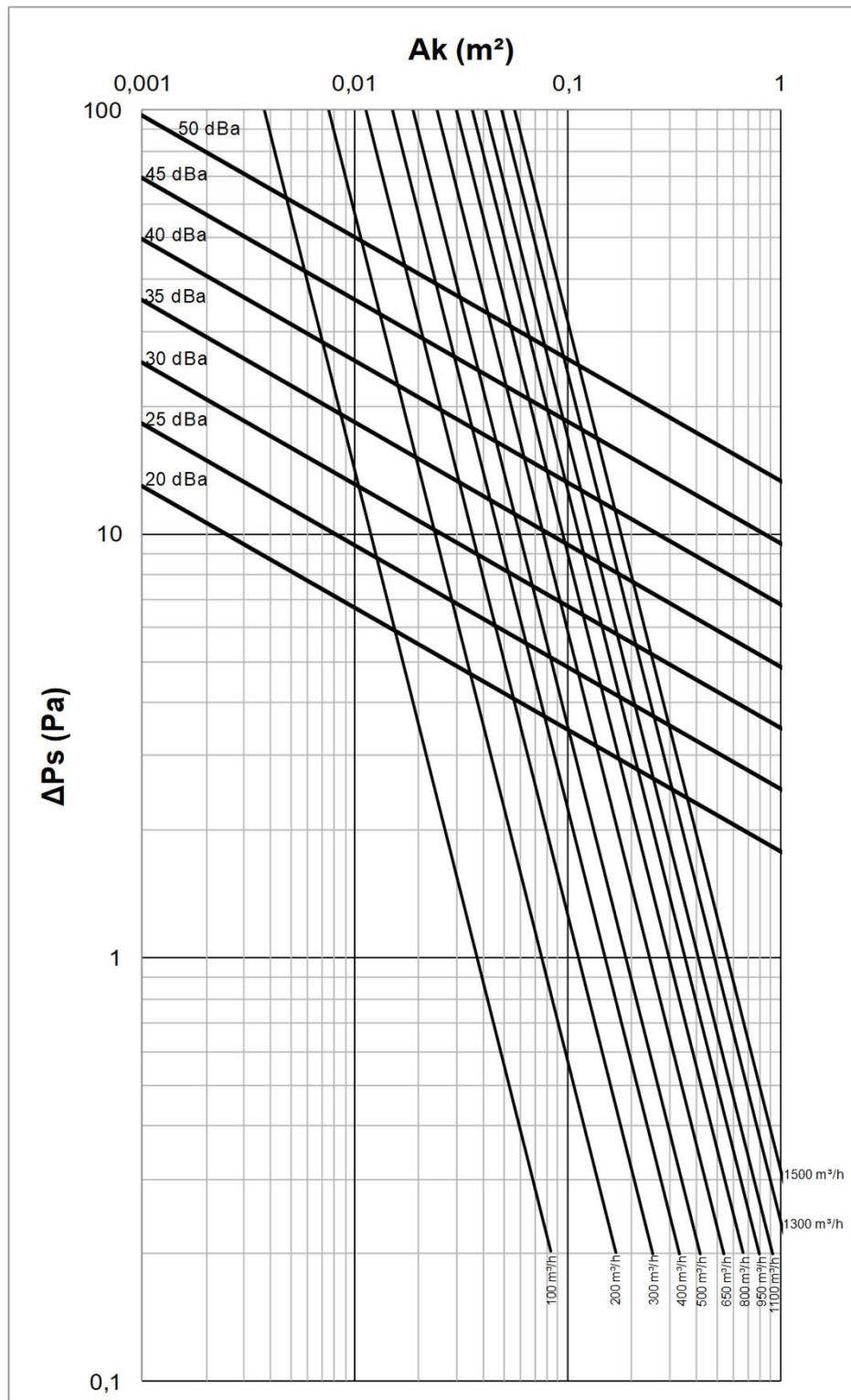
$$V_k (m/s) = Q (m^3/h) / 3600 / A_k$$



LINEAR GRILLE WITH FIXED BLADES

UF SERIES

PERFORMANCE EXTRACTION



**BOCCHETTE LINEARI
BARRE FRONTALI FISSE**

**SERIE
UF**



WEIGHT

WEIGHT [kg] UF WITHOUT FRAME

		BASE [mm]																		
		200	300	400	500	600	700	800	900	1000	1100	1200	1300	1400	1500	1600	1700	1800	1900	2000
HEIGHT [mm]	75	0,12	0,18	0,24	0,30	0,36	0,41	0,47	0,53	0,59	0,65	0,71	0,76	0,82	0,88	0,94	1,00	1,06	1,11	1,18
	100	0,16	0,24	0,32	0,40	0,48	0,55	0,63	0,71	0,79	0,87	0,94	1,02	1,10	1,18	1,25	1,33	1,41	1,48	1,57
	200	0,33	0,48	0,65	0,80	0,95	1,11	1,26	1,41	1,58	1,73	1,89	2,04	2,19	2,36	2,51	2,66	2,82	2,97	3,15
	300	0,49	0,72	0,97	1,20	1,43	1,66	1,89	2,12	2,37	2,60	2,83	3,06	3,29	3,54	3,77	4,00	4,23	4,46	4,72
	400	0,66	0,96	1,29	1,60	1,91	2,21	2,52	2,83	3,16	3,46	3,77	4,08	4,38	4,72	5,02	5,33	5,63	5,94	6,30
	500	0,82	1,20	1,62	2,00	2,38	2,77	3,15	3,53	3,95	4,33	4,71	5,10	5,48	5,89	6,28	6,66	7,04	7,43	7,87
600	0,99	1,44	1,94	2,40	2,86	3,32	3,78	4,24	4,74	5,20	5,66	6,12	6,58	7,07	7,53	7,99	8,45	8,91	9,45	

WEIGHT [kg] UFA STANDARD FRAME

		BASE [mm]																		
		200	300	400	500	600	700	800	900	1000	1100	1200	1300	1400	1500	1600	1700	1800	1900	2000
HEIGHT [mm]	75	0,24	0,30	0,37	0,44	0,51	0,58	0,66	0,72	0,80	0,85	0,92	0,99	1,05	1,12	1,20	1,27	1,33	1,40	1,47
	100	0,29	0,37	0,46	0,55	0,63	0,72	0,82	0,91	0,99	1,08	1,17	1,25	1,33	1,42	1,52	1,61	1,69	1,78	1,87
	200	0,47	0,63	0,81	0,97	1,13	1,30	1,48	1,63	1,81	1,97	2,14	2,29	2,45	2,63	2,81	2,96	3,12	3,29	3,47
	300	0,66	0,90	1,16	1,39	1,63	1,88	2,12	2,36	2,62	2,86	3,10	3,34	3,58	3,84	4,08	4,32	4,56	4,79	5,07
	400	0,85	1,17	1,50	1,82	2,14	2,45	2,78	3,10	3,44	3,75	4,07	4,38	4,70	5,03	5,36	5,68	5,99	6,30	6,67
	500	1,04	1,43	1,85	2,24	2,63	3,03	3,44	3,83	4,25	4,64	5,04	5,43	5,81	6,24	6,64	7,03	7,42	7,82	8,27
600	1,22	1,70	2,20	2,66	3,13	3,61	4,10	4,56	5,06	5,53	6,01	6,47	6,94	7,44	7,92	8,39	8,86	9,33	9,86	

WEIGHT [kg] UFB FLAT FRAME

		BASE [mm]																		
		200	300	400	500	600	700	800	900	1000	1100	1200	1300	1400	1500	1600	1700	1800	1900	2000
HEIGHT [mm]	75	0,17	0,24	0,30	0,36	0,42	0,48	0,55	0,60	0,67	0,72	0,78	0,84	0,90	0,97	1,05	1,11	1,17	1,23	1,29
	100	0,22	0,30	0,38	0,46	0,54	0,62	0,71	0,79	0,87	0,95	1,03	1,10	1,18	1,27	1,36	1,44	1,52	1,61	1,69
	200	0,40	0,55	0,72	0,88	1,04	1,19	1,36	1,51	1,68	1,83	1,99	2,14	2,29	2,47	2,64	2,79	2,95	3,11	3,29
	300	0,58	0,81	1,07	1,30	1,53	1,76	2,00	2,23	2,48	2,71	2,95	3,18	3,41	3,67	3,91	4,15	4,38	4,61	4,88
	400	0,76	1,08	1,41	1,72	2,03	2,33	2,65	2,96	3,29	3,60	3,91	4,21	4,52	4,86	5,19	5,50	5,81	6,11	6,47
	500	0,95	1,34	1,75	2,13	2,52	2,90	3,30	3,68	4,10	4,48	4,87	5,25	5,63	6,07	6,46	6,85	7,23	7,62	8,06
600	1,13	1,60	2,09	2,55	3,01	3,47	3,95	4,41	4,90	5,36	5,83	6,29	6,76	7,26	7,74	8,20	8,66	9,12	9,65	

WEIGHT [kg] UFAH WITH REAR ROW OF ADJUSTABLE FINS

		BASE [mm]																		
		200	300	400	500	600	700	800	900	1000	1100	1200	1300	1400	1500	1600	1700	1800	1900	2000
HEIGHT [mm]	75	0,34	0,46	0,56	0,68	0,80	0,91	1,03	1,15	1,26	1,36	1,47	1,59	1,70	1,81	1,94	2,05	2,16	2,28	2,38
	100	0,40	0,56	0,68	0,84	0,97	1,11	1,27	1,42	1,54	1,70	1,83	1,96	2,12	2,24	2,40	2,55	2,68	2,83	2,96
	200	0,67	0,92	1,18	1,43	1,70	1,95	2,22	2,47	2,73	2,99	3,23	3,49	3,74	3,99	4,28	4,53	4,77	5,03	5,29
	300	0,93	1,31	1,67	2,04	2,42	2,78	3,16	3,54	3,90	4,27	4,64	5,01	5,38	5,76	6,13	6,51	6,86	7,23	7,63
	400	1,20	1,68	2,17	2,66	3,15	3,61	4,11	4,60	5,08	5,58	6,04	6,52	7,01	7,50	8,00	8,49	8,95	9,44	9,95
	500	1,45	2,06	2,67	3,26	3,86	4,45	5,06	5,65	6,27	6,87	7,45	8,05	8,64	9,26	9,86	10,46	11,04	11,65	12,28
600	1,71	2,44	3,16	3,87	4,58	5,28	6,01	6,73	7,44	8,15	8,86	9,57	10,28	11,00	11,73	12,45	13,14	13,84	14,61	



**LINEAR GRILLE
WITH FIXED BLADES**

**UF
SERIES**

WEIGHT

WEIGHT [kg] UF FILTERHOLDER WITH WASHABLE FILTER

		BASE [mm]										
		200	300	400	500	600	700	800	900	1000	1100	1200
HEIGHT [mm]	75	0,46	0,61	0,76	0,92	1,08	1,24	1,38	1,55	1,71	1,86	2,02
	100	0,54	0,71	0,89	1,07	1,24	1,41	1,60	1,78	1,96	2,14	2,31
	200	0,83	1,08	1,37	1,64	1,89	2,18	2,45	2,71	2,99	3,26	3,53
	300	1,11	1,48	1,85	2,20	2,56	2,92	3,28	3,65	4,02	4,38	4,73
	400	1,41	1,86	2,32	2,77	3,22	3,67	4,12	4,58	5,05	5,49	5,95
	500	1,70	2,24	2,80	3,34	3,87	4,43					
600	1,99	2,62	3,28	3,91	4,54	5,17						

WEIGHT [kg] UF FILTERHOLDER WITH RIGID FILTER

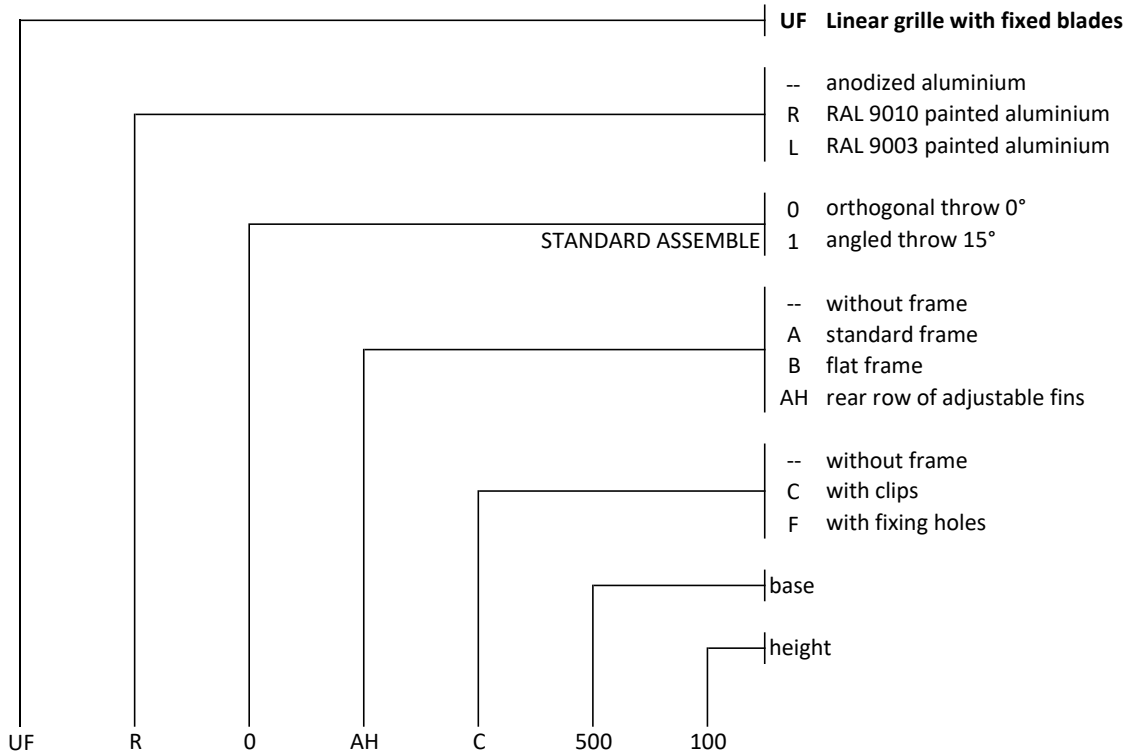
		BASE [mm]										
		200	300	400	500	600	700	800	900	1000	1100	1200
HEIGHT [mm]	100	0,28	0,36	0,44	0,52	0,61	0,69	0,78	0,87	0,95	1,02	1,11
	200	0,32	0,42	0,53	0,62	0,71	0,83	0,93	1,03	1,14	1,23	1,34
	300	0,52	0,68	0,86	1,03	1,20	1,38	1,56	1,73	1,90	2,08	2,25
	400	0,70	0,94	1,20	1,44	1,68	1,93	2,18	2,43	2,68	2,93	3,17
	500	0,89	1,20	1,54	1,85	2,16	2,49	2,80	3,11	3,46		
	600	1,08	1,46	1,87	2,26	2,64	3,03	3,43	3,81	4,23		



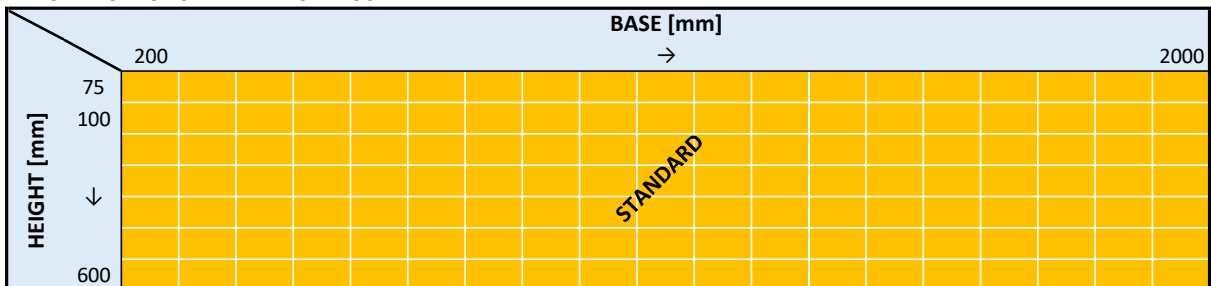
LINEAR GRILLE WITH FIXED BLADES

UF SERIES

HOW TO ORDER



FEASIBLE SIZES - STANDARD STEP 50mm

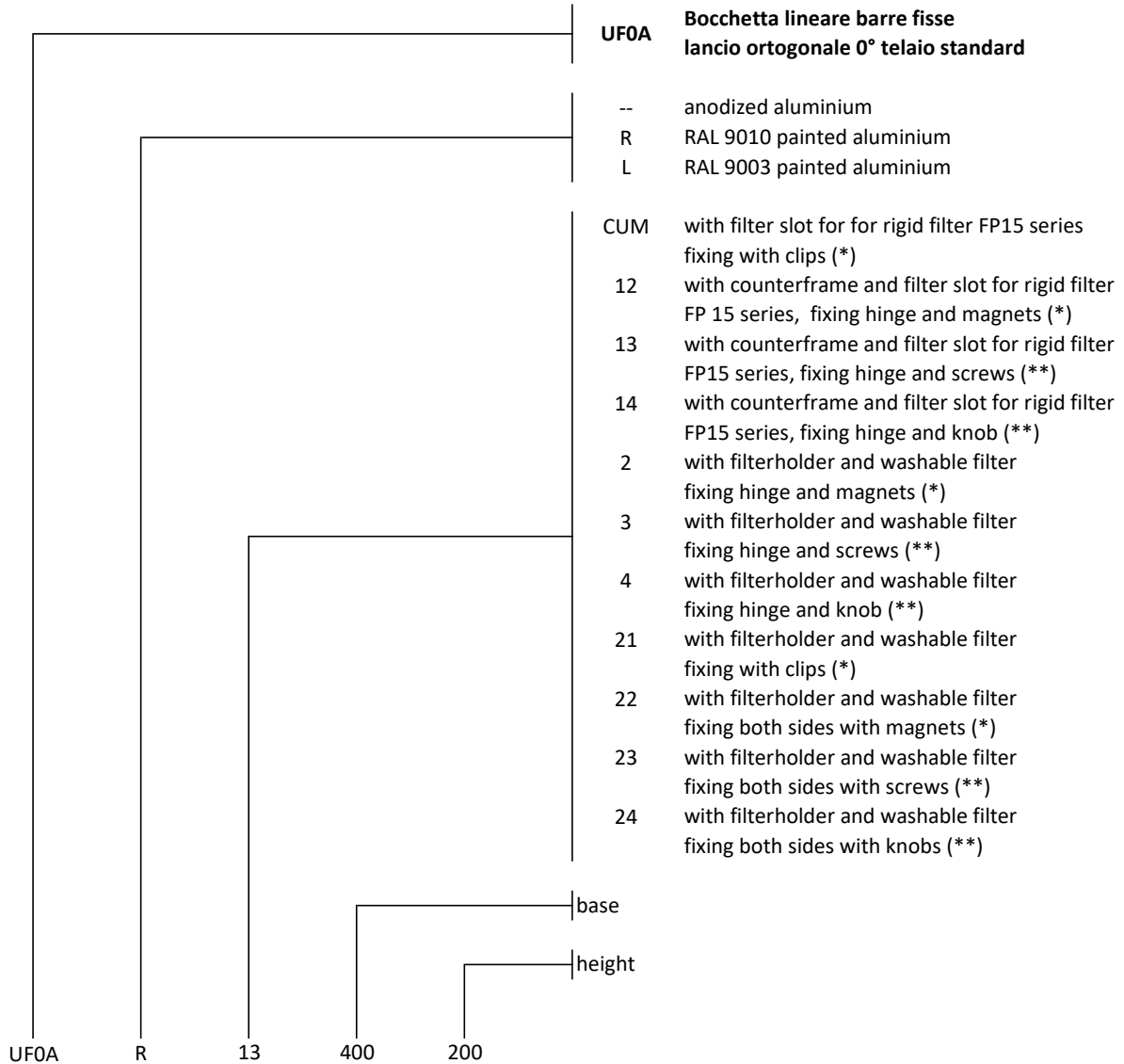




LINEAR GRILLE WITH FIXED BLADES

UF SERIES

HOW TO ORDER FILTERHOLDER VERSIONS



(*) Installation on wall, not ceiling-mount

(**) Installation on wall or ceiling

With hinge and rigid filter H min 150mm

With hinge and washable filter H min 100mm

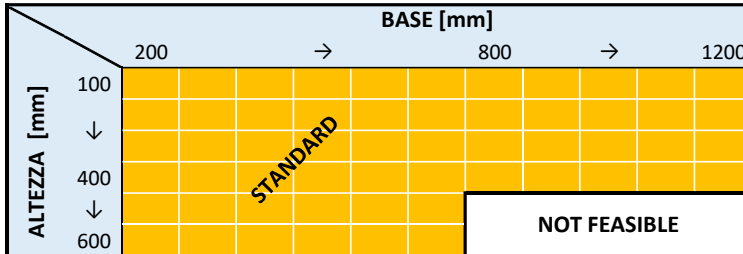


LINEAR GRILLE WITH FIXED BLADES


UF
SERIES

FEASIBLE SIZES
FILTERHOLDER VERSIONS
WASHABLE FILTER

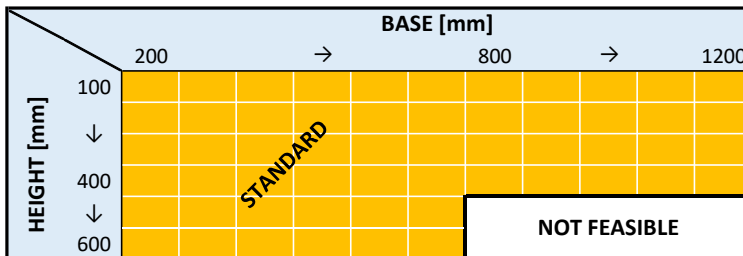
STANDARD SIZES - WASHABLE FILTER - WITH HINGES - 50mm PITCH



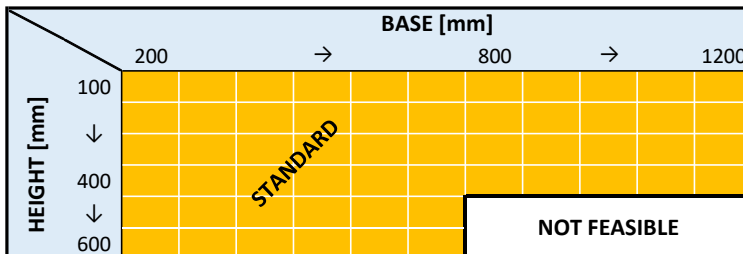
STANDARD SIZES - WASHABLE FILTER - FIXING WITH MAGNETS - 50mm PITCH



STANDARD SIZES - WASHABLE FILTER - FIXING WITH CLIPS - 50mm PITCH



STANDARD SIZES - WASHABLE FILTER - FIXING WITH SCREWS OR KNOBS - 50mm PITCH



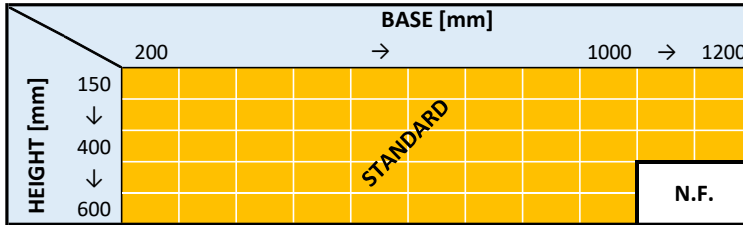


**LINEAR GRILLE
WITH FIXED BLADES**

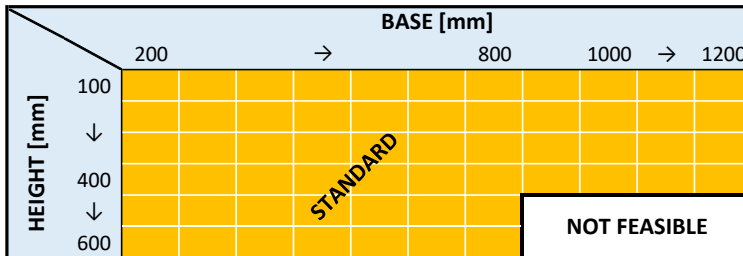
**UF
SERIES**

**FEASIBLE SIZES
FILTERHOLDER VERSIONS
RIGID FILTER**

STANDARD SIZES - RIGID FILTER - WITH HINGE - 50mm PITCH



**STANDARD SIZES - RIGID FILTER - FIXING WITH CLIPS OR MAGNETS
OR SCREWS OR KNOBS - 50mm PITCH**

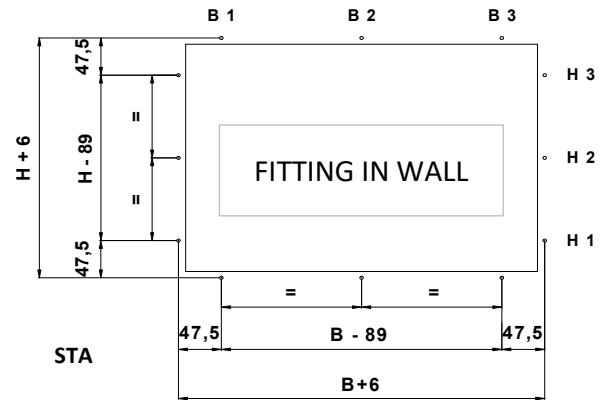
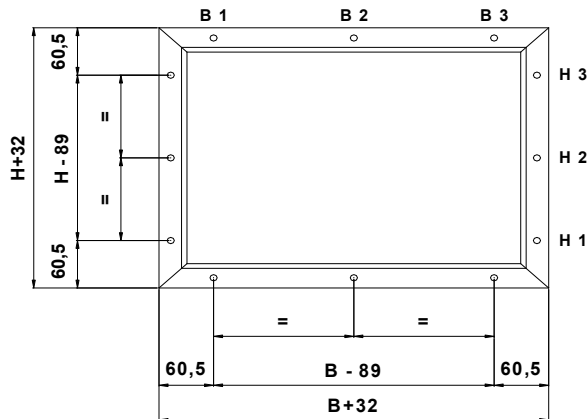




**LINEAR GRILLE
WITH FIXED BLADES**

**UF
SERIES**

STANDARD FIXING METODS



REFERENCE TO NOMINAL SIZES OF GRILLE

B=BASE

H= HEIGHT

NECESSARY HOLES							
B	B1	B2	B3	H	H1	H2	H3
100				100		X	
200				200		X	
300				300		X	
400				400	X		X
				500	X		X
				600	X		X
				700	X		X
				800	X	X	X
				900	X	X	X
				1000	X	X	X
				1100	X	X	X
				1200	X	X	X
				1300	X	X	X
				1400	X	X	X

NECESSARY HOLES							
B	B1	B2	B3	H	H1	H2	H3
500	X		X	100			
600	X		X	200			
700	X		X	300			
800	X	X	X	400			
900	X	X	X	500			
1000	X	X	X	600		X	
1100	X	X	X	700		X	
1200	X	X	X	800		X	
1300	X	X	X	900		X	
1400	X	X	X	1000	X	X	X
1500	X	X	X	1100	X	X	X
				1200	X	X	X
				1300	X	X	X
				1400	X	X	X
				1500	X	X	X



LINEAR GRILLE WITH FIXED BLADES

HIDDEN SCREWS FIXING

U-FIX SERIES

Fixing with hidden screw

The U-FIX kit allows a quick fixing of the grille to the counterframe simply rotating a hidden screw behind the front fins.

The kit is suitable for grilles with two rows or a single row of fins.

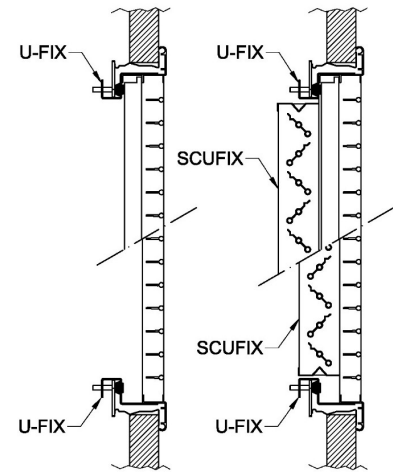
This solution allows you to quickly disassemble and reassemble the grid for any cleaning or maintenance.

The kit consists of two or four elements, depending on the size of the grille.

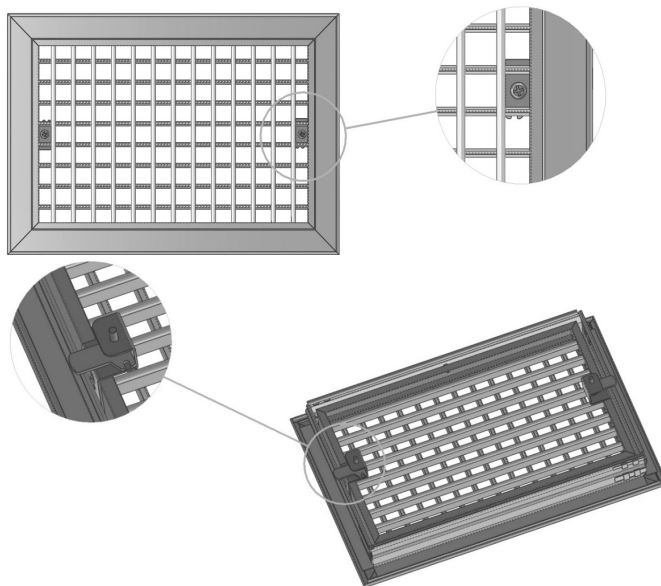
The kit comes already assembled on the grille.

For the sizes up to 1000x300 and 600x600 it is possible to provide an SC damper mounted during manufacturing on the grille frame.

HEIGHT [mm]	BASE [mm]			
	200 →	600 →	1000 →	1200
75				
100	U-FIX2			
↓	compatible with			
300	the damper SCUFIX			
↓			U-FIX4	
600			not compatible with the damper SCUFIX	



Grille with
hidden screws fixing





LINEAR GRILLE WITH FIXED BLADES

U-FIX SERIES

HIDDEN SCREWS FIXING HOW TO ORDER

HOW TO ORDER

The code of the grille must be with "clips configuration" (not with "holes configuration").
Standard clips will not be provided in presence of U-FIX kit mounted.

The counterframe must be ordered according to standard counterframe dimension.

In case of regulation damper request, please use the specific code SCUFIX

ORDER EXAMPLES

	STA		
Grille UM 400x200mm with U-FIX and counterframe			
1)	UM1HC400200	q.ty	1
2)	U-FIX2	q.ty	1
3)	UTCC0400200	q.ty	1
Grille UM 700x400mm with U-FIX and counterframe			
1)	UM1HC700400	q.ty	1
2)	U-FIX4	q.ty	1
3)	UTCC0700400	q.ty	1
Grille UM 400x200mm with U-FIX , counterframe and regulation damper			
1)	UM1HC400200	q.ty	1
2)	U-FIX2	q.ty	1
3)	UTCC0400200	q.ty	1
4)	SCUFIX400200	q.ty	1



**LINEAR GRILLE
WITH FIXED BLADES**

**UF
SERIES**

ACCESSORIES



PP30 Plenum with rear connection
insulated and non insulated version



STANDARD ASSEMBLE SIZES
PP40 Plenum with lateral connection
insulated and non insulated version



SC Control damper



UTC Counterframe



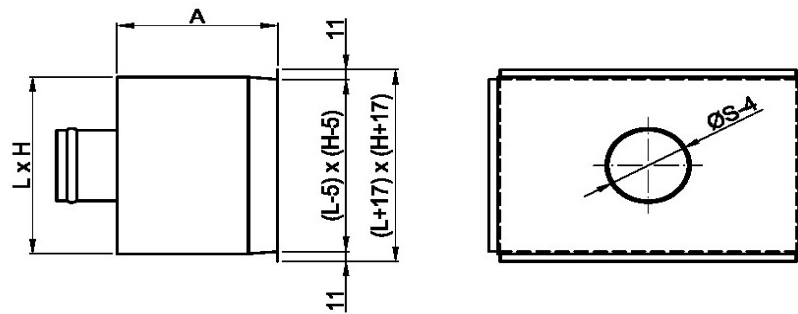
PLENUM FOR VENTILATION GRILLES

PP 30 SERIES

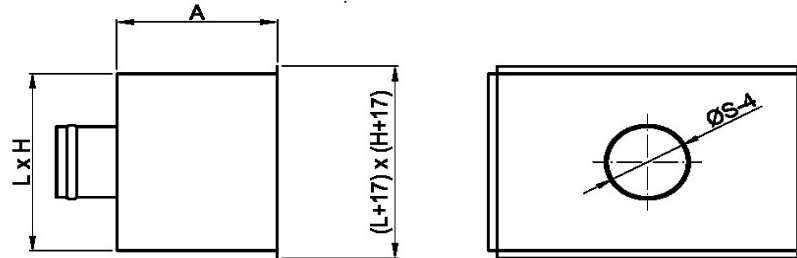
TECHNICAL CHARACTERISTICS

L	H	A	N°	S
200	100	140	1	80
300	100	140	1	80
400	100	140	1	80
500	100	140	2	80
600	100	140	2	80
700	100	140	2	80
800	100	140	2	80
200	150	180	1	127
300	150	180	1	127
400	150	180	1	127
500	150	180	2	127
600	150	180	2	127
700	150	180	2	127
800	150	180	2	127
900	150	180	2	127
1000	150	180	2	127
200	200	220	1	150
300	200	220	1	150
400	200	220	1	180
500	200	220	1	180
600	200	220	2	150
700	200	220	2	150
800	200	220	2	150
900	200	220	2	180
1000	200	220	2	180
200	250	220	1	200
300	250	220	1	200
400	250	220	1	200
500	250	220	1	200
600	250	220	2	150
700	250	220	2	150
800	250	220	2	150
900	250	220	2	180
1000	300	220	2	180
300	300	260	1	250
400	300	260	1	250
500	300	260	1	250
600	300	260	2	160
700	300	260	2	160
800	300	260	2	160
900	300	260	2	200
1000	300	260	2	200
400	400	260	1	350
500	400	260	1	350
600	400	260	2	160
700	400	260	2	160
800	400	260	2	160
900	400	260	2	200
1000	400	260	2	200

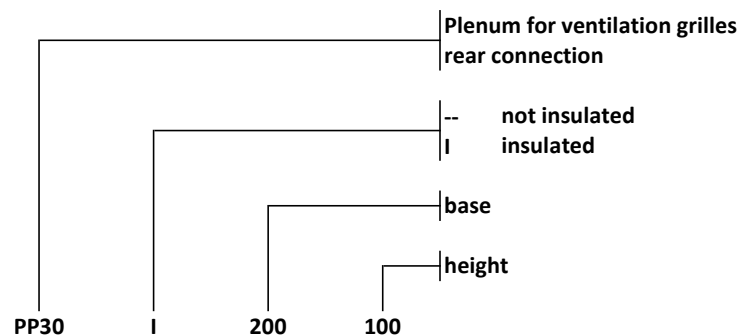
PP 30



STANDARD GRILLE



GRILLE WITH FILTERHOLDER FRAME



For S = 125 - 160 - 200 - 250 connection in ABS - steel on request
 For other diameters connection in steel

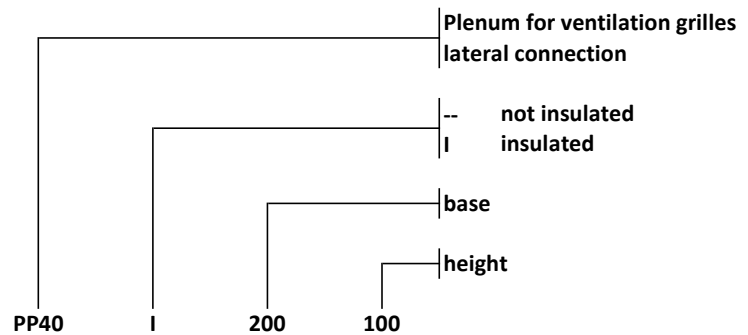
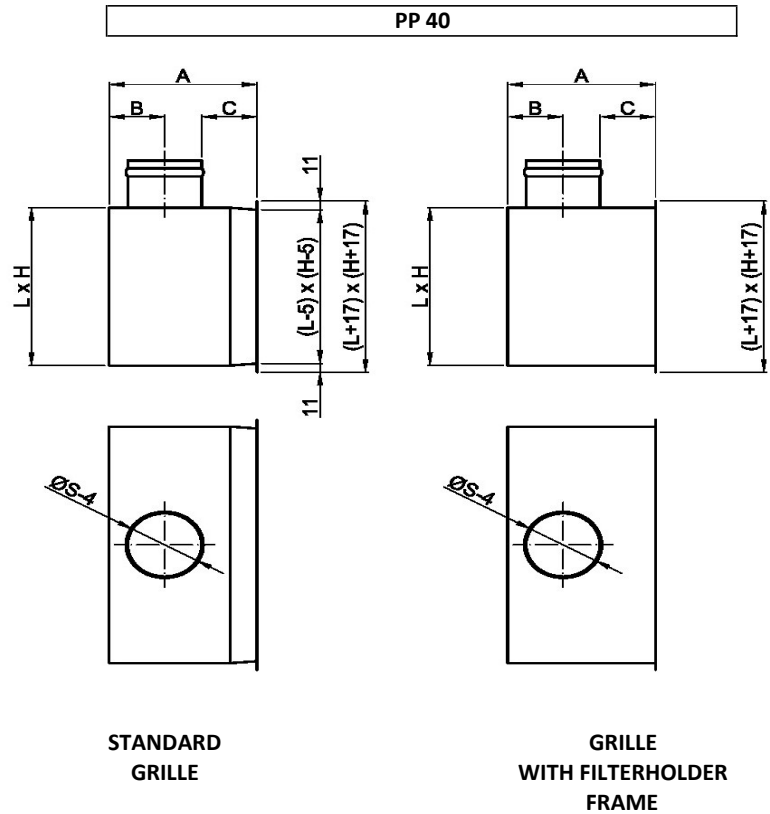


PLENUM FOR VENTILATION GRILLES

PP 40 SERIES

TECHNICAL CHARACTERISTICS

L	H	A	B	C	N°	S
200	100	200	70	80	1	100
300	100	250	95	80	1	150
400	100	250	95	80	1	150
500	100	300	120	80	1	200
600	100	300	120	80	1	200
700	100	350	145	80	1	250
800	100	350	145	80	1	250
200	150	250	95	80	1	150
300	150	300	120	80	1	200
400	150	300	120	80	1	200
500	150	350	145	80	1	250
600	150	350	145	80	1	250
700	150	350	145	80	1	250
800	150	415	178	80	1	315
900	150	415	178	80	1	315
1000	150	415	178	80	1	315
200	200	250	95	80	1	150
300	200	250	95	80	1	150
400	200	350	145	80	1	250
500	200	350	145	80	1	250
600	200	415	178	80	1	315
700	200	415	178	80	1	315
800	200	415	178	80	1	315
900	200	450	195	80	1	350
1000	200	450	195	80	1	350
200	250	300	120	80	1	200
300	250	300	120	80	1	200
400	250	350	145	80	1	250
500	250	350	145	80	1	250
600	250	415	178	80	1	315
700	250	415	178	80	1	315
800	250	415	178	80	1	315
900	250	450	195	80	1	350
1000	250	450	195	80	1	350
300	300	350	145	80	1	250
400	300	415	178	80	1	315
500	300	450	195	80	1	350
600	300	450	195	80	1	350
700	300	450	195	80	1	350
800	300	450	195	80	1	350
900	300	500	220	80	1	400
1000	300	500	220	80	1	400
400	400	450	195	80	1	350
500	400	450	195	80	1	350
600	400	450	195	80	1	350
700	400	450	195	80	1	350
800	400	450	195	80	1	350
900	400	500	220	80	1	400
1000	400	500	220	80	1	400



For S = 125 - 160 - 200 - 250 connection in ABS - steel on request
For other diameters connection in steel



CONTROL DAMPERS

SC SERIES

OVERVIEW TECHNICAL CHARACTERISTICS

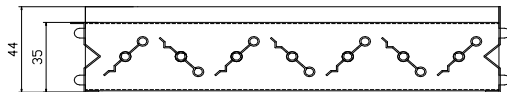
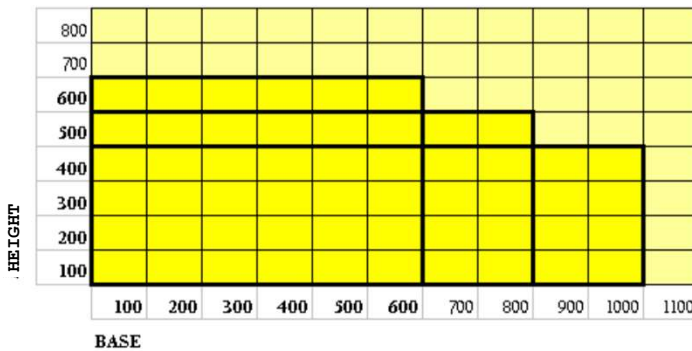
OVERVIEW AND CHARACTERISTICS :

The contrast control dampers of SC series can be fitted to UF KG UM UR GI KN e CR-KN series . They are held in place by special patented clips, designed both for fitting the damper to the grill and for fitting it on a false frame.

The SC series dampers are made entirely of galvanised steel and have a mechanism for moving and closing all the blades simultaneously.

This mechanism is a simple longitudinal plate that links all the blades, and can be removed by unscrewing a nut using a screwdriver. The careful design, precise assembly, and the quality of the materials used, make this an economical, practical, and efficient component.

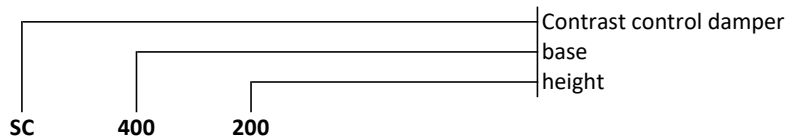
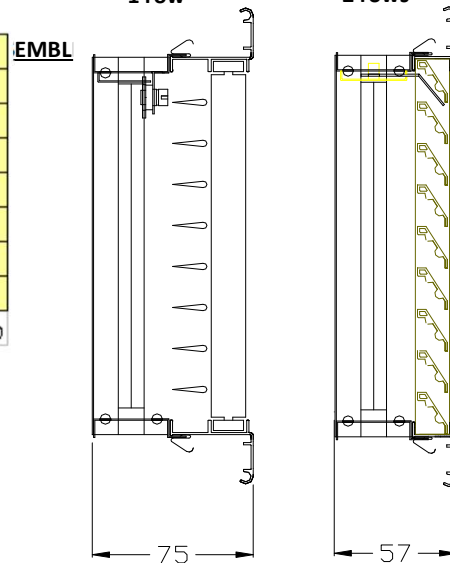
Contrast control damper- dimensions that can be created in a single solution



Contrast control damper - overall dimensions

1 row

2 rows





COUNTERFRAMES FOR SUPPLY AND RETURN GRILLES

UTC SERIES

OVERVIEW

OVERVIEW

The UTC series counterframes used for supply and return grilles are a strong frame on which the fixing clips can rest. They are required if the grilles need to be frequently removed for cleaning, inspection, filter changing and other similar jobs.

The UTC counterframes can be installed both next to steel ducts and on masonry walls.

Bendable parts are placed inside the fixing agent of the wall and a frame that will be completely hidden from the frame of the grille itself, for fixing by means of screws or rivets to the duct wall.

The use of the counterframe on the side of the steel duct allows the use of grilles with fixing clips rather than with screws, therefore allowing to undertake jobs that require removing and reinstalling the grille with the up most simplicity without the need of tools.

The use of the counterframe on masonry walls allows for an almost unlimited number of removals and replacements of the grille without ever damaging or wearing-out the border of the hole made in the wall. The position of the grille can therefore be maintained, precise and secure.

TECHNICAL CHARACTERISTICS

The UTC Series counterframes are made of four separate parts, of galvanized carbon steel sheet, fixable to each other without the need of tools. The parts are completely interchangeable as the particular system of connection eliminated the need to distinguish between horizontal and vertical parts and with between left and right parts.

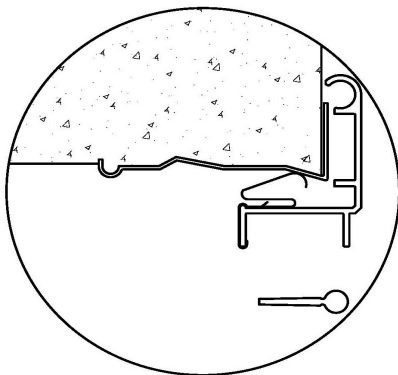
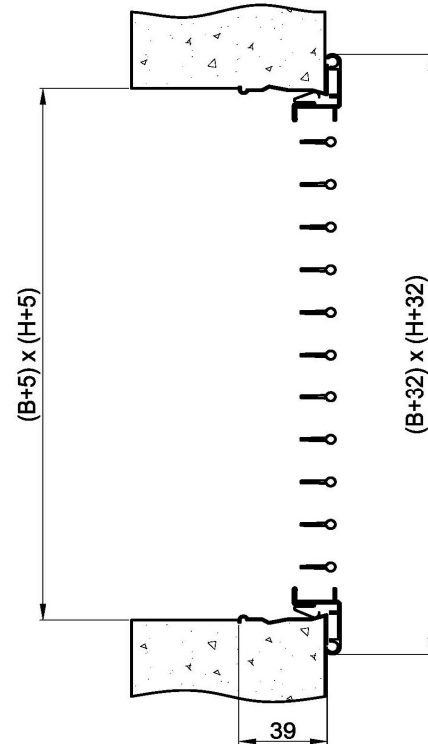
As shown in the illustration, the necessary space for the counterframe needs to be 5mm more than the nominal size of the grille.

AVAILABLE SIZES

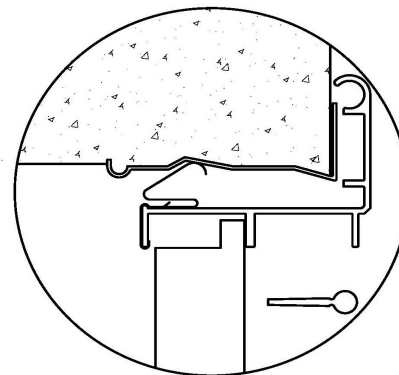
The available sizes for each part range from 100mm up to a maximum of 1400mm, in multiples of 50mm.

Special sizes are also available on request.

By composing the various sizes, all the necessary sizes are achievable.



Mounting with single deflection grille



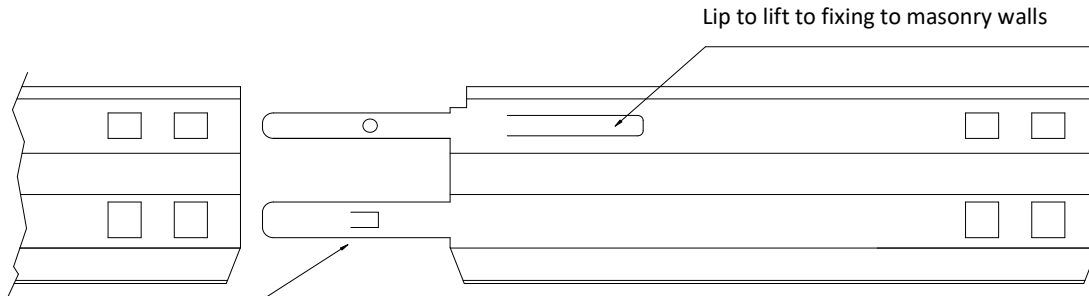
Mounting with double deflection grille



COUNTERFRAMES FOR SUPPLY AND RETURN GRILLES

UTC
SERIES

OVERVIEW

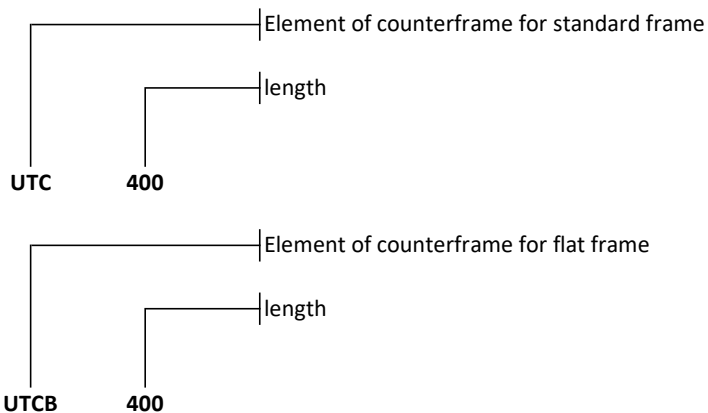


blades to bend at 90° and insert in the attaching part to assemble the counterframe

STANDARD ASSEMBLY SIZES

Detail of the fixing method between parts

This system allows to quickly assemble the counterframe, even during the construction phase.



Example

For the counterframe of a UF ... A o UF ... AH 400x200mm order:

UTC-400 - 2 pieces

UTC-200 - 2 pieces

For the counterframe of a UF ... A o UF ... AH 300x300mm order:

UTC-300 - 4 pezzi

For the counterframe of a UF ... B 400x200mm order:

UTC B-400 - 2 pieces

UTC B-200 - 2 pieces

For the counterframe of a UF ... B 300x300mm order:

UTC B-300 - 4 pieces