

HIGH INDUCTION DIFFUSERS WITH VARIABLE GEOMETRY

KQ - 40
KQ - 42
SERIES

OVERVIEW CHARACTERISTICS APPLICATIONS

OVERVIEW :

KQ high-induction diffusers with variable geometry are a new solution for air diffusion devices. The unique control system of deflector elements allows their application both in cooling and heating. In fact, the possibility of varying the geometry of the fining, allows the modification of the component configuration and its adaptation to the optimal throw conditions. In this way it is avoided the phenomenon of stratification, which does not allow the maintenance of optimal climatic conditions in the occupied area, that the formation of cold currents in the case of cooling, unequivocal symptom of the fact that the air introduced reaches the occupied area with speed superior to those of well-being.

The versatility of this range of components is certainly the most significant attribute in all those civil applications where there are strong changes in thermal loads and where the required launches can be substantial.

The variety of sizes available allows applications with a wide range of air flow rates, launches and temperature differentials between primary air and ambient air.

Within this range the KQ diffusers guarantee a correct air speed in the occupied area, ensuring uniform temperature and total absence of irregular and unpleasant drafts.

The problems of false ceiling installation are perfectly solved in the models that can be realized with a 595x595 panel, in the dimensions that constructively allow this solution.

APPLICATIONS :


The diffuser is designed for civil applications with any type of mixing ventilation plants and should be installed at heights between 3,0 and 4,5 meters. The high induction diffuser with variable geometry, which can be changed during operation, can set flows between 50 and 1700 m³/h with variable temperature gradients ranging from +15 °C and -10 °C.


MATERIALS

Carbon steel panel painted white RAL9010 or RAL 9003
White polypropylene nozzles.

UNSUITABLE ENVIRONMENTS

The products in painted carbon steel are not suitable for installation in environments with high humidity and in environments with a potentially explosive atmosphere or containing powders or vapors of corrosive substances.

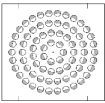
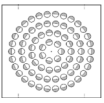
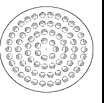




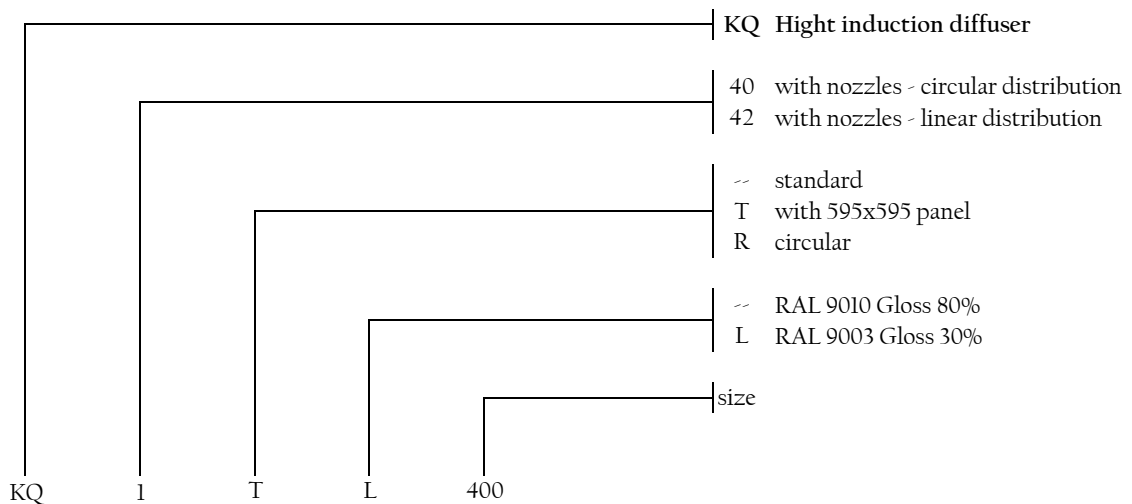



HIGH INDUCTION DIFFUSERS WITH VARIABLE GEOMETRY

KQ - 40
KQ - 42
SERIES

Ak in m²

| NOMINAL DIMENSIONS | |  |  |  |  |  |
|--------------------|------------|---|---|--|---|---|
| SIZE | n° nozzles | KQ 40 | KQ 40 T | KQ 40 R | KQ 42 | KQ 42 T |
| 400 | 22 | 0,0057 | 0,0057 | 0,0057 | | |
| 400 | 24 | | | | 0,0062 | 0,0062 |
| 500 | 44 | 0,0114 | 0,0114 | 0,0114 | | |
| 500 | 48 | | | | 0,0124 | 0,0124 |
| 600 | 74 | 0,0191 | | 0,0191 | | |
| 625 | 74 | 0,0191 | | 0,0191 | | |
| 600 | 80 | | | | 0,0206 | |
| 625 | 80 | | | | 0,0206 | |
| 600-100 | 100 | 0,0258 | | 0,0258 | 0,0258 | |
| 625-100 | 100 | 0,0258 | | 0,0258 | 0,0258 | |
| 600-120 | 120 | | | | 0,0310 | |
| 625-120 | 120 | | | | 0,0310 | |
| 600-144 | 144 | | | | 0,0372 | |
| 625-144 | 144 | | | | 0,0372 | |





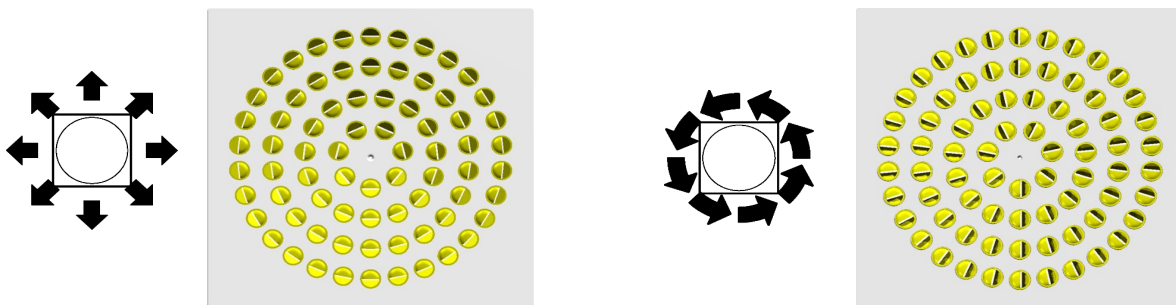
HIGH INDUCTION DIFFUSERS WITH VARIABLE GEOMETRY

KQ - 40
KQ - 42
SERIES

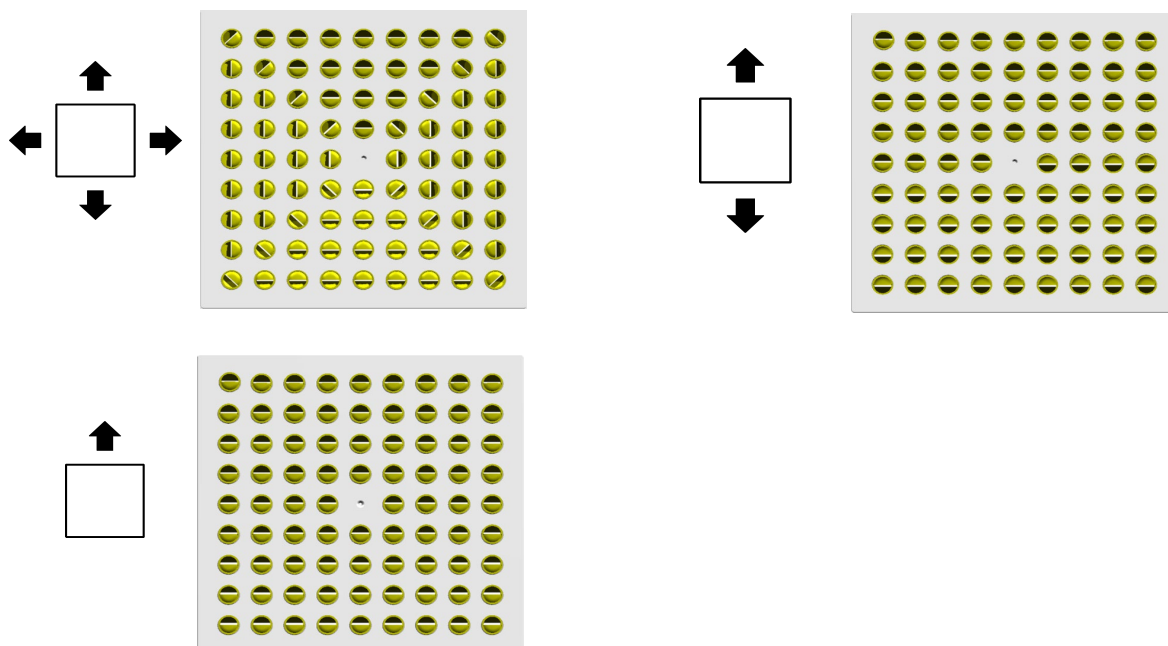
OVERVIEW TECHNICAL CHARACTERISTICS

The hallmark of KQ 40-42 series high induction diffusers is their modern design and their range of individually-adjustable jets. This system enables you to manage vertical, horizontal, and combined air throws, as well as radial air throws with a coanda effect or swirl motion, plus one-way, two-way, three-way, and for-way air throws. The diffuser's 360° operational field ensures high induction and enables the terminal to be used on both constant-delivery and variable-delivery plants. KQ 40 - 42 series diffusers also have a plenum fitted with air balancing and equalising shutters. The external panel is made from carbon steel sheet, coated with RAL 9010 white epoxy-powder paint, and the jets are made of RAL 9010 white plastic.

KQ40 CIRCULAR DIFFUSER - 4 RINGS - UP TO MAXIMUM 74 NOZZLES. DIMENSIONS 300x300 400x400 500x500 600x600 625x625



KQ42 SQUARE DIFFUSER - 4 DIRECTIONS, UP TO A MAXIMUM OF 80 RINGLETS. AVAILBLE SIZES 400x400 500X500 600X600 625X625

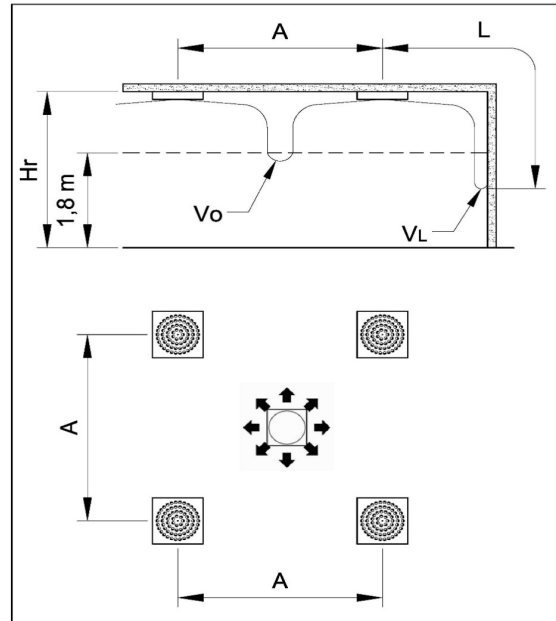





HIGH INDUCTION DIFFUSERS WITH VARIABLE GEOMETRY

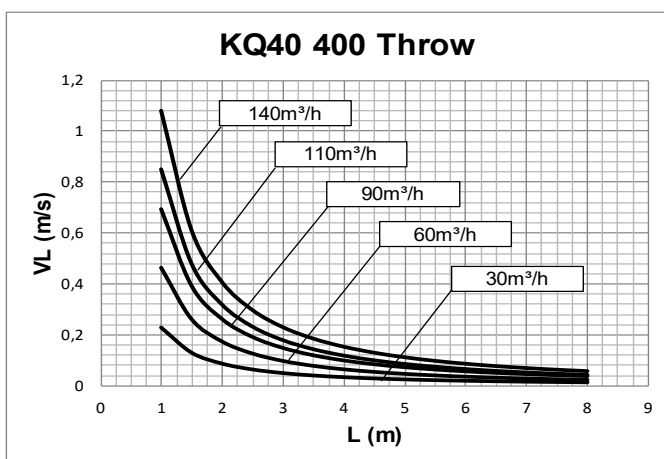
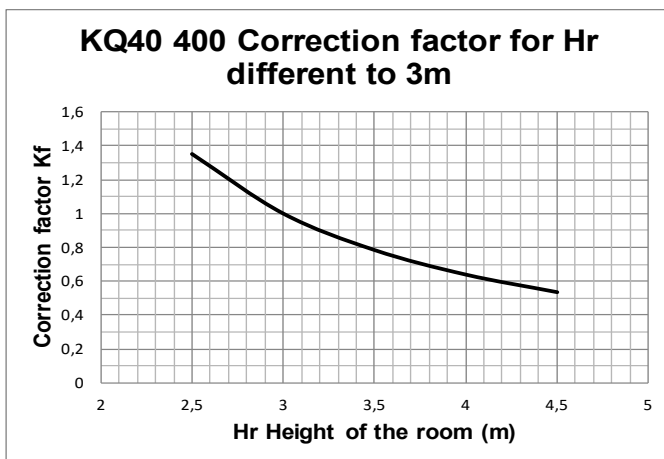
PERFORMANCE KQ40-400
MULTIDIRECTIONAL THROW

KQ - 40
SERIES




Data measured in isothermic conditions in accordance with international standards: ISO 5219 1984: Air distribution and air diffusion - Laboratory. Aerodynamic testing and rating of air terminal devices.

A (m) distance between thwe diffusers
 V_o (m/s) speed at the limit of the occupied zone
 L (m) horizontal distance in metres from the centre of the diffuser
 V_L (m/s) maximum speed in the air stream



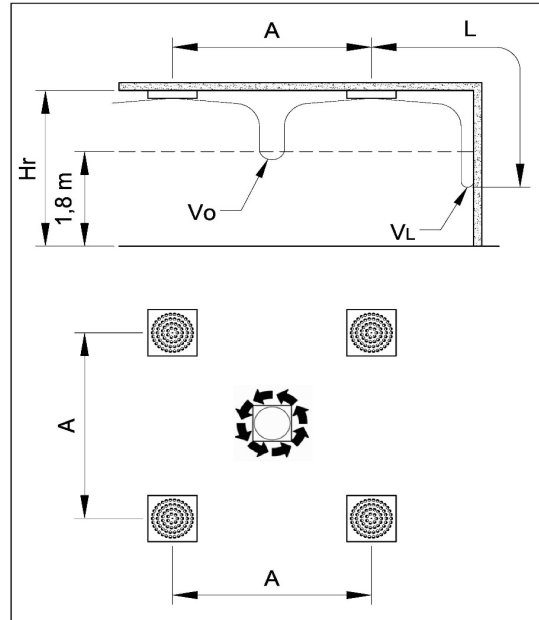

For Hr different from 3m:
 $V_o(h) = V_o \times K_f$



HIGH INDUCTION DIFFUSERS WITH VARIABLE GEOMETRY

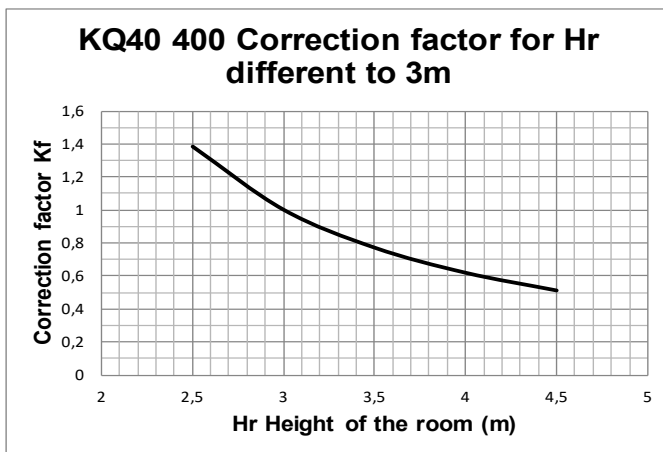
KQ - 40
SERIES

PERFORMANCE KQ40-400
SPIRAL THROW

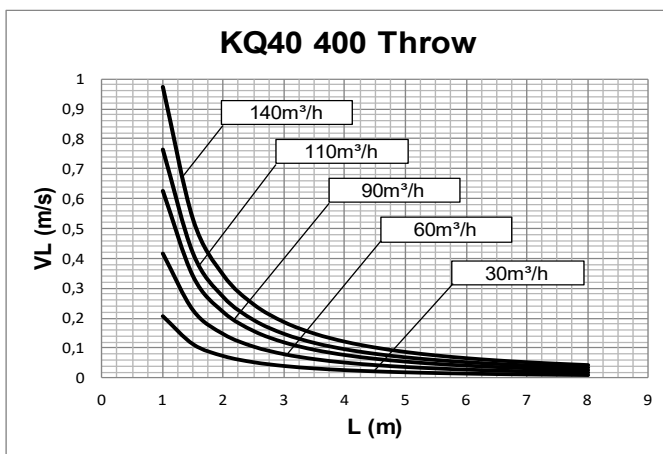



Data measured in isothermic conditions in accordance with international standards: ISO 5219 1984: Air distribution and air diffusion - Laboratory. Aerodynamic testing and rating of air terminal devices.

A (m) distance between thwe diffusers
Vo (m/s) speed at the limit of the occupied zone
L (m) horizontal distance in metres from the centre of the diffuser
VL (m/s) maximum speed in the air stream



For Hr different from 3m:
 $Vo (h) = Vo \times Kf$

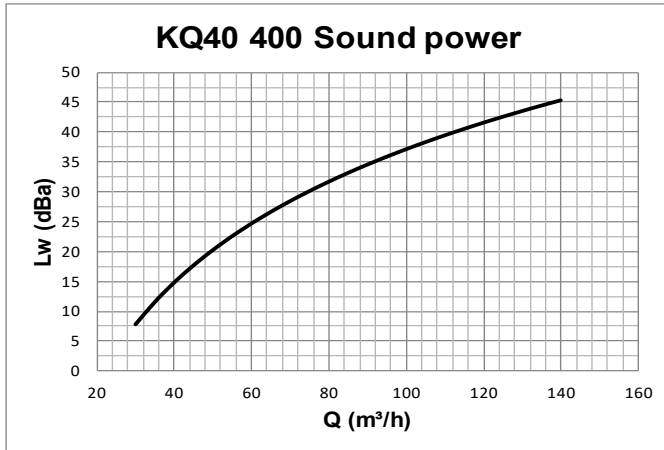




HIGH INDUCTION DIFFUSERS WITH VARIABLE GEOMETRY

KQ - 40
SERIES

PERFORMANCE KQ40-400

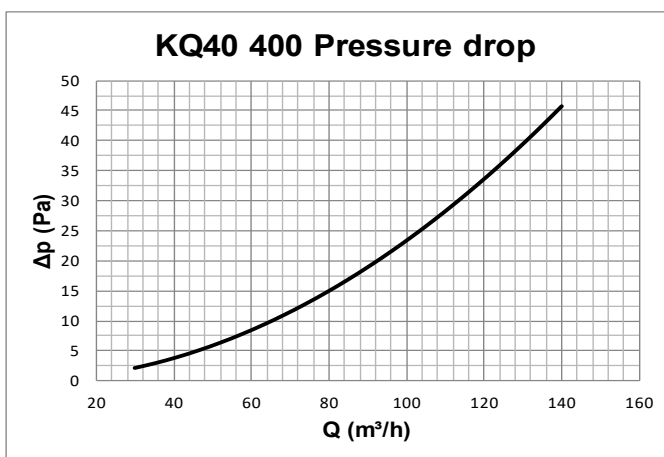


Data measured in reverberation room in accordance with international standards:

ISO 3741 1999: Acoustic - determination of sound power levels of noise sources using sound pressure - Precision methods for reverberation rooms

ISO 5135 1997: Acoustic - determination of sound power levels of noise from air-terminal devices; air terminal units; dampers and valves by measurement in a reverberation room.

The data presented does not consider the attenuation given by the area of installation. This attenuation is normally between 6 and 10 dBA and is determined by the room size, the shape of the environment and the interior features.



Data measured in isothermic conditions in accordance with international standards:

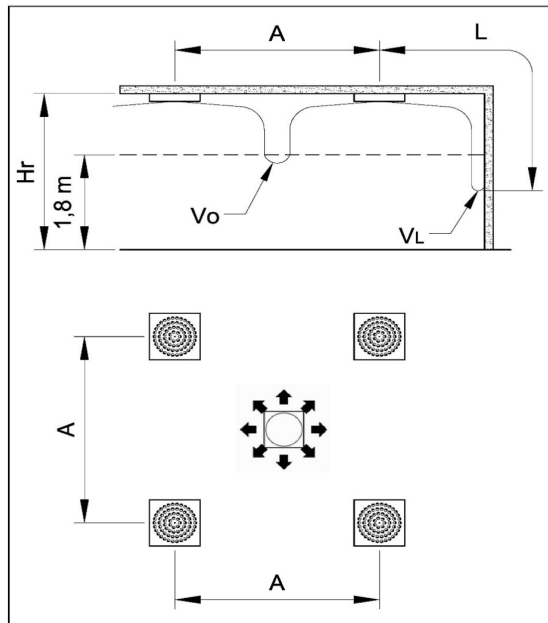
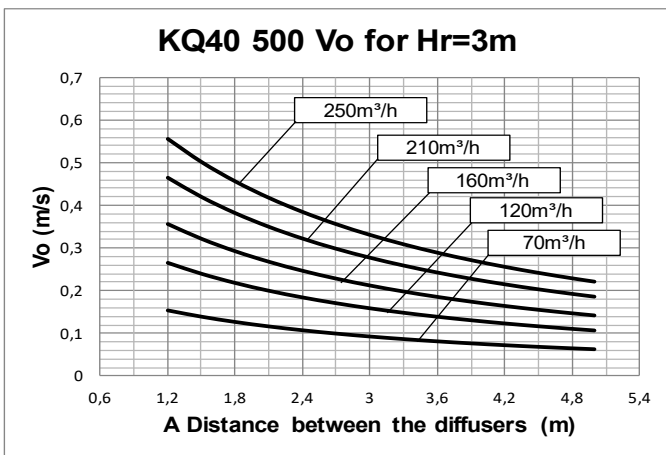
ISO 5219 1984: Air distribution and air diffusion - Laboratory. Aerodynamic testing and rating of air terminal devices.



HIGH INDUCTION DIFFUSERS WITH VARIABLE GEOMETRY

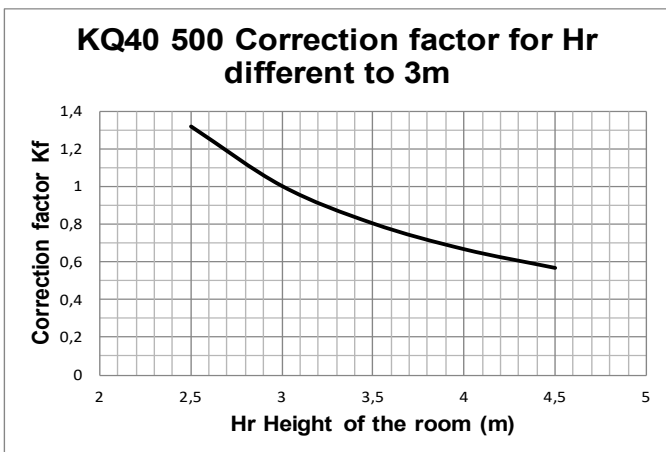
KQ - 40
SERIES

PERFORMANCE KQ40-500
MULTIDIRECTIONAL THROW

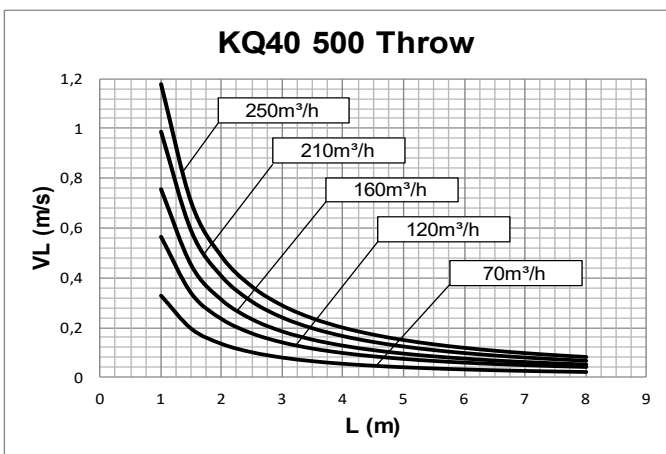



Data measured in isothermic conditions in accordance with international standards: ISO 5219 1984: *Air distribution and air diffusion - Laboratory. Aerodynamic testing and rating of air terminal devices.*

A(m) distance between thwe diffusers
 Vo (m/s) speed at the limit of the occupied zone
 L (m) horizontal distance in metres from the centre of the diffuser
 VL (m/s) maximum speed in the air stream



For Hr different from 3m:
 $Vo(h) = Vo \times Kf$

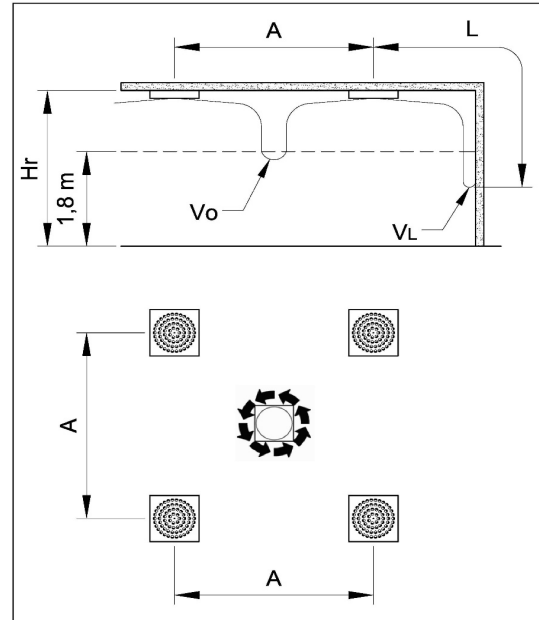
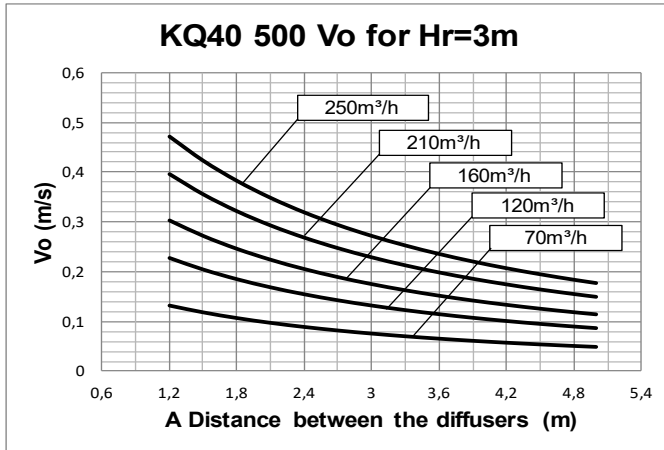




HIGH INDUCTION DIFFUSERS WITH VARIABLE GEOMETRY

KQ - 40
SERIES

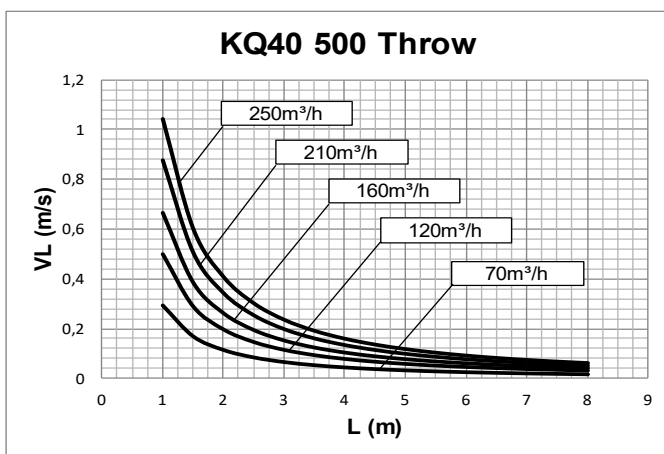
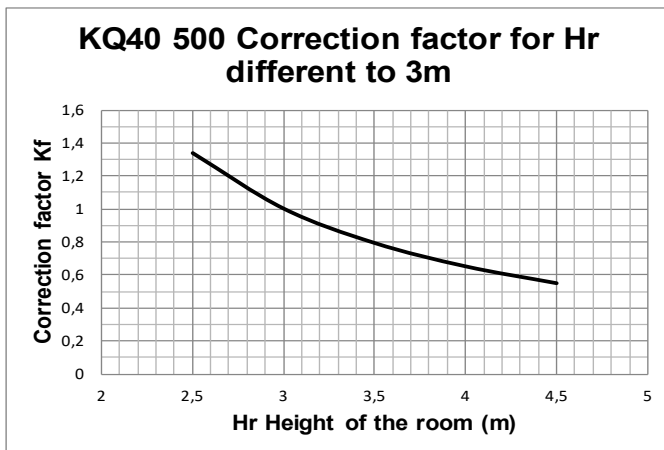
PERFORMANCE KQ40-500
SPIRAL THROW




Data measured in isothermic conditions in accordance with international standards: ISO 5219 1984: Air distribution and air diffusion - Laboratory. Aerodynamic testing and rating of air terminal devices.

A(m) distance between thwe diffusers
 Vo (m/s) speed at the limit of the occupied zone
 L (m) horizontal distance in metres from the centre of the diffuser
 VL (m/s) maximum speed in the air stream

For Hr different from 3m:
 $Vo(h) = Vo \times Kf$

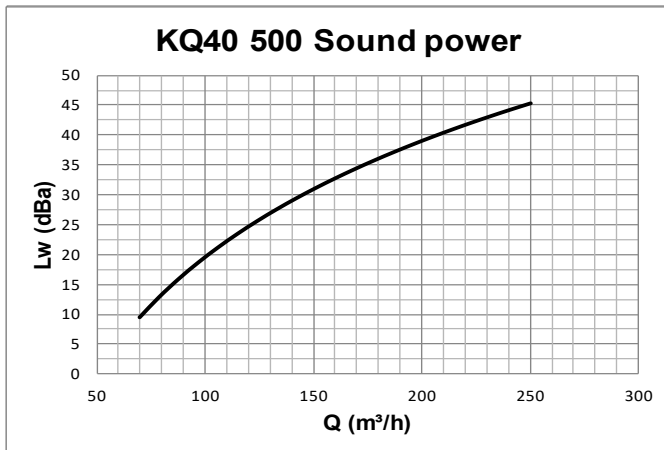




HIGH INDUCTION DIFFUSERS WITH VARIABLE GEOMETRY

KQ - 40
SERIES

PERFORMANCE KQ40-500

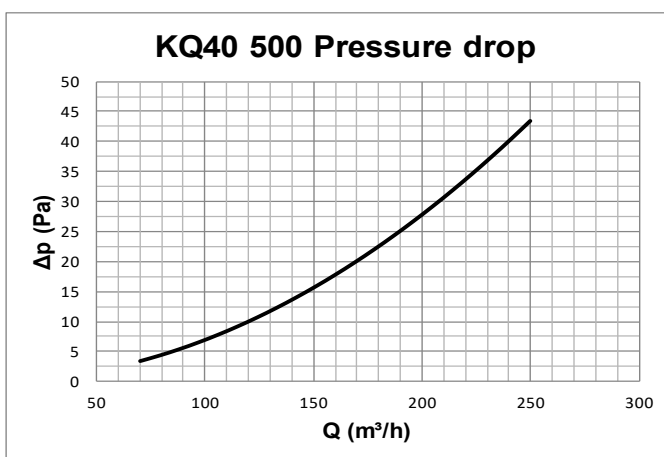


Data measured in reverberation room in accordance with international standards:

ISO 3741 1999: *Acoustic - determination of sound power levels of noise sources using sound pressure - Precision methods for reverberation rooms*


ISO 5135 1997: *Acoustic - determination of sound power levels of noise from air-terminal devices ; air terminal units; dampers and valves by measurement in a reverberation room.*

The data presented does not consider the attenuation given by the area of installation. This attenuation is normally between 6 and 10 dBA and is determined by the room size, the shape of the environment and the interior features.



Data measured in isothermic conditions in accordance with international standards:

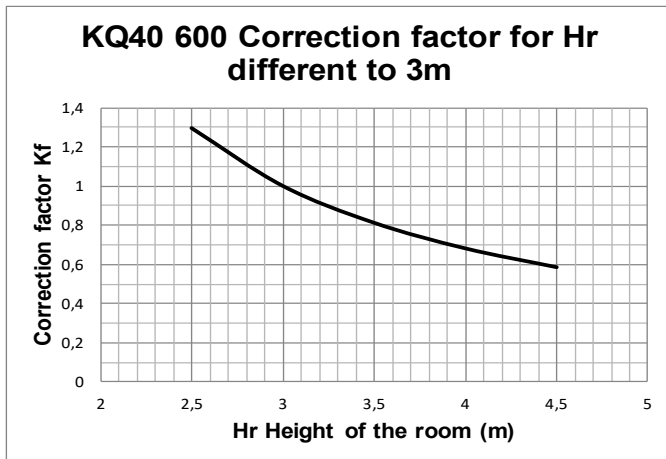
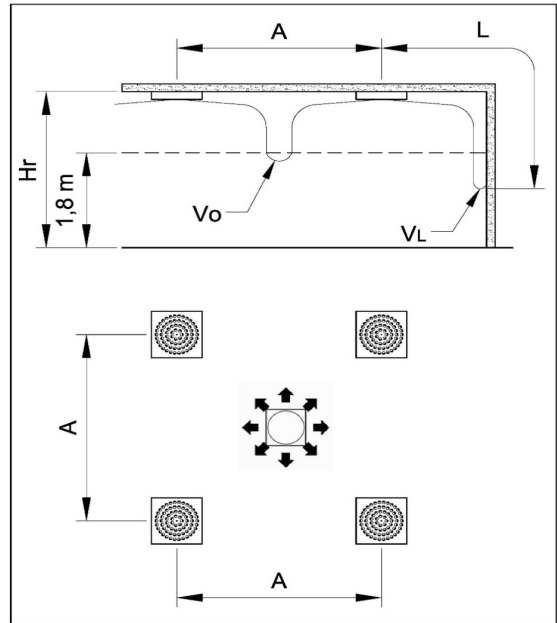
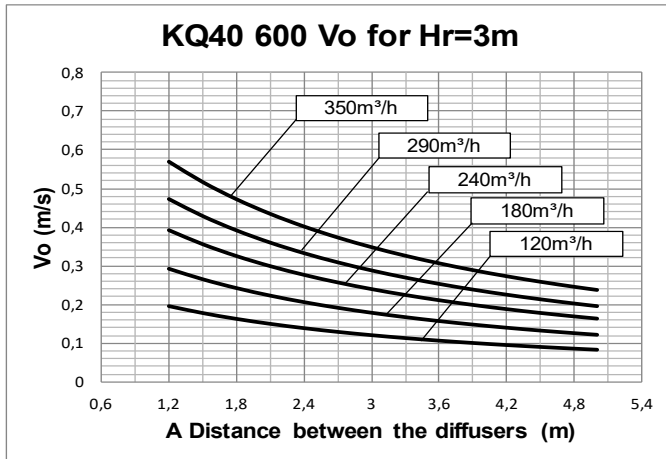
ISO 5219 1984: *Air distribution and air diffusion - Laboratory. Aerodynamic testing and rating of air terminal devices.*



HIGH INDUCTION DIFFUSERS WITH VARIABLE GEOMETRY

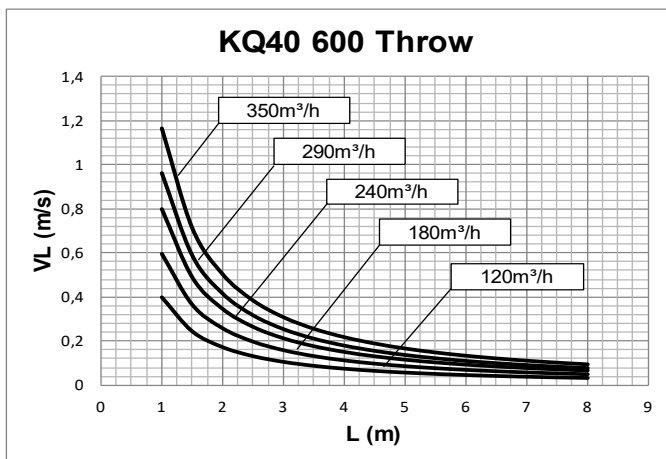
KQ - 40
SERIES

PERFORMANCE KQ40-600
MULTIDIRECTIONAL THROW




Data measured in isothermic conditions in accordance with international standards: ISO 5219 1984: Air distribution and air diffusion - Laboratory. Aerodynamic testing and rating of air terminal devices.

A(m) distance between thwe diffusers
Vo (m/s) speed at the limit of the occupied zone
L (m) horizontal distance in metres from the centre of the diffuser
VL (m/s) maximum speed in the air stream



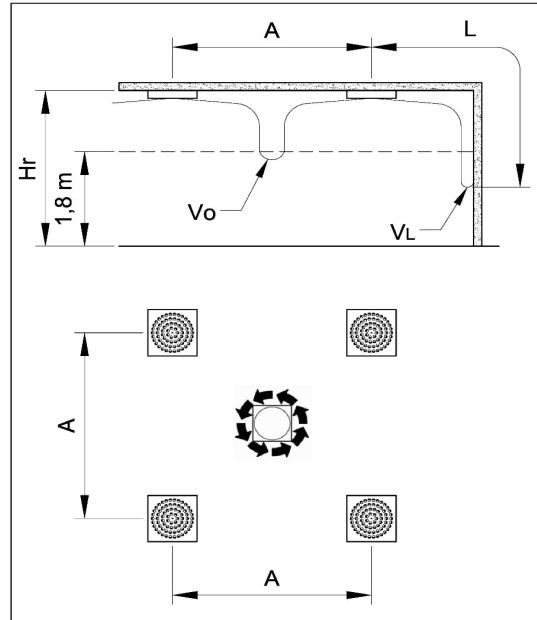
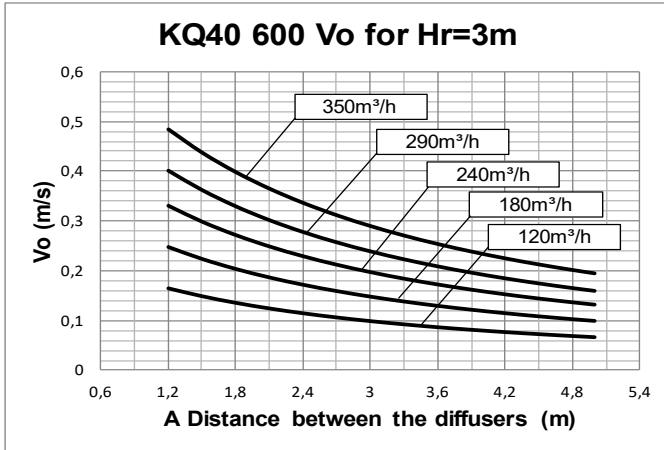
For Hr different from 3m:
 $Vo(h) = Vo \times Kf$



HIGH INDUCTION DIFFUSERS WITH VARIABLE GEOMETRY

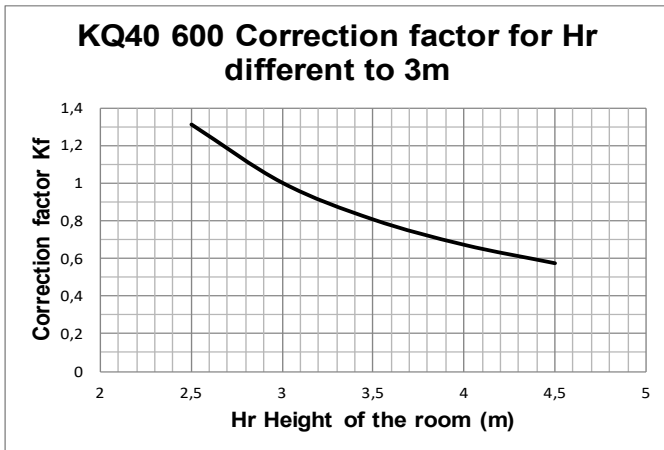
KQ - 40
SERIES

PERFORMANCE KQ40-600
SPIRAL THROW

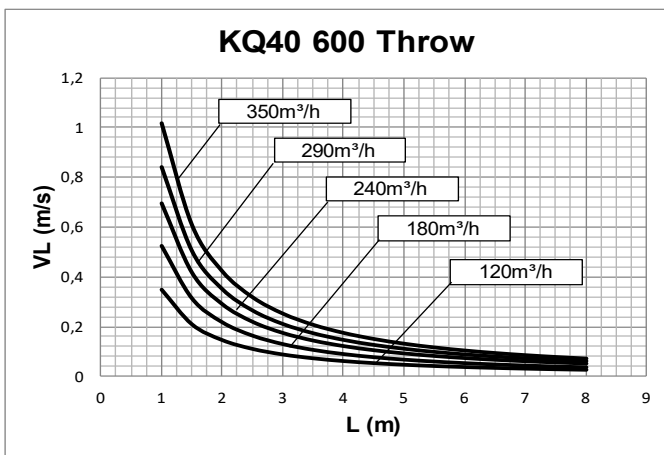



Data measured in isothermic conditions in accordance with international standards: ISO 5219 1984: Air distribution and air diffusion - Laboratory. Aerodynamic testing and rating of air terminal devices.

A(m) distance between thwe diffusers
Vo (m/s) speed at the limit of the occupied zone
L (m) horizontal distance in metres from the centre of the diffuser
VL (m/s) maximum speed in the air stream



For Hr different from 3m:
 $Vo(h) = Vo \times Kf$

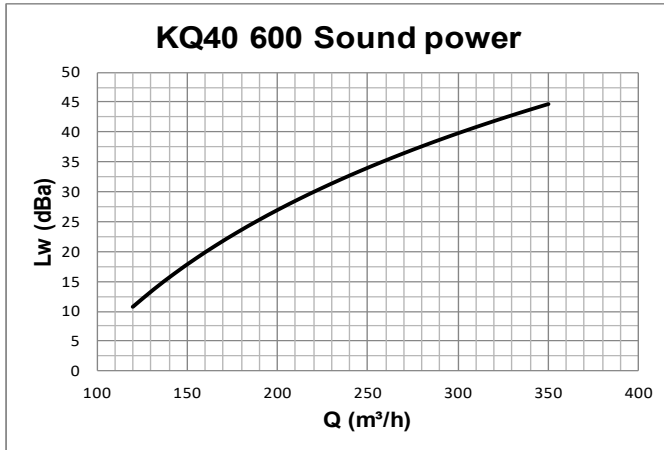




HIGH INDUCTION DIFFUSERS WITH VARIABLE GEOMETRY

KQ - 40
SERIES

PERFORMANCE KQ40-600

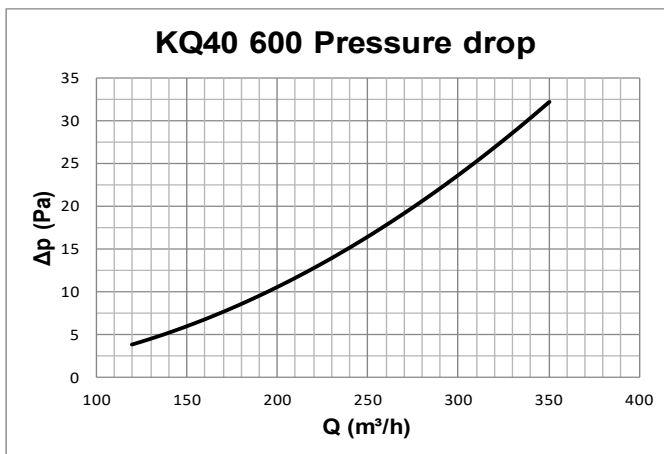


Data measured in reverberation room in accordance with international standards:

ISO 3741 1999: *Acoustic - determination of sound power levels of noise sources using sound pressure - Precision methods for reverberation rooms*


ISO 5135 1997: *Acoustic - determination of sound power levels of noise from air-terminal devices ; air terminal units; dampers and valves by measurement in a reverberation room.*

The data presented does not consider the attenuation given by the area of installation. This attenuation is normally between 6 and 10 dBA and is determined by the room size, the shape of the environment and the interior features.



Data measured in isothermic conditions in accordance with international standards:

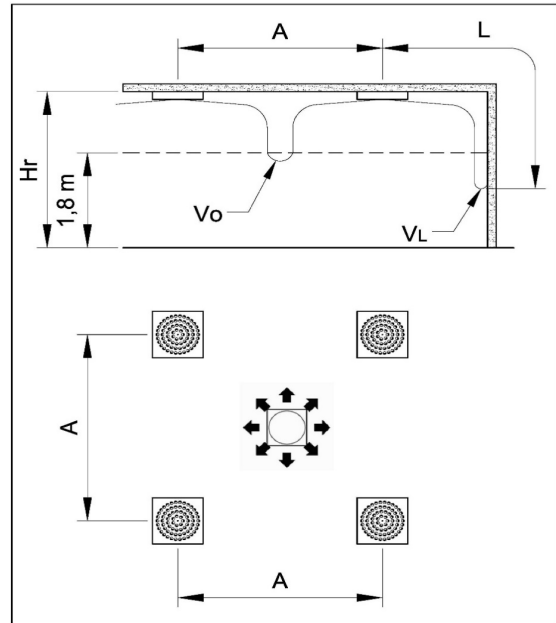
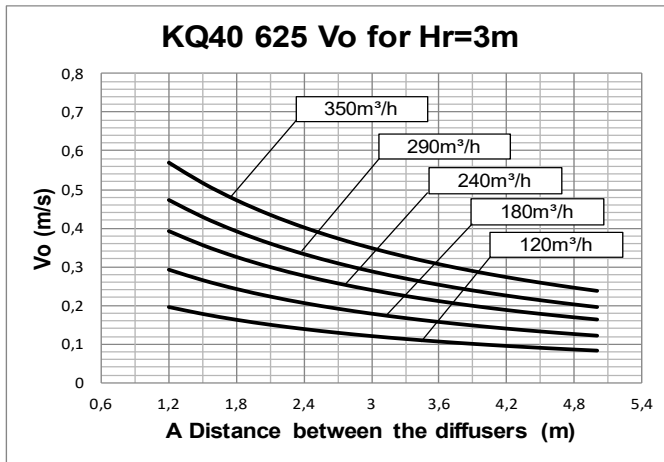
ISO 5219 1984: *Air distribution and air diffusion - Laboratory. Aerodynamic testing and rating of air terminal devices.*



HIGH INDUCTION DIFFUSERS WITH VARIABLE GEOMETRY

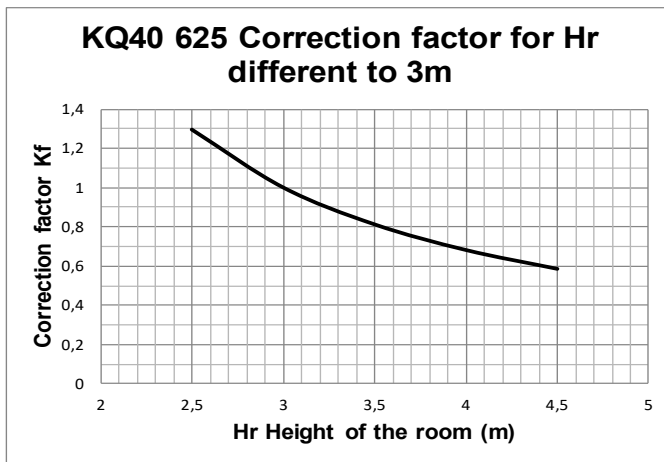
KQ - 40
SERIES

PERFORMANCE KQ40-625
MULTIDIRECTIONAL THROW

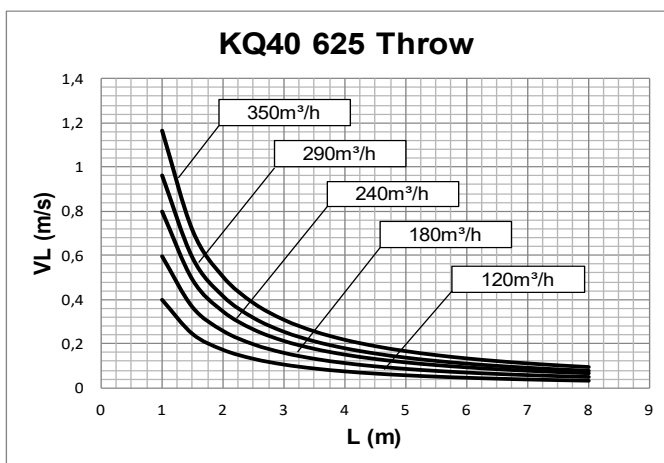



Data measured in isothermic conditions in accordance with international standards: ISO 5219 1984: Air distribution and air diffusion - Laboratory. Aerodynamic testing and rating of air terminal devices.

A(m) distance between thwe diffusers
Vo (m/s) speed at the limit of the occupied zone
L (m) horizontal distance in metres from the centre of the diffuser
VL (m/s) maximum speed in the air stream



For Hr different from 3m:
 $Vo(h) = Vo \times Kf$

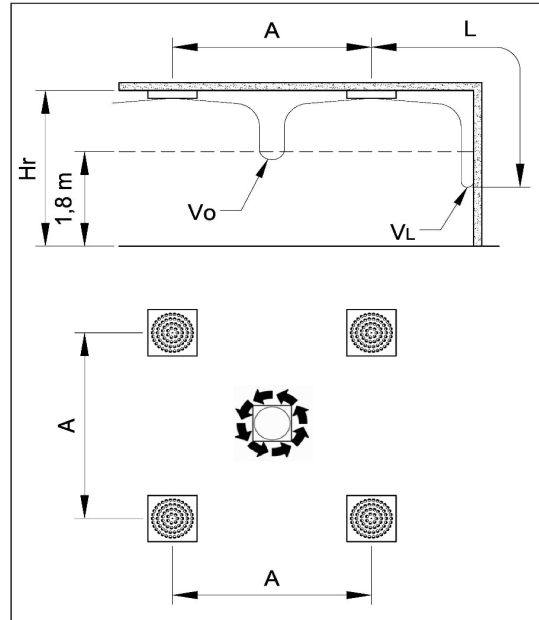
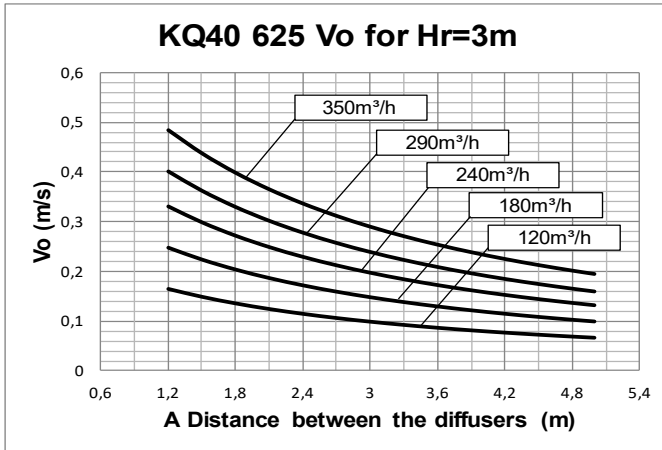




HIGH INDUCTION DIFFUSERS WITH VARIABLE GEOMETRY

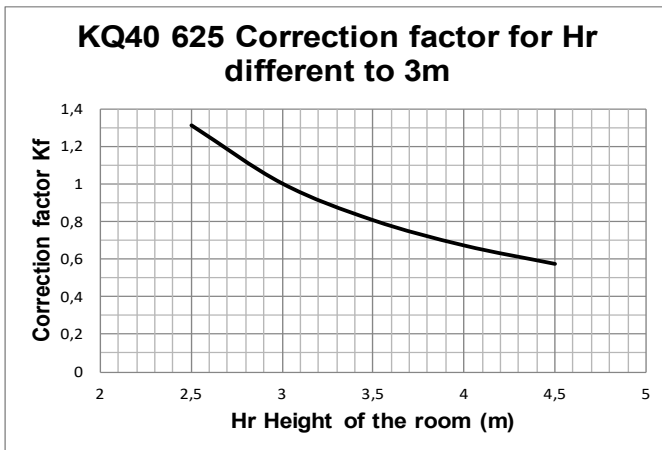
KQ - 40
SERIES

PERFORMANCE KQ40-625
SPIRAL THROW

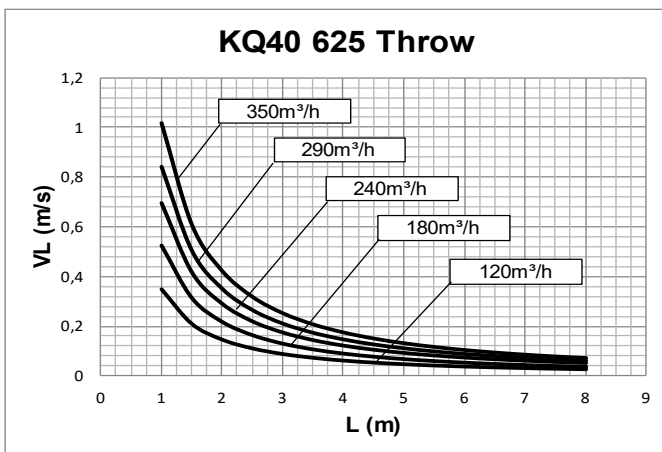



Data measured in isothermic conditions in accordance with international standards: ISO 5219 1984: Air distribution and air diffusion - Laboratory. Aerodynamic testing and rating of air terminal devices.

A(m) distance between thwe diffusers
Vo (m/s) speed at the limit of the occupied zone
L (m) horizontal distance in metres from the centre of the diffuser
VL (m/s) maximum speed in the air stream



For Hr different from 3m:
 $Vo(h) = Vo \times Kf$

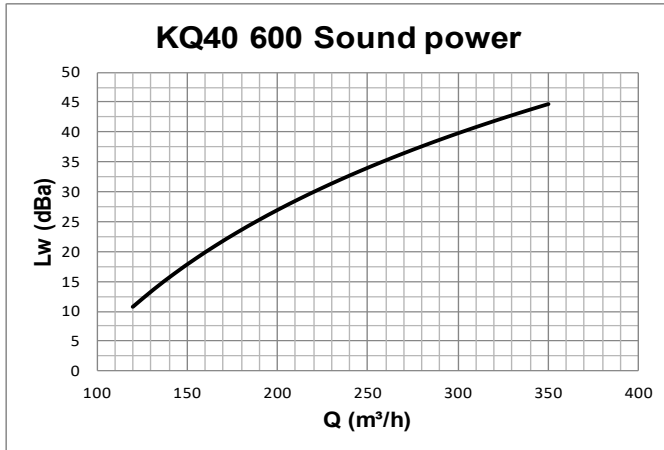




HIGH INDUCTION DIFFUSERS WITH VARIABLE GEOMETRY

KQ - 40
SERIES

PERFORMANCE KQ40-625

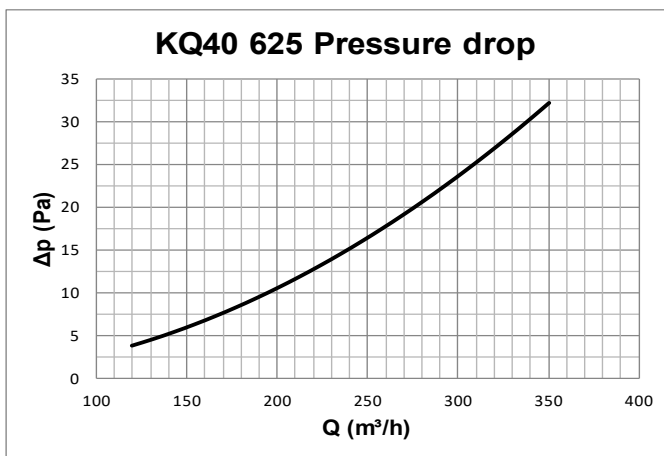


Data measured in reverberation room in accordance with international standards:

ISO 3741 1999: *Acoustic - determination of sound power levels of noise sources using sound pressure - Precision methods for reverberation rooms*


ISO 5135 1997: *Acoustic - determination of sound power levels of noise from air-terminal devices ; air terminal units; dampers and valves by measurement in a reverberation room.*

The data presented does not consider the attenuation given by the area of installation. This attenuation is normally between 6 and 10 dBA and is determined by the room size, the shape of the environment and the interior features.



Data measured in isothermic conditions in accordance with international standards:

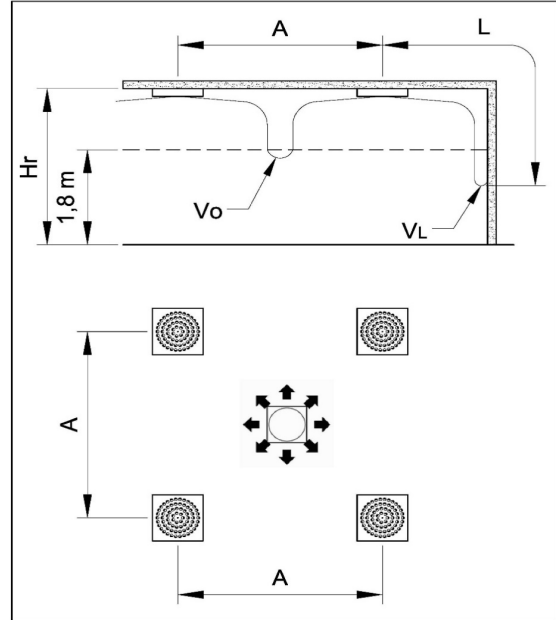
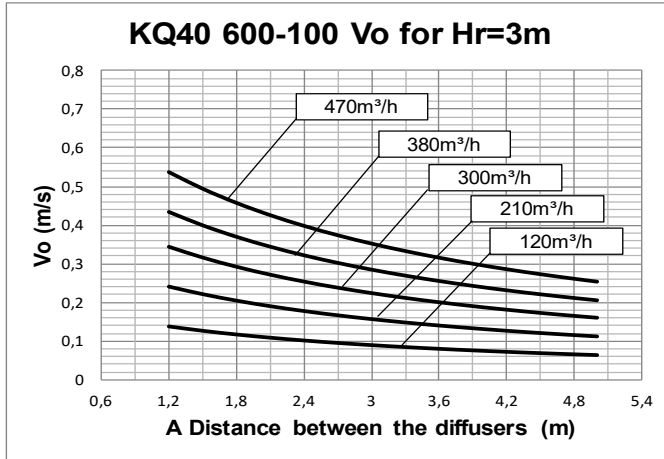
ISO 5219 1984: *Air distribution and air diffusion - Laboratory. Aerodynamic testing and rating of air terminal devices.*



HIGH INDUCTION DIFFUSERS WITH VARIABLE GEOMETRY

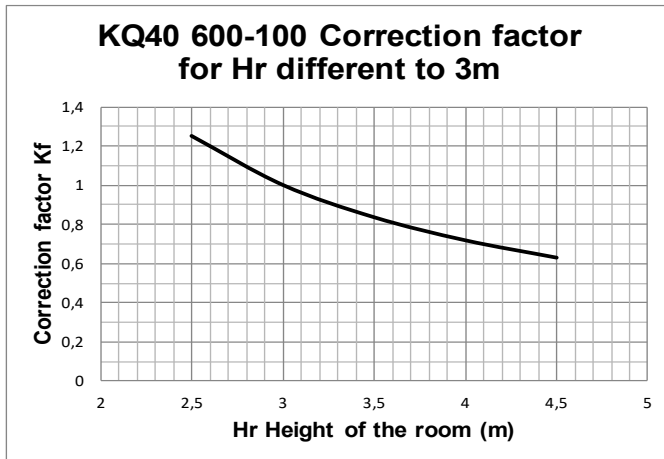
KQ - 40
SERIES

PERFORMANCE KQ40-600-100
MULTIDIRECTIONAL THROW

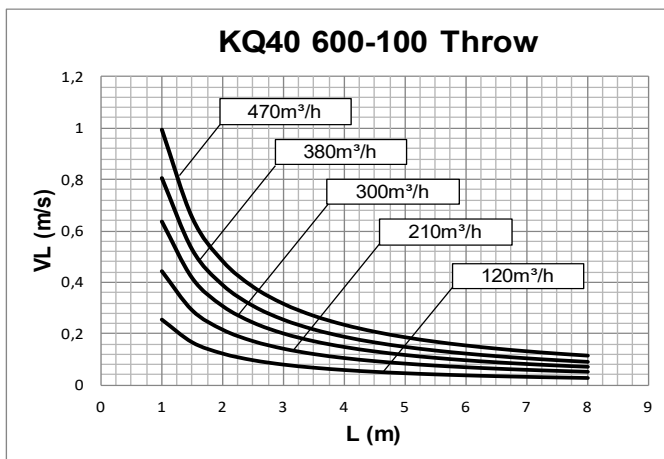



Data measured in isothermic conditions in accordance with international standards: ISO 5219 1984: Air distribution and air diffusion - Laboratory. Aerodynamic testing and rating of air terminal devices.

A(m) distance between thwe diffusers
Vo (m/s) speed at the limit of the occupied zone
L (m) horizontal distance in metres from the centre of the diffuser
VL (m/s) maximum speed in the air stream



For Hr different from 3m:
 $Vo(h) = Vo \times Kf$

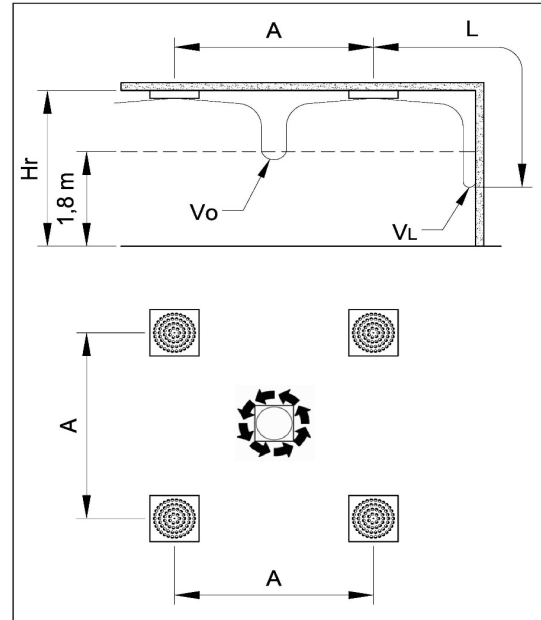
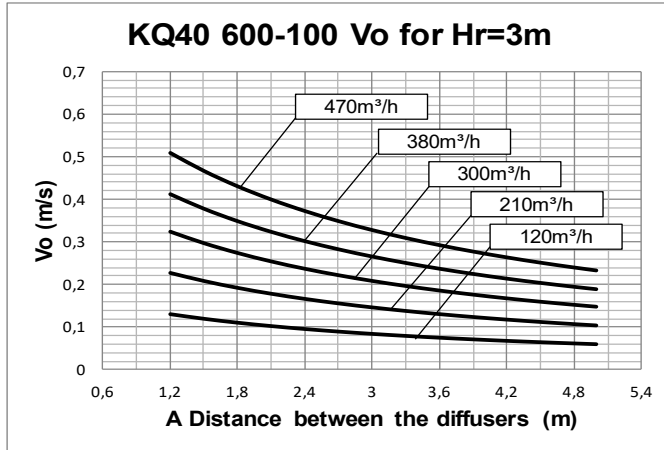




HIGH INDUCTION DIFFUSERS WITH VARIABLE GEOMETRY

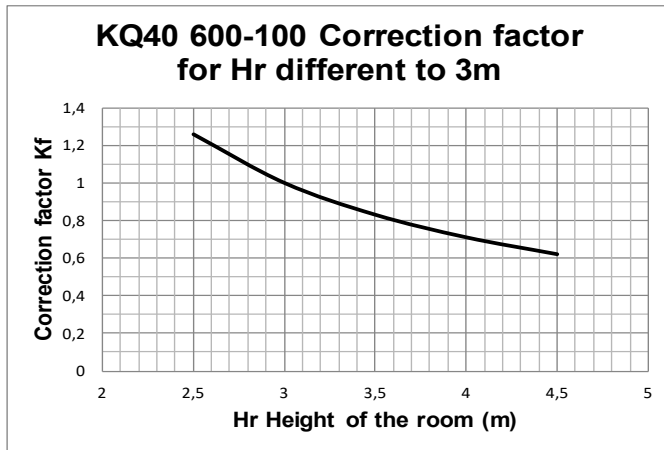
KQ - 40
SERIES

PERFORMANCE KQ40-600-100
SPIRAL THROW

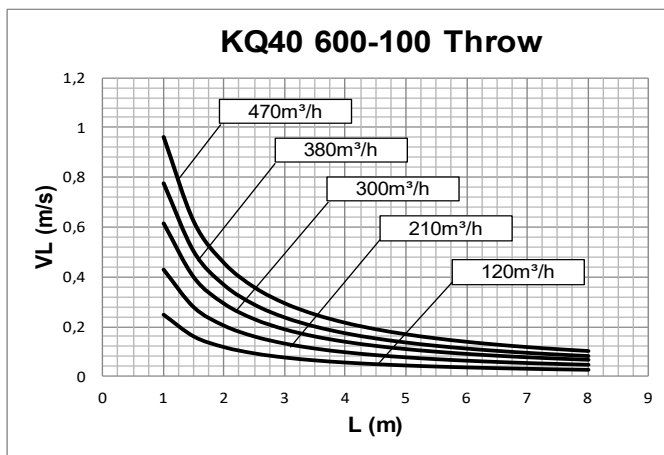



Data measured in isothermic conditions in accordance with international standards:
ISO 5219 1984: *Air distribution and air diffusion - Laboratory. Aerodynamic testing and rating of air terminal devices.*

A(m) distance between thwe diffusers
Vo (m/s) speed at the limit of the occupied zone
L (m) horizontal distance in metres from the centre of the diffuser
VL (m/s) maximum speed in the air stream



For Hr different from 3m:
 $Vo(h) = Vo \times Kf$

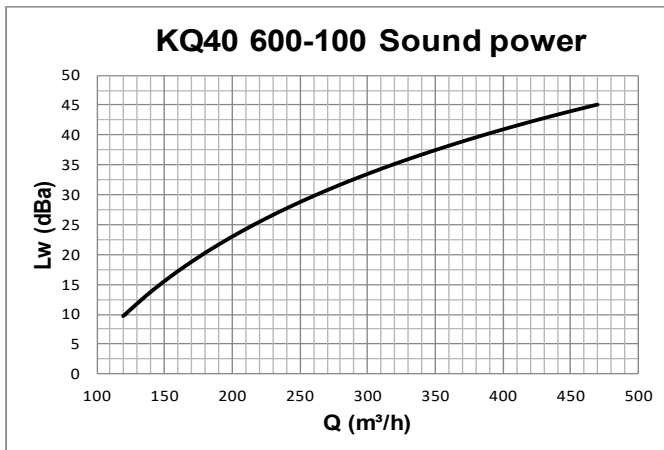




HIGH INDUCTION DIFFUSERS WITH VARIABLE GEOMETRY

KQ - 40
SERIES

PERFORMANCE KQ40-600-100

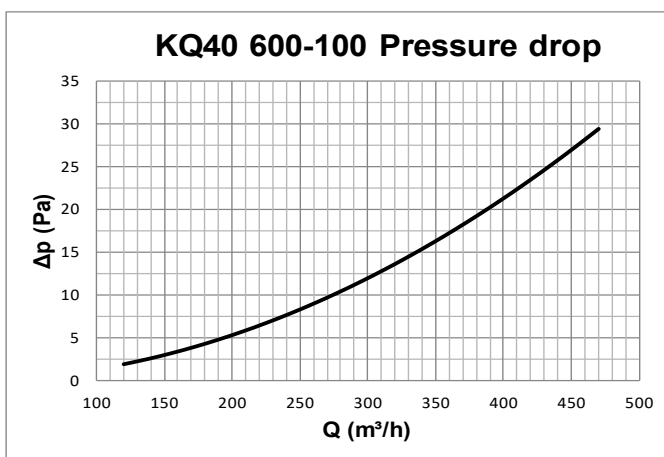


Data measured in reverberation room in accordance with international standards:

ISO 3741 1999: *Acoustic - determination of sound power levels of noise sources using sound pressure - Precision methods for reverberation rooms*


ISO 5135 1997: *Acoustic - determination of sound power levels of noise from air-terminal devices ; air terminal units; dampers and valves by measurement in a reverberation room.*

The data presented does not consider the attenuation given by the area of installation. This attenuation is normally between 6 and 10 dBA and is determined by the room size, the shape of the environment and the interior features.



Data measured in isothermic conditions in accordance with international standards:

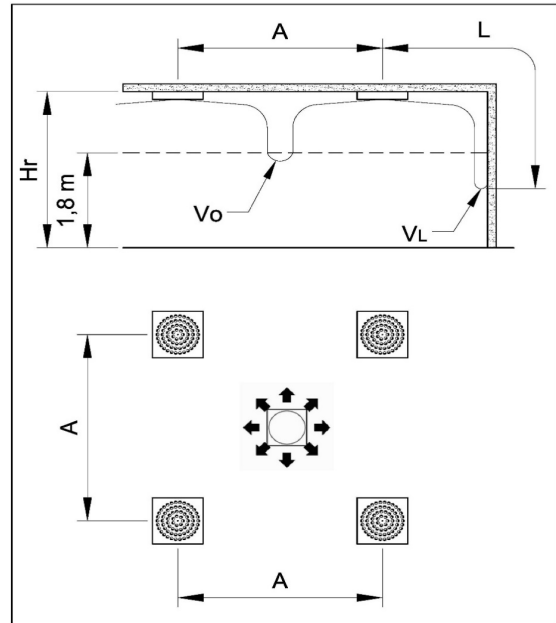
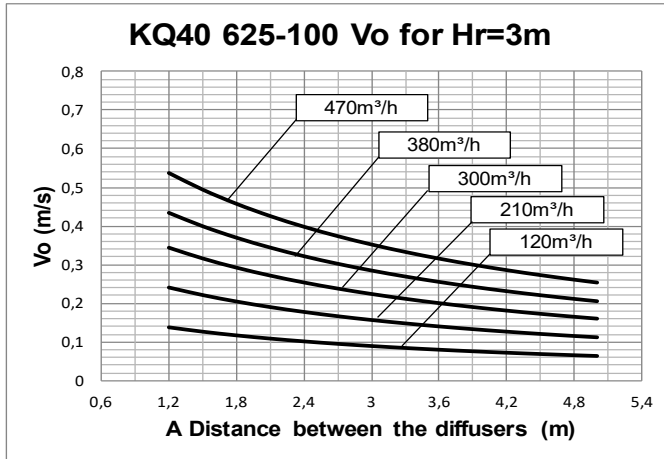
ISO 5219 1984: *Air distribution and air diffusion - Laboratory. Aerodynamic testing and rating of air terminal devices.*



HIGH INDUCTION DIFFUSERS WITH VARIABLE GEOMETRY

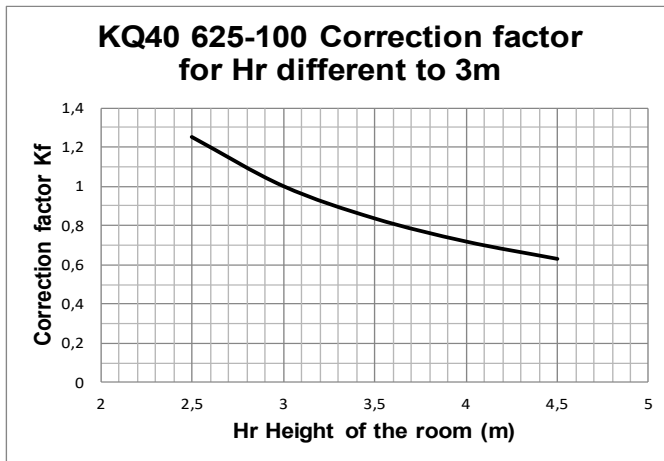
KQ - 40
SERIES

PERFORMANCE KQ40-625-100
MULTIDIRECTIONAL THROW

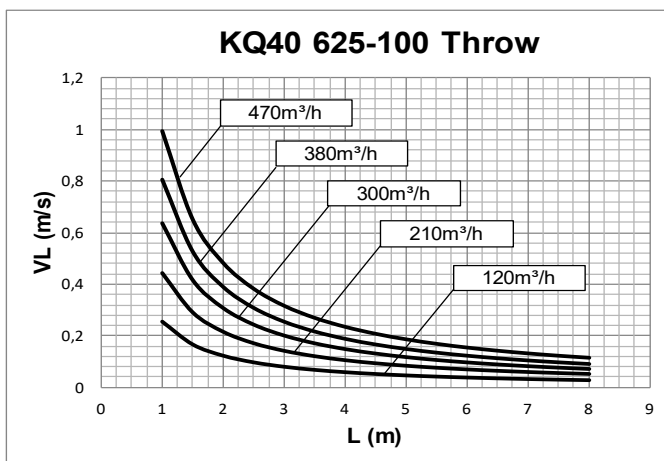



Data measured in isothermic conditions in accordance with international standards: ISO 5219 1984: Air distribution and air diffusion - Laboratory. Aerodynamic testing and rating of air terminal devices.

A(m) distance between thwe diffusers
Vo (m/s) speed at the limit of the occupied zone
L (m) horizontal distance in metres from the centre of the diffuser
VL (m/s) maximum speed in the air stream



For Hr different from 3m:
 $Vo(h) = Vo \times Kf$

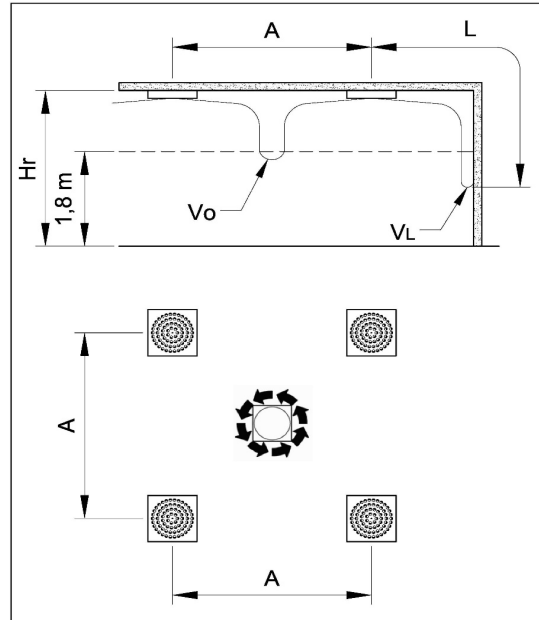
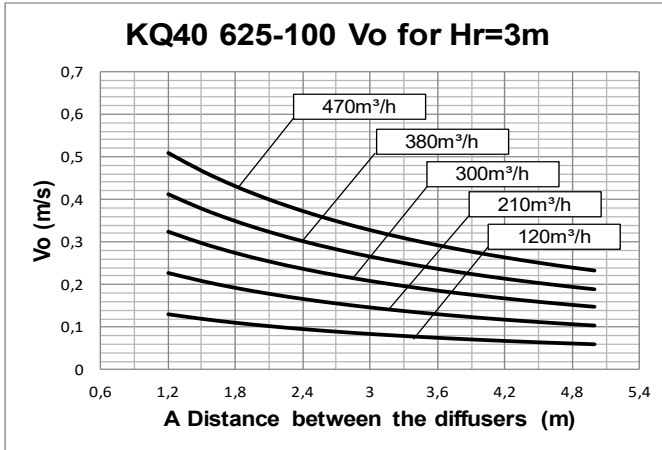




HIGH INDUCTION DIFFUSERS WITH VARIABLE GEOMETRY

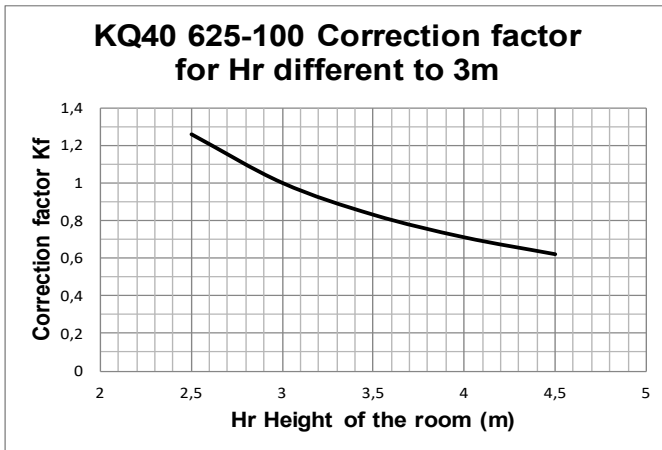
KQ - 40
SERIES

PERFORMANCE KQ40-625-100
SPIRAL THROW

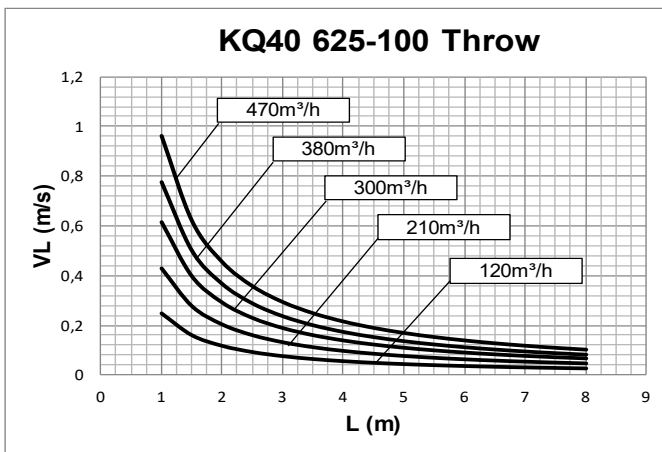



Data measured in isothermic conditions in accordance with international standards:
ISO 5219 1984: *Air distribution and air diffusion - Laboratory. Aerodynamic testing and rating of air terminal devices.*

A(m) distance between thwe diffusers
Vo (m/s) speed at the limit of the occupied zone
L (m) horizontal distance in metres from the centre of the diffuser
VL (m/s) maximum speed in the air stream



For Hr different from 3m:
 $Vo(h) = Vo \times Kf$

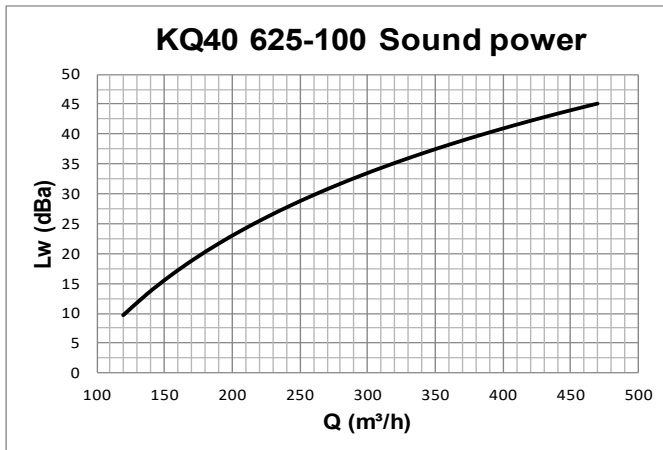




HIGH INDUCTION DIFFUSERS WITH VARIABLE GEOMETRY

KQ - 40
SERIES

PERFORMANCE KQ40-625-100

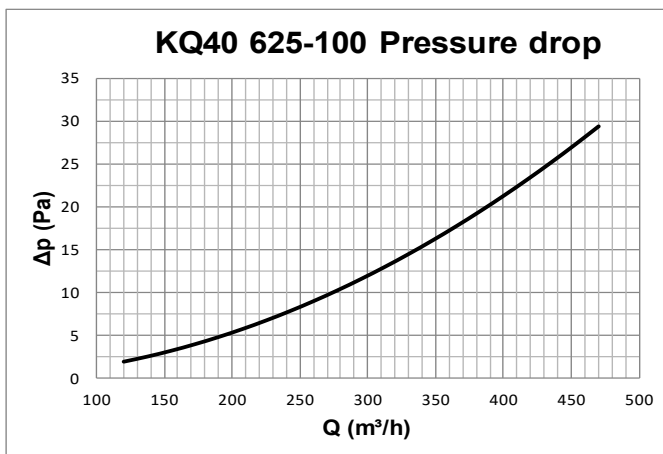


Data measured in reverberation room in accordance with international standards:

ISO 3741 1999: *Acoustic - determination of sound power levels of noise sources using sound pressure - Precision methods for reverberation rooms*

ISO 5135 1997: *Acoustic - determination of sound power levels of noise from air-terminal devices ; air terminal units; dampers and valves by measurement in a reverberation room.*

The data presented does not consider the attenuation given by the area of installation. This attenuation is normally between 6 and 10 dBA and is determined by the room size, the shape of the environment and the interior features.



Data measured in isothermic conditions in accordance with international standards:

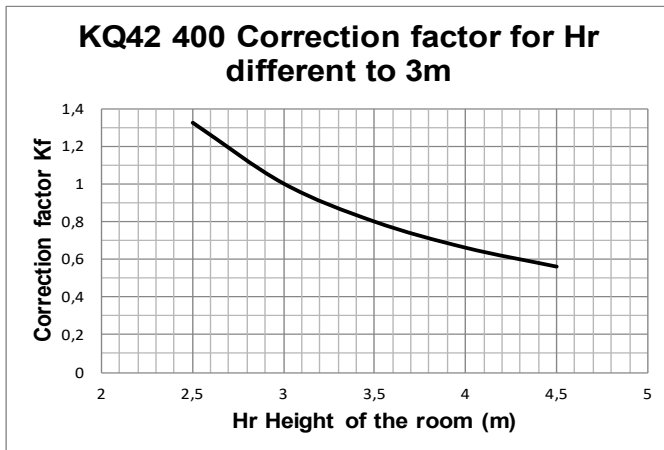
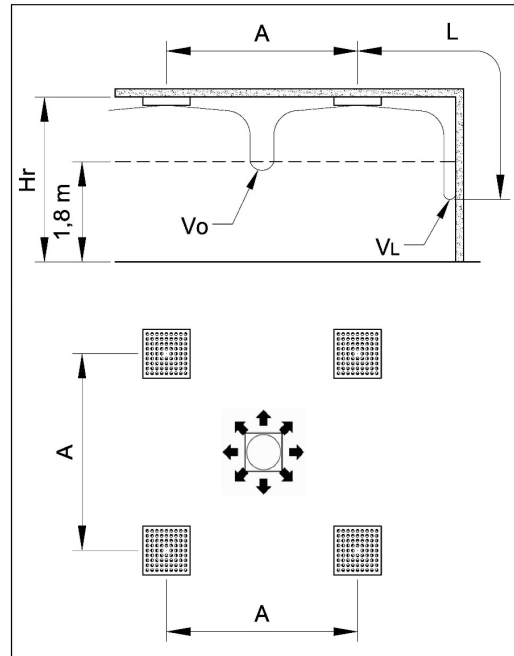
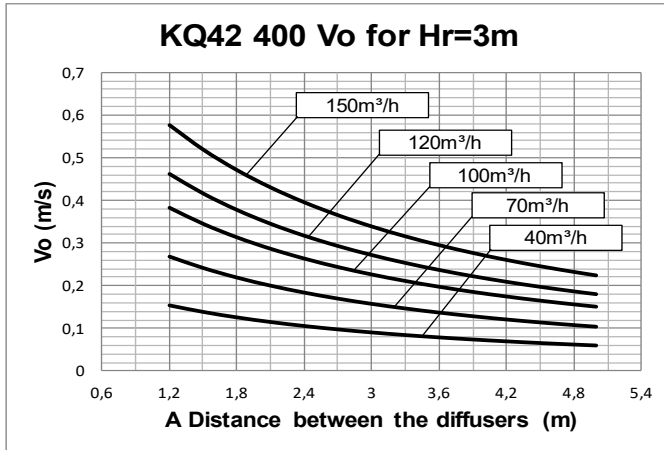
ISO 5219 1984: *Air distribution and air diffusion - Laboratory. Aerodynamic testing and rating of air terminal devices.*



HIGH INDUCTION DIFFUSERS WITH VARIABLE GEOMETRY

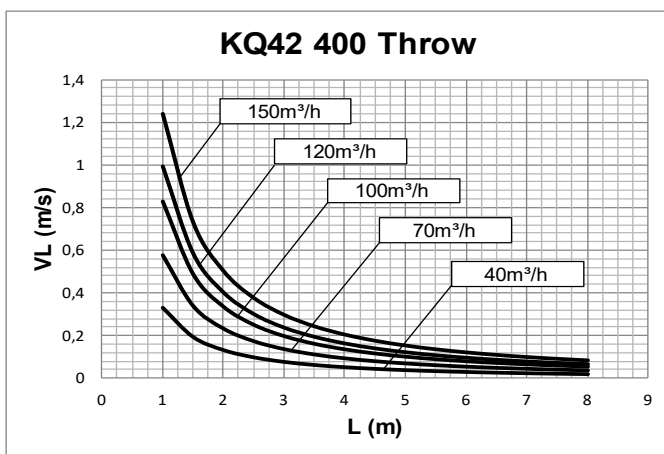
KQ-42
SERIES

PERFORMANCE KQ42-400
MULTIDIRECTIONAL THROW




accordance with international standards:
ISO 5219 1984: *Air distribution and air diffusion - Laboratory. Aerodynamic testing and rating of air terminal devices.*

A(m) distance between the diffusers
Vo (m/s) speed at the limit of the occupied zone
L (m) horizontal distance in metres from the centre of the diffuser
VL (m/s) maximum speed in the air stream



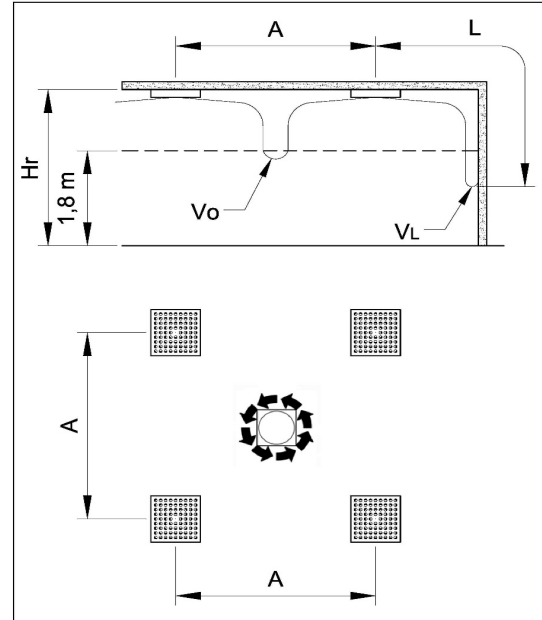
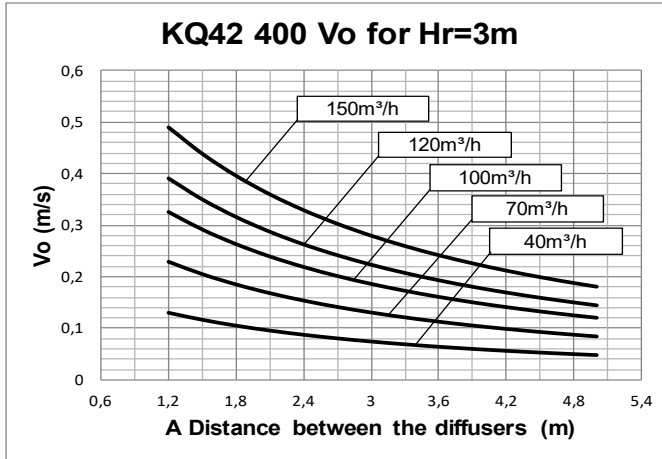
For Hr different from 3m:
 $V_o(h) = V_o \times K_f$



HIGH INDUCTION DIFFUSERS WITH VARIABLE GEOMETRY

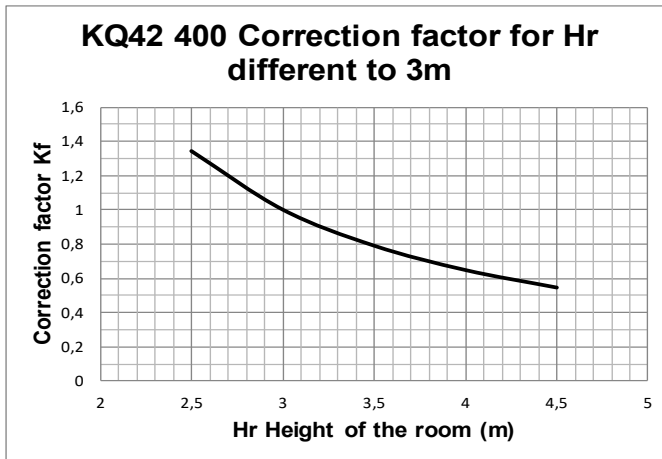
KQ-42
SERIES

PERFORMANCE KQ42-400
SPIRAL THROW

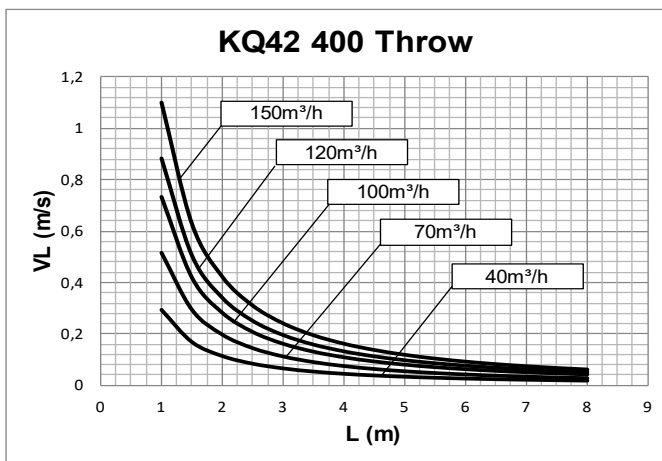



Data measured in isothermic conditions in accordance with international standards: ISO 5219 1984: *Air distribution and air diffusion - Laboratory. Aerodynamic testing and rating of air terminal devices.*

A(m) distance between thwe diffusers
Vo (m/s) speed at the limit of the occupied zone
L (m) horizontal distance in metres from the centre of the diffuser
VL (m/s) maximum speed in the air stream



For Hr different from 3m:
 $Vo(h) = Vo \times Kf$

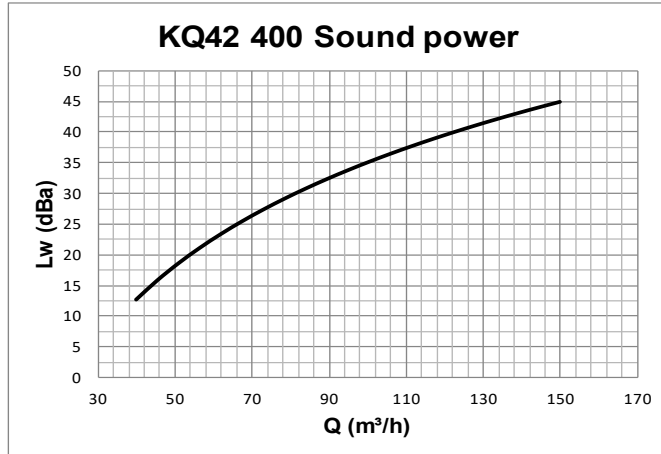




HIGH INDUCTION DIFFUSERS WITH VARIABLE GEOMETRY

KQ-42
SERIES

PERFORMANCE KQ42-400

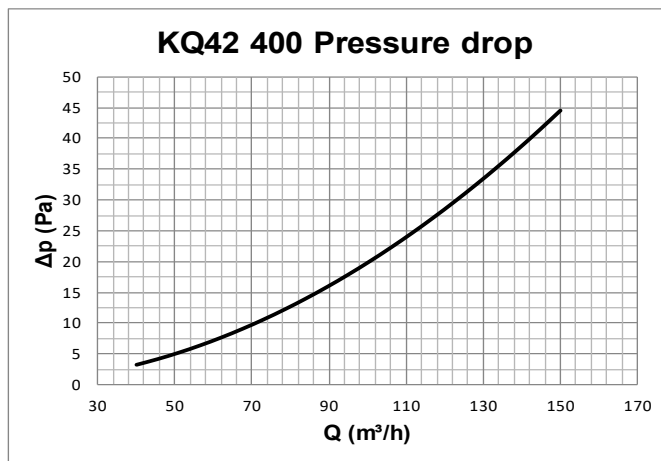


Data measured in reverberation room in accordance with international standards:

ISO 3741 1999: *Acoustic - determination of sound power levels of noise sources using sound pressure - Precision methods for reverberation rooms*


ISO 5135 1997: *Acoustic - determination of sound power levels of noise from air-terminal devices ; air terminal units; dampers and valves by measurement in a reverberation room.*

The data presented does not consider the attenuation given by the area of installation. This attenuation is normally between 6 and 10 dBA and is determined by the room size, the shape of the environment and the interior features.



Data measured in isothermic conditions in accordance with international standards:

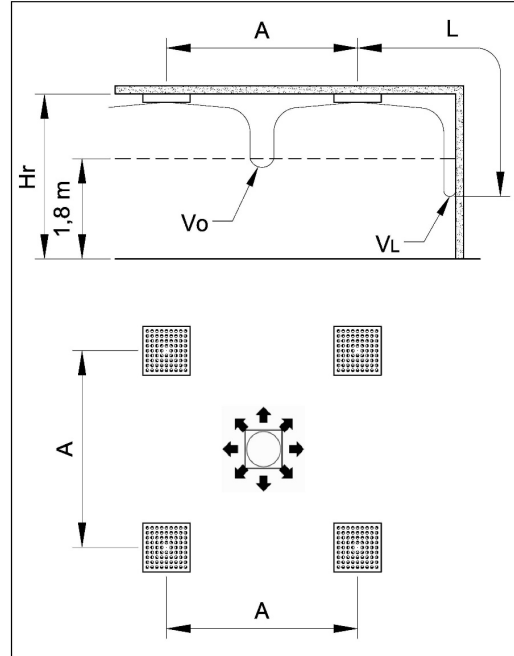
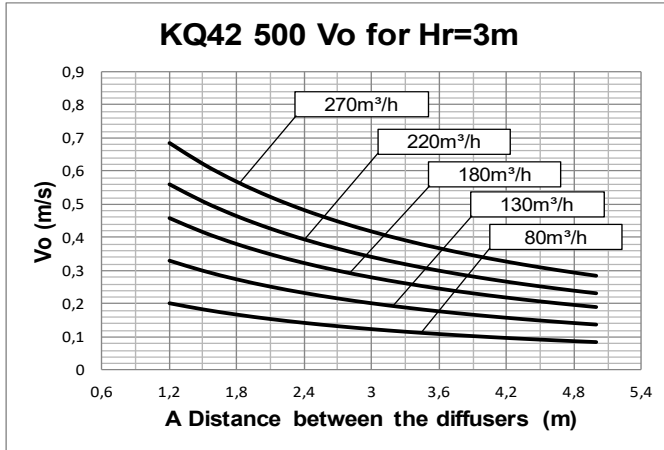
ISO 5219 1984: *Air distribution and air diffusion - Laboratory. Aerodynamic testing and rating of air terminal devices.*



HIGH INDUCTION DIFFUSERS WITH VARIABLE GEOMETRY

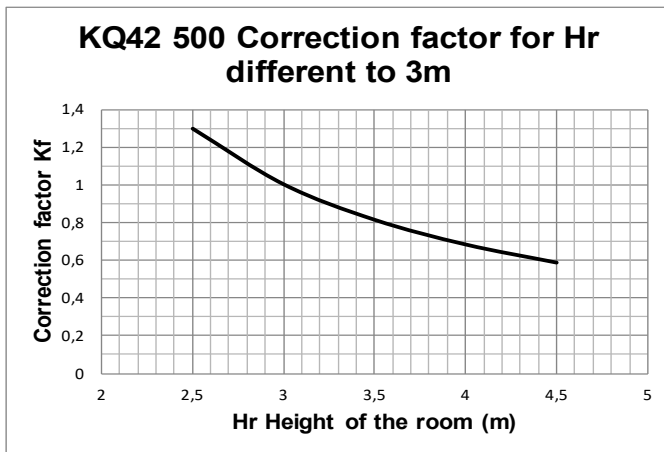
KQ-42
SERIES

PERFORMANCE KQ42-500
MULTIDIRECTIONAL THROW

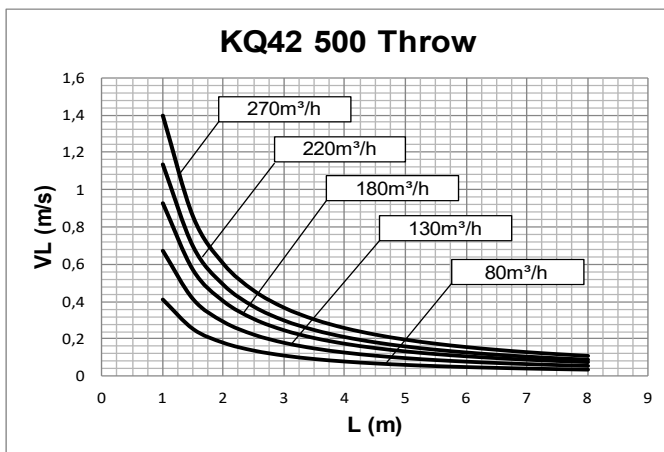


accordance with international standards:
ISO 5219 1984: *Air distribution and air diffusion - Laboratory. Aerodynamic testing and rating of air terminal devices.*

A(m) distance between the diffusers
Vo (m/s) speed at the limit of the occupied zone
L (m) horizontal distance in metres from the centre of the diffuser
VL (m/s) maximum speed in the air stream



For Hr different from 3m:
 $Vo(h) = Vo \times Kf$

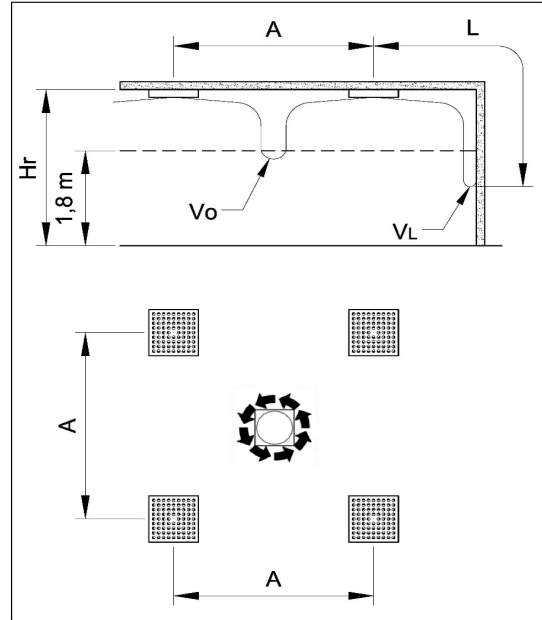
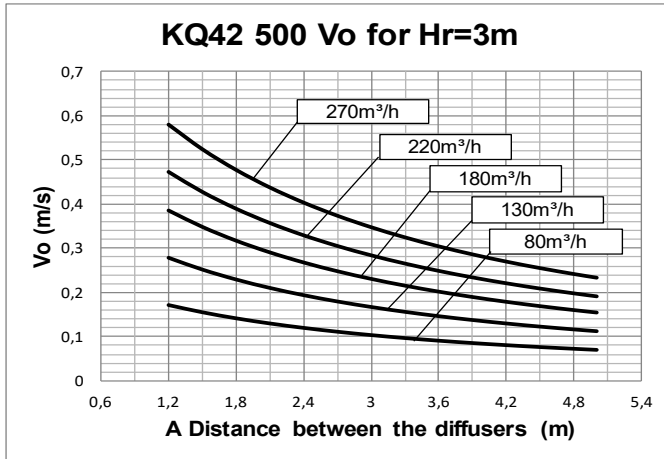




HIGH INDUCTION DIFFUSERS WITH VARIABLE GEOMETRY

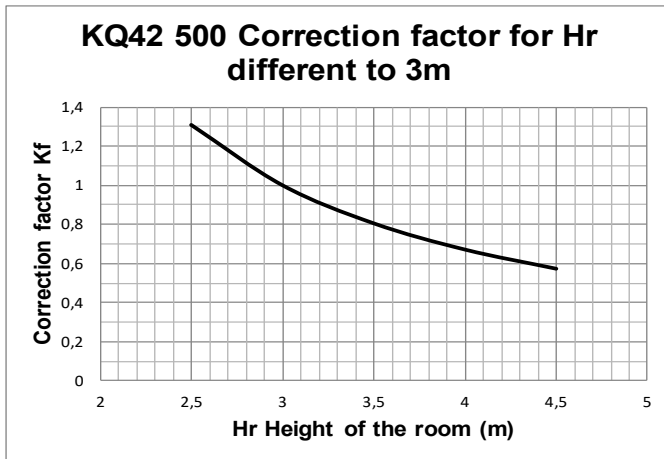
KQ-42
SERIES

PERFORMANCE KQ42-500
SPIRAL THROW

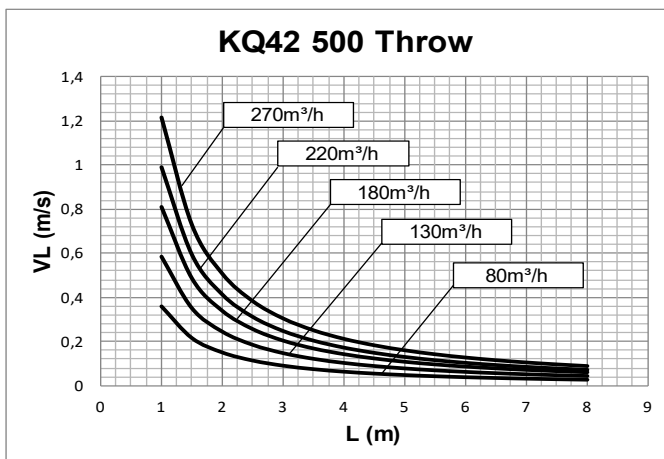


Data measured in isothermic conditions in accordance with international standards: ISO 5219 1984: *Air distribution and air diffusion - Laboratory. Aerodynamic testing and rating of air terminal devices.*

A(m) distance between thwe diffusers
Vo (m/s) speed at the limit of the occupied zone
L (m) horizontal distance in metres from the centre of the diffuser
VL (m/s) maximum speed in the air stream



For Hr different from 3m:
 $Vo(h) = Vo \times Kf$

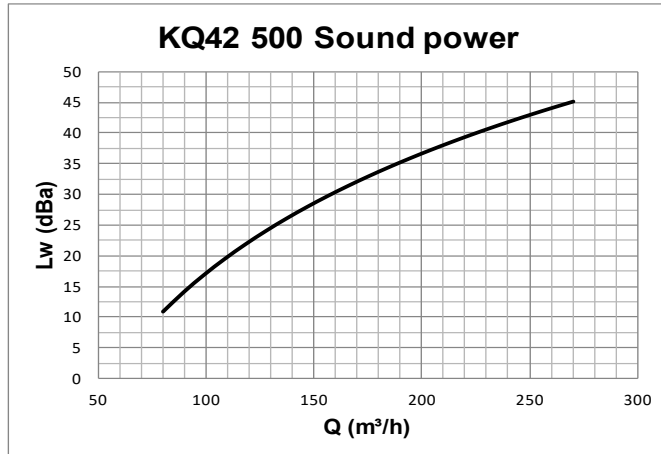




HIGH INDUCTION DIFFUSERS WITH VARIABLE GEOMETRY

KQ-42
SERIES

PERFORMANCE KQ42-500

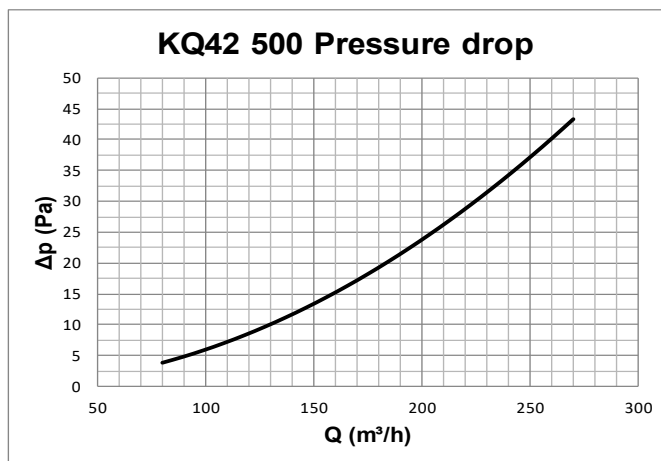


Data measured in reverberation room in accordance with international standards:

ISO 3741 1999: *Acoustic - determination of sound power levels of noise sources using sound pressure - Precision methods for reverberation rooms*

ISO 5135 1997: *Acoustic - determination of sound power levels of noise from air-terminal devices ; air terminal units; dampers and valves by measurement in a reverberation room.*

The data presented does not consider the attenuation given by the area of installation. This attenuation is normally between 6 and 10 dBA and is determined by the room size, the shape of the environment and the interior features.



Data measured in isothermic conditions in accordance with international standards:

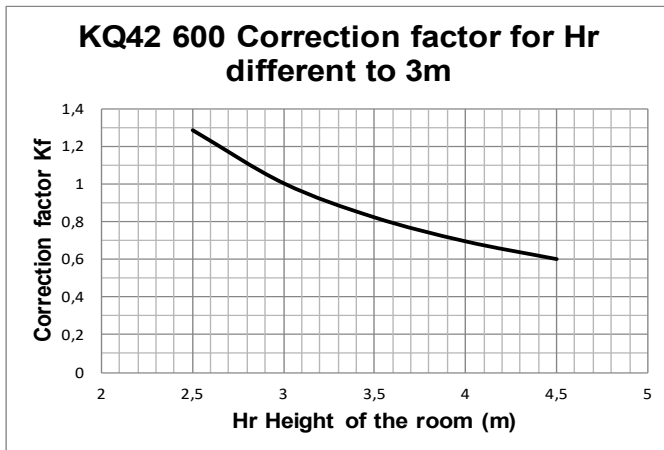
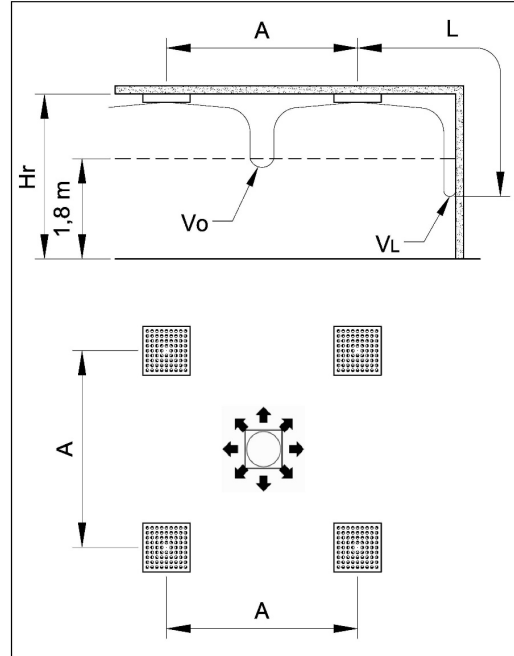
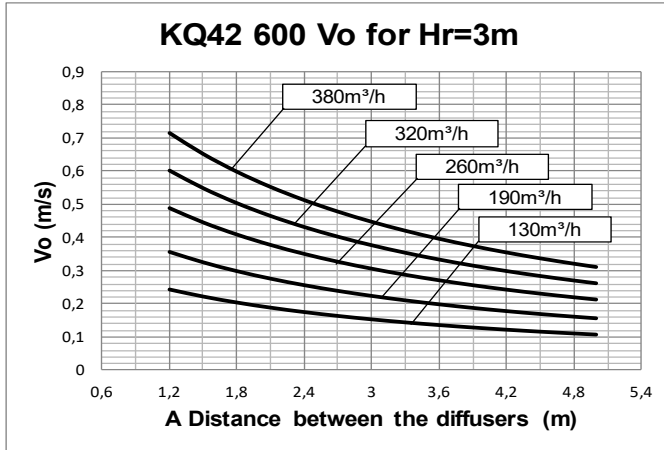
ISO 5219 1984: *Air distribution and air diffusion - Laboratory. Aerodynamic testing and rating of air terminal devices.*



HIGH INDUCTION DIFFUSERS WITH VARIABLE GEOMETRY

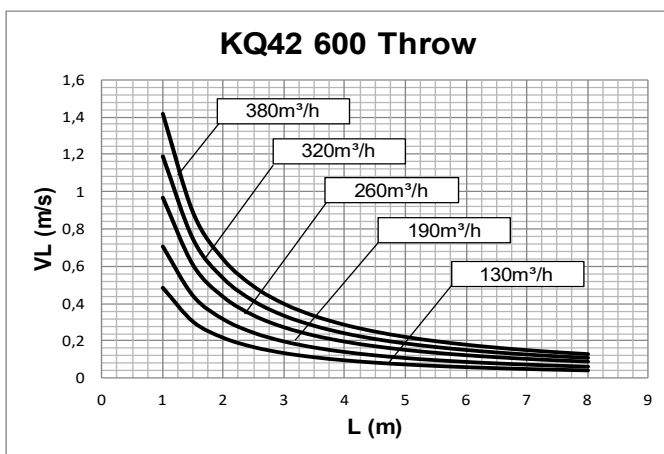
KQ-42
SERIES

PERFORMANCE KQ42-600
MULTIDIRECTIONAL THROW




accordance with international standards:
ISO 5219 1984: *Air distribution and air diffusion - Laboratory. Aerodynamic testing and rating of air terminal devices.*

A(m) distance between the diffusers
Vo (m/s) speed at the limit of the occupied zone
L (m) horizontal distance in metres from the centre of the diffuser
VL (m/s) maximum speed in the air stream



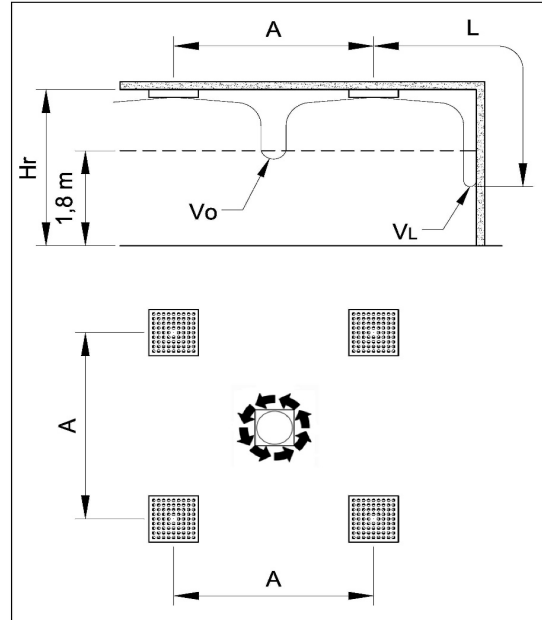
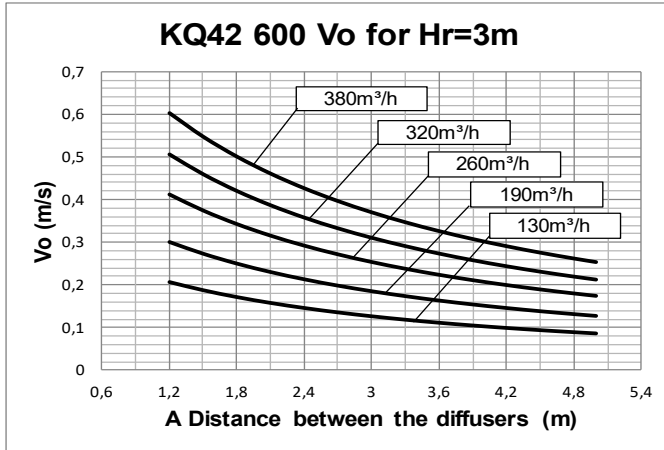
For Hr different from 3m:
 $V_o(h) = V_o \times K_f$



HIGH INDUCTION DIFFUSERS WITH VARIABLE GEOMETRY

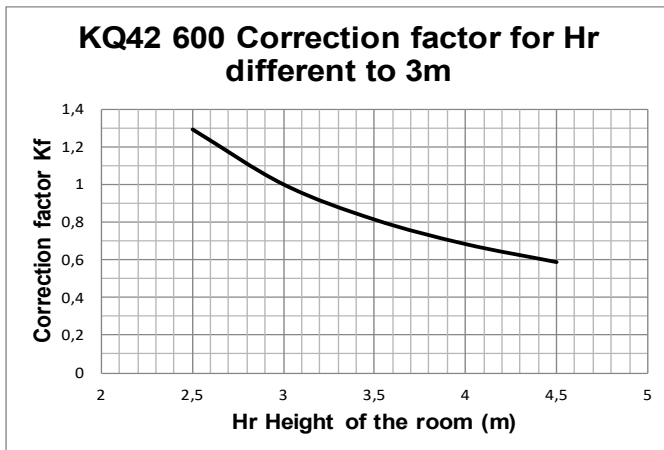
KQ-42
SERIES

PERFORMANCE KQ42-600
SPIRAL THROW

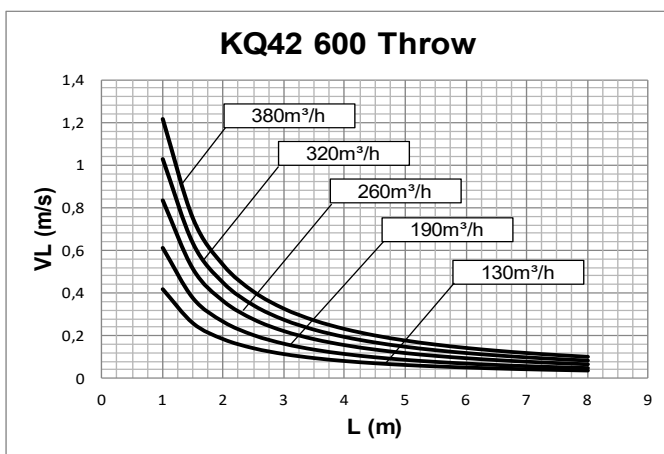



Data measured in isothermic conditions in accordance with international standards: ISO 5219 1984: Air distribution and air diffusion - Laboratory. Aerodynamic testing and rating of air terminal devices.

A(m) distance between thwe diffusers
Vo (m/s) speed at the limit of the occupied zone
L (m) horizontal distance in metres from the centre of the diffuser
VL (m/s) maximum speed in the air stream



For Hr different from 3m:
 $Vo(h) = Vo \times Kf$

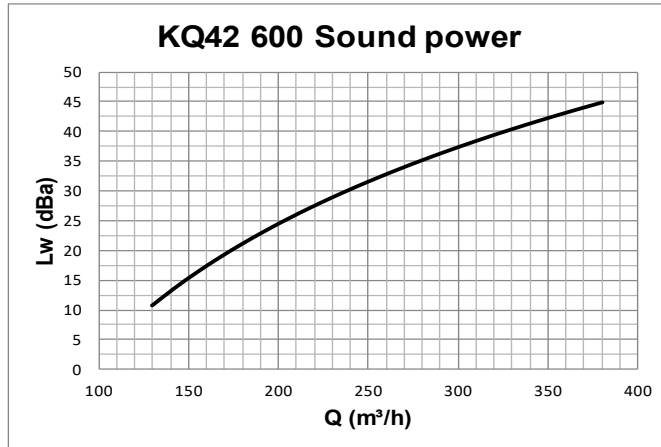




HIGH INDUCTION DIFFUSERS WITH VARIABLE GEOMETRY

KQ-42
SERIES

PERFORMANCE KQ42-600

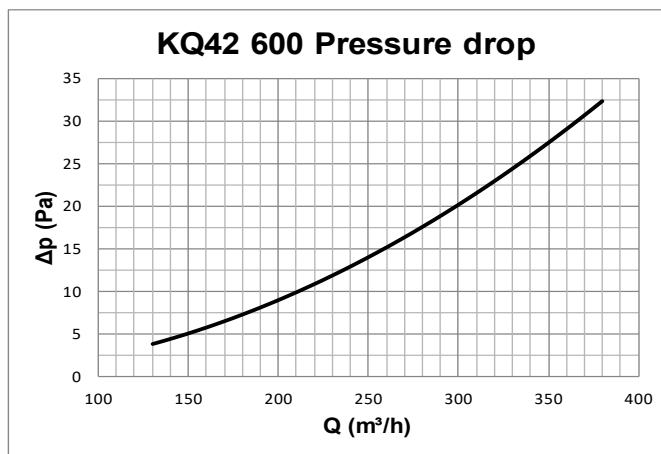


Data measured in reverberation room in accordance with international standards:

ISO 3741 1999: *Acoustic - determination of sound power levels of noise sources using sound pressure - Precision methods for reverberation rooms*


ISO 5135 1997: *Acoustic - determination of sound power levels of noise from air-terminal devices ; air terminal units; dampers and valves by measurement in a reverberation room.*

The data presented does not consider the attenuation given by the area of installation. This attenuation is normally between 6 and 10 dBA and is determined by the room size, the shape of the environment and the interior features.



Data measured in isothermic conditions in accordance with international standards:

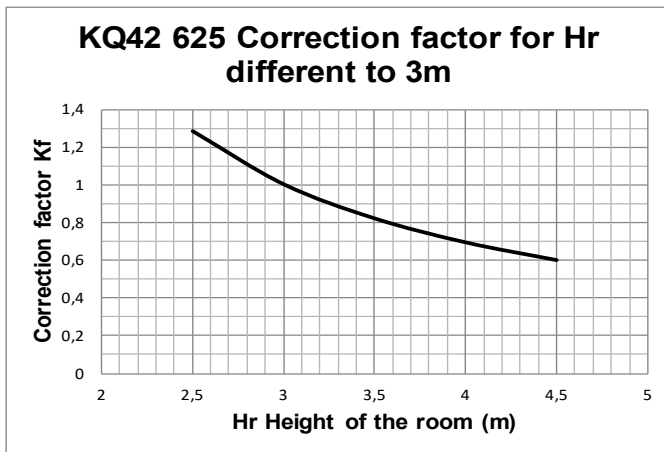
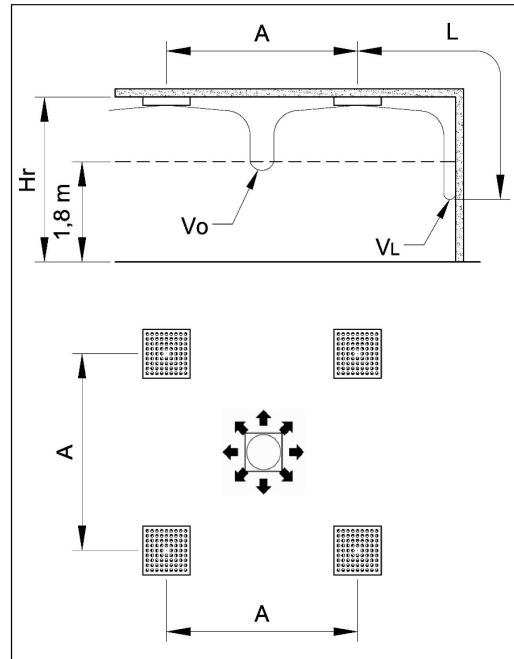
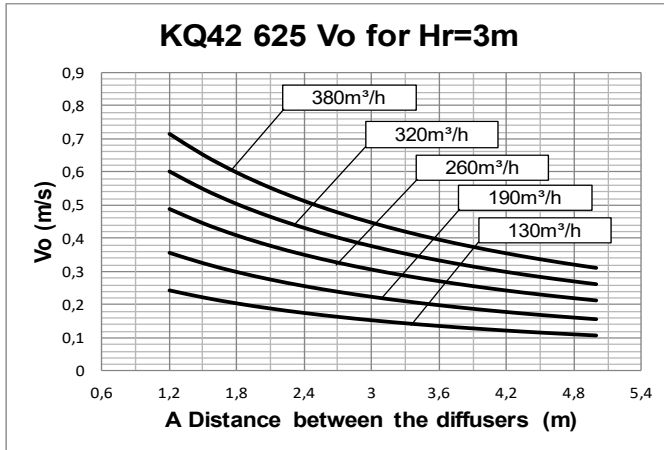
ISO 5219 1984: *Air distribution and air diffusion - Laboratory. Aerodynamic testing and rating of air terminal devices.*



HIGH INDUCTION DIFFUSERS WITH VARIABLE GEOMETRY

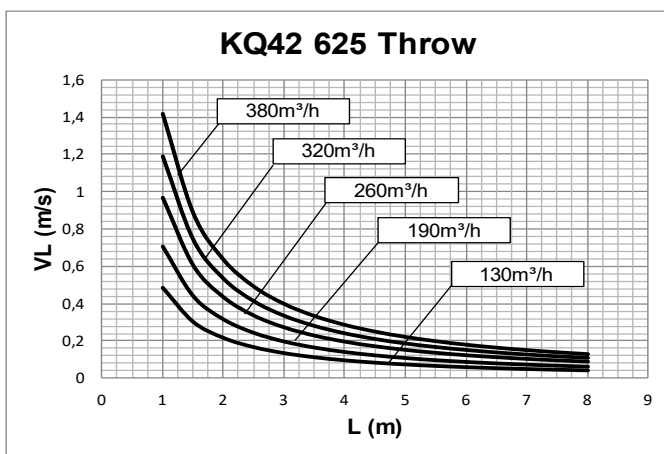
KQ-42
SERIES

PERFORMANCE KQ42-625
MULTIDIRECTIONAL THROW



accordance with international standards:
ISO 5219 1984: *Air distribution and air diffusion - Laboratory. Aerodynamic testing and rating of air terminal devices.*

A(m) distance between the diffusers
Vo (m/s) speed at the limit of the occupied zone
L (m) horizontal distance in metres from the centre of the diffuser
VL (m/s) maximum speed in the air stream



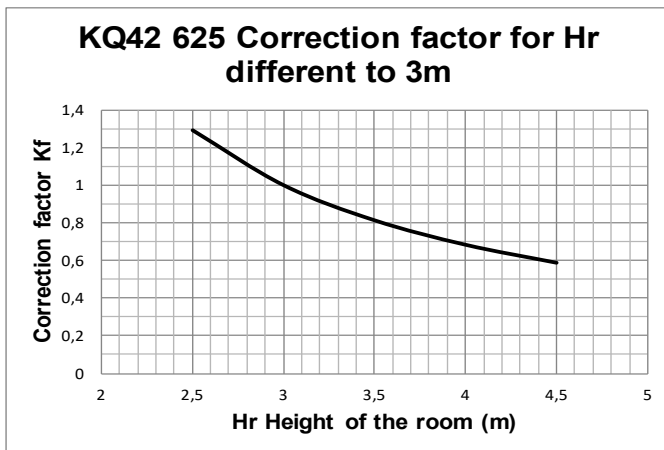
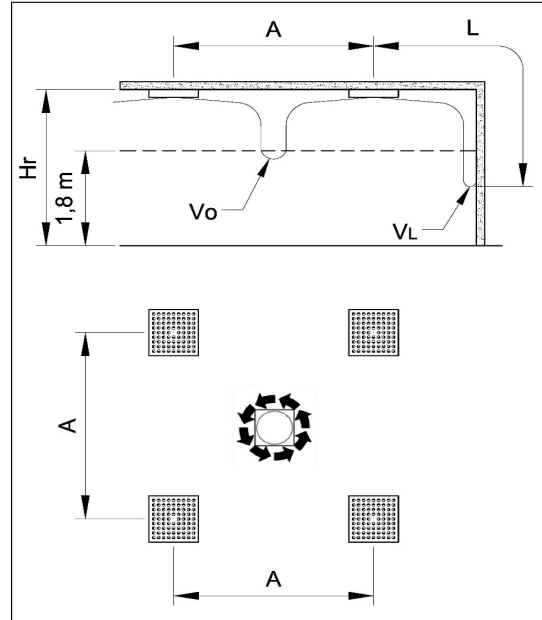
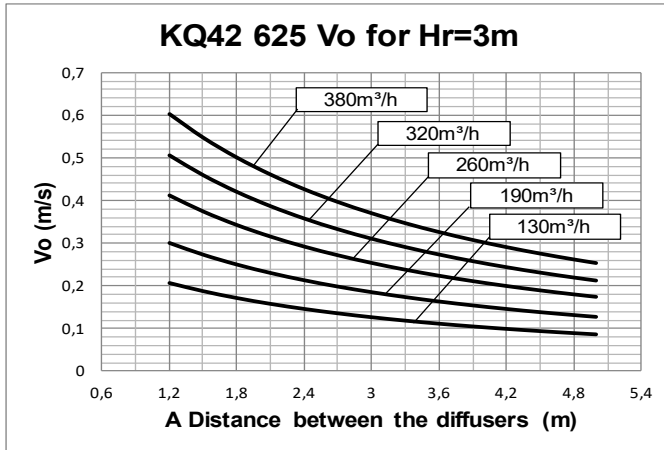
For Hr different from 3m:
 $V_o(h) = V_o \times K_f$



HIGH INDUCTION DIFFUSERS WITH VARIABLE GEOMETRY

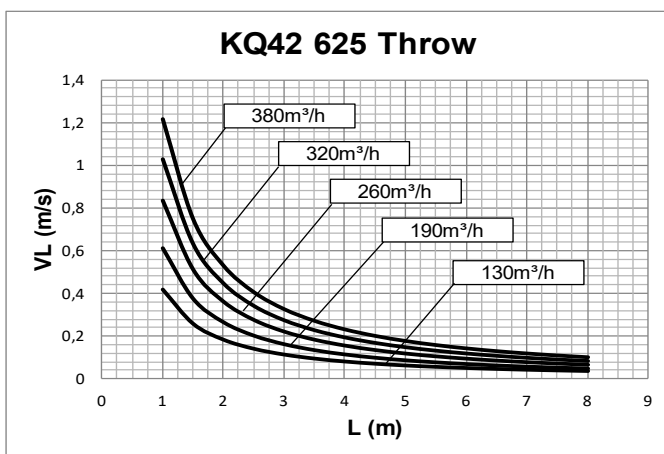
KQ-42
SERIES

PERFORMANCE KQ42-625
SPIRAL THROW




Data measured in isothermic conditions in accordance with international standards: ISO 5219 1984: Air distribution and air diffusion - Laboratory. Aerodynamic testing and rating of air terminal devices.

A(m) distance between thwe diffusers
Vo (m/s) speed at the limit of the occupied zone
L (m) horizontal distance in metres from the centre of the diffuser
VL (m/s) maximum speed in the air stream



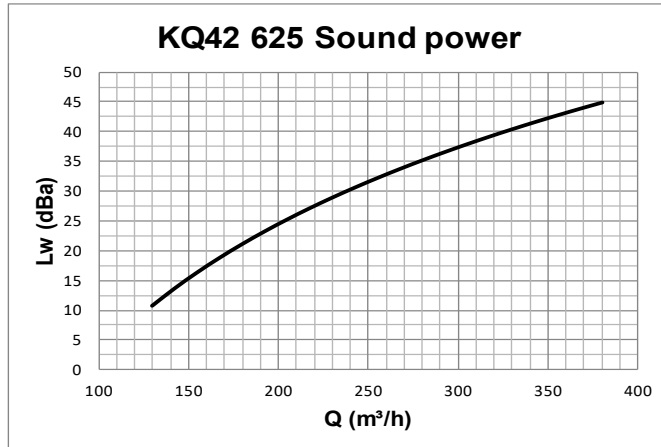
For Hr different from 3m:
 $V_o(h) = V_o \times K_f$



HIGH INDUCTION DIFFUSERS WITH VARIABLE GEOMETRY

KQ-42
SERIES

PERFORMANCE KQ42-625

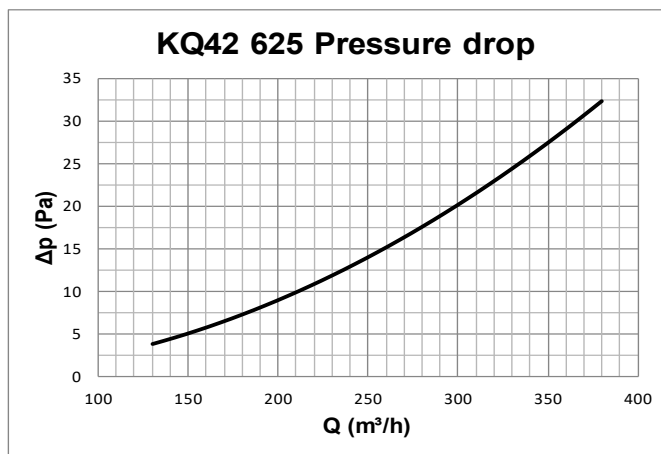


Data measured in reverberation room in accordance with international standards:

ISO 3741 1999: *Acoustic - determination of sound power levels of noise sources using sound pressure - Precision methods for reverberation rooms*


ISO 5135 1997: *Acoustic - determination of sound power levels of noise from air-terminal devices ; air terminal units; dampers and valves by measurement in a reverberation room.*

The data presented does not consider the attenuation given by the area of installation. This attenuation is normally between 6 and 10 dBA and is determined by the room size, the shape of the environment and the interior features.



Data measured in isothermic conditions in accordance with international standards:

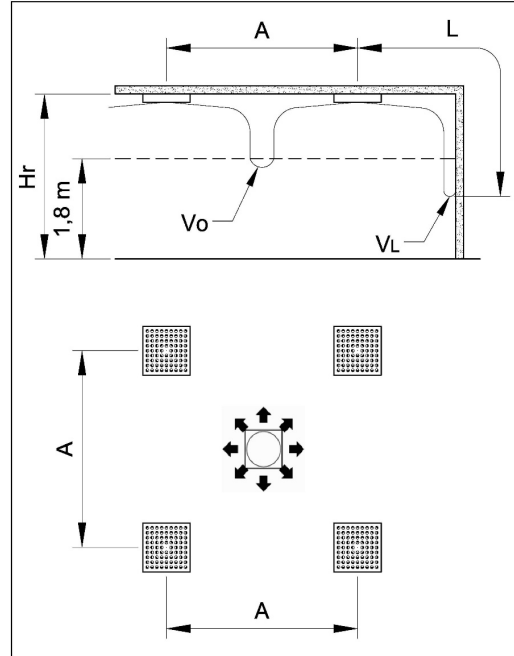

ISO 5219 1984: *Air distribution and air diffusion - Laboratory. Aerodynamic testing and rating of air terminal devices.*



HIGH INDUCTION DIFFUSERS WITH VARIABLE GEOMETRY

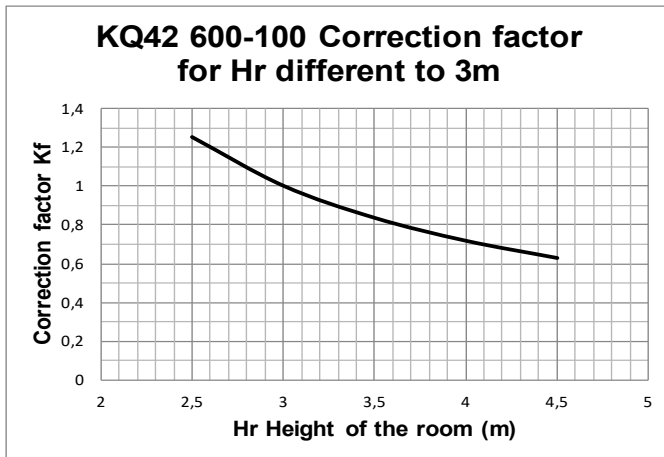
KQ-42
SERIES

PERFORMANCE KQ42-600-100
MULTIDIRECTIONAL THROW

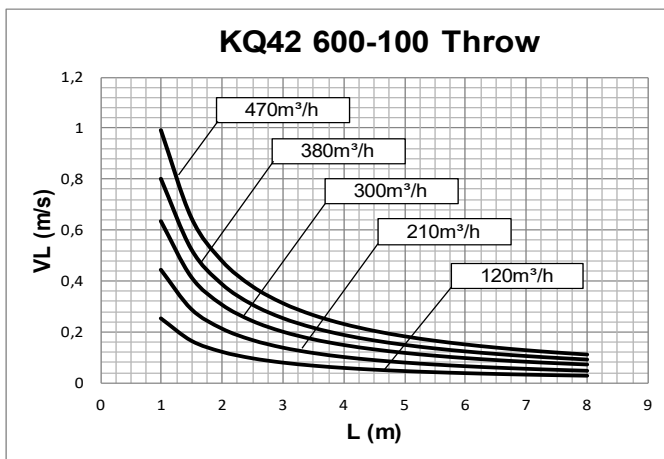



accordance with international standards:
ISO 5219 1984: *Air distribution and air diffusion - Laboratory. Aerodynamic testing and rating of air terminal devices.*

A(m) distance between the diffusers
Vo (m/s) speed at the limit of the occupied zone
L (m) horizontal distance in metres from the centre of the diffuser
VL (m/s) maximum speed in the air stream



For Hr different from 3m:
 $V_o(h) = V_o \times K_f$

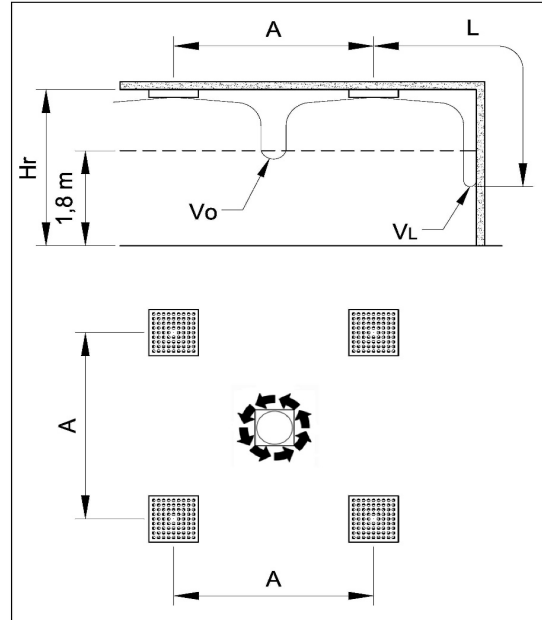
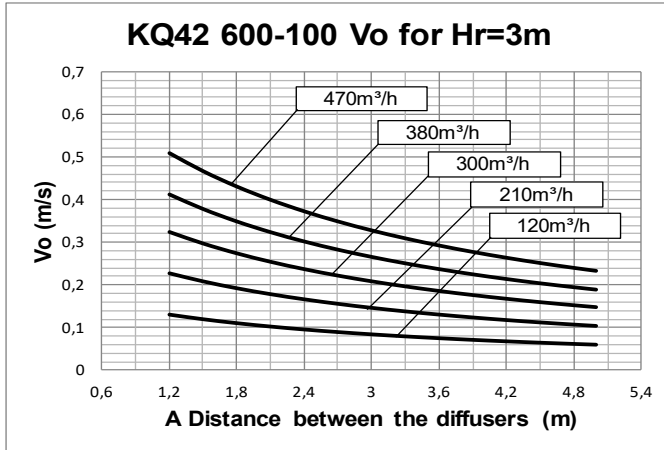




HIGH INDUCTION DIFFUSERS WITH VARIABLE GEOMETRY

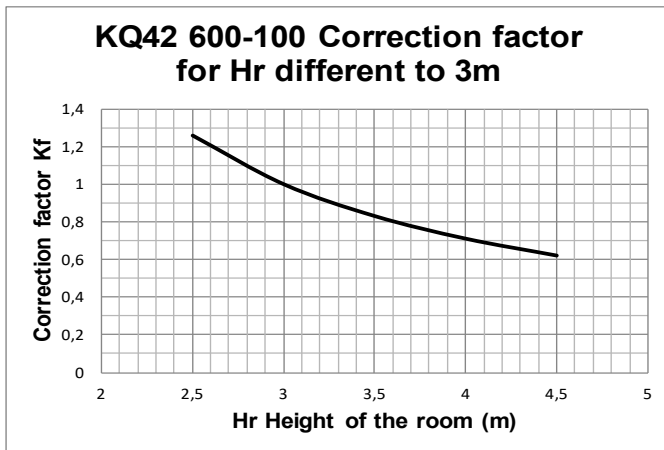
KQ-42
SERIES

PERFORMANCE KQ42-600-100
SPIRAL THROW

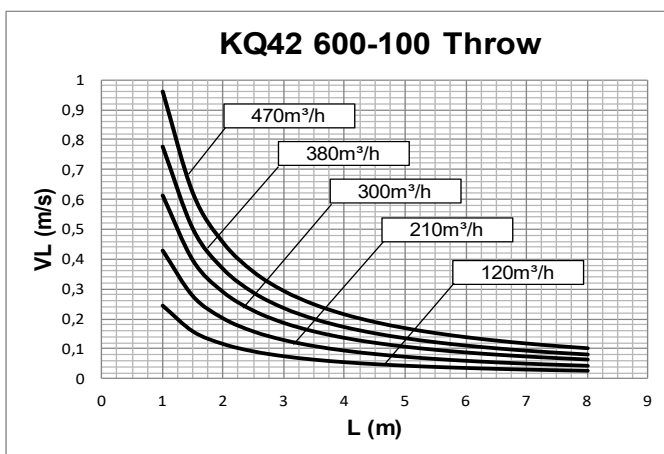


Data measured in isothermic conditions in accordance with international standards: ISO 5219 1984: Air distribution and air diffusion - Laboratory. Aerodynamic testing and rating of air terminal devices.

A(m) distance between thwe diffusers
Vo (m/s) speed at the limit of the occupied zone
L (m) horizontal distance in metres from the centre of the diffuser
VL (m/s) maximum speed in the air stream



For Hr different from 3m:
 $V_o(h) = V_o \times K_f$

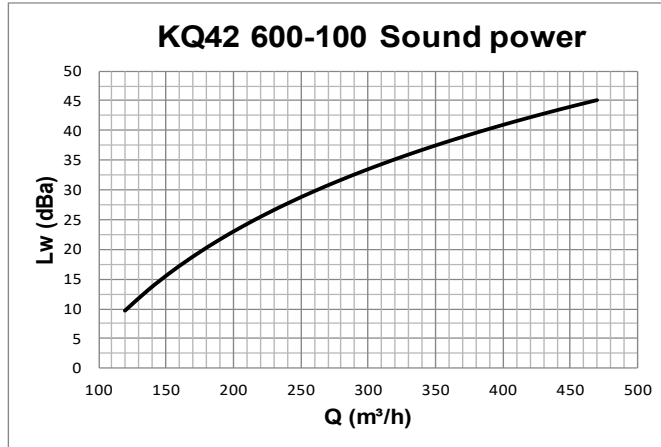




HIGH INDUCTION DIFFUSERS WITH VARIABLE GEOMETRY

PERFORMANCE KQ42-600-100

KQ-42
SERIES

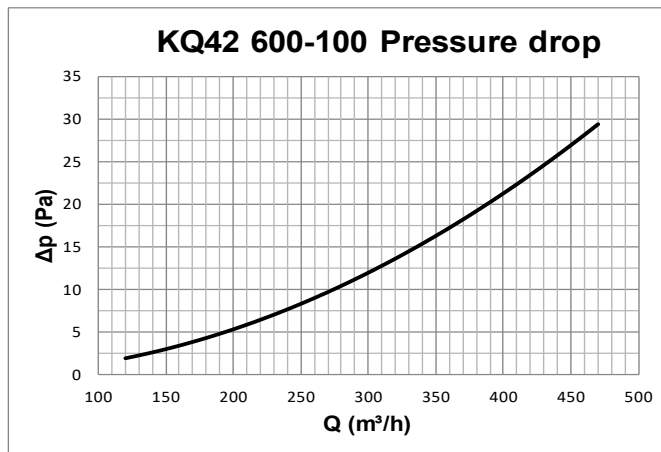


Data measured in reverberation room in accordance with international standards:

ISO 3741 1999: *Acoustic - determination of sound power levels of noise sources using sound pressure - Precision methods for reverberation rooms*


ISO 5135 1997: *Acoustic - determination of sound power levels of noise from air-terminal devices ; air terminal units; dampers and valves by measurement in a reverberation room.*

The data presented does not consider the attenuation given by the area of installation. This attenuation is normally between 6 and 10 dBA and is determined by the room size, the shape of the environment and the interior features.



Data measured in isothermic conditions in accordance with international standards:

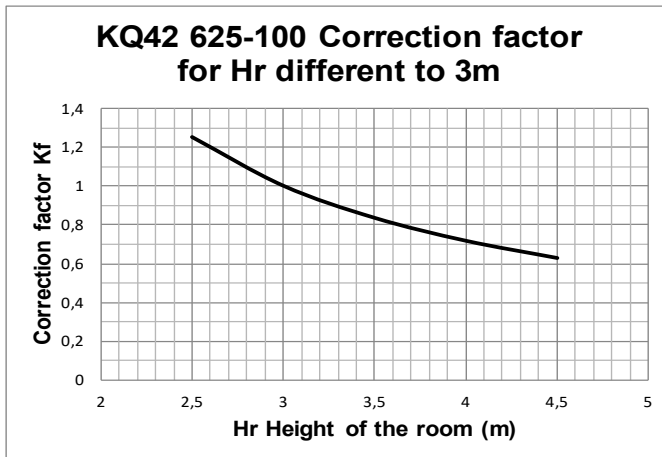
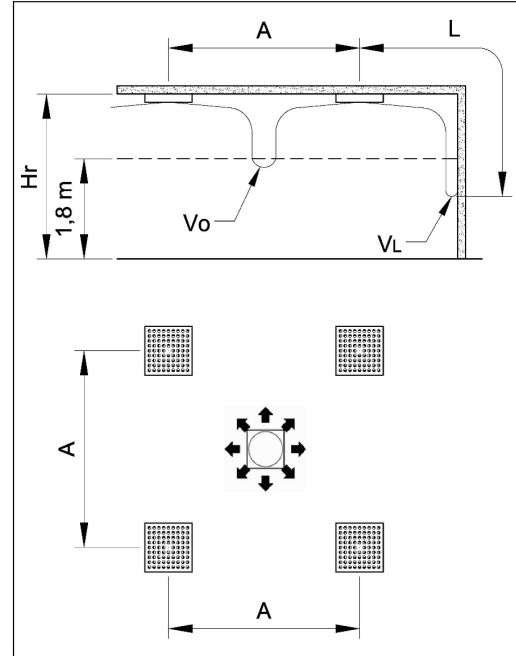

ISO 5219 1984: *Air distribution and air diffusion - Laboratory. Aerodynamic testing and rating of air terminal devices.*



HIGH INDUCTION DIFFUSERS WITH VARIABLE GEOMETRY

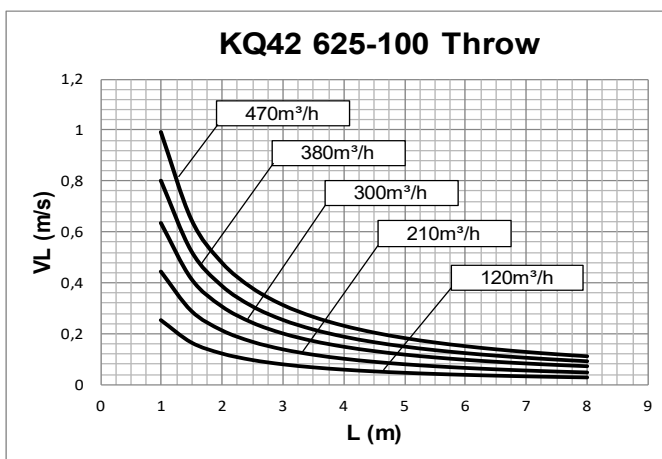
KQ-42
SERIES

PERFORMANCE KQ42-625-100
MULTIDIRECTIONAL THROW



accordance with international standards:
ISO 5219 1984: *Air distribution and air diffusion - Laboratory. Aerodynamic testing and rating of air terminal devices.*

A (m) distance between the diffusers
Vo (m/s) speed at the limit of the occupied zone
L (m) horizontal distance in metres from the centre of the diffuser
VL (m/s) maximum speed in the air stream



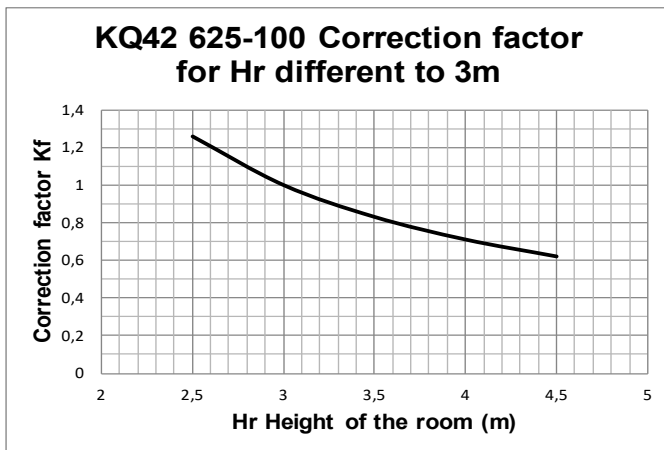
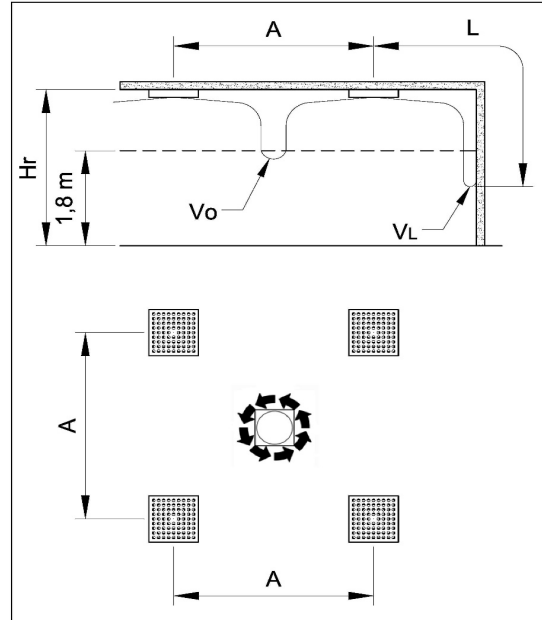

For Hr different from 3m:
 $V_o(h) = V_o \times K_f$



HIGH INDUCTION DIFFUSERS WITH VARIABLE GEOMETRY

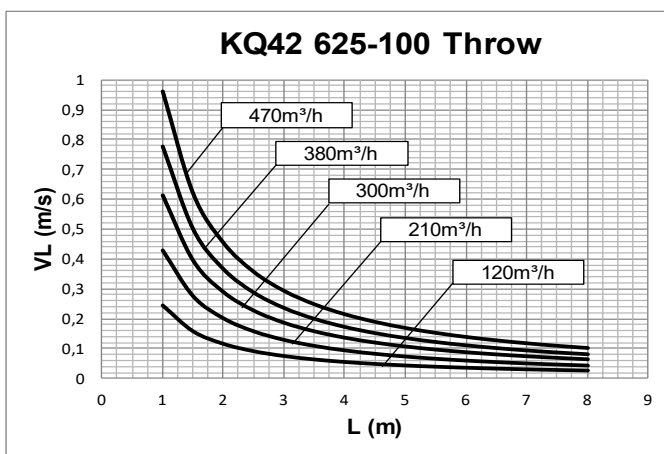
KQ-42
SERIES

PERFORMANCE KQ42-625-100
SPIRAL THROW




Data measured in isothermic conditions in accordance with international standards: ISO 5219 1984: Air distribution and air diffusion - Laboratory. Aerodynamic testing and rating of air terminal devices.

A(m) distance between thwe diffusers
Vo (m/s) speed at the limit of the occupied zone
L (m) horizontal distance in metres from the centre of the diffuser
VL (m/s) maximum speed in the air stream



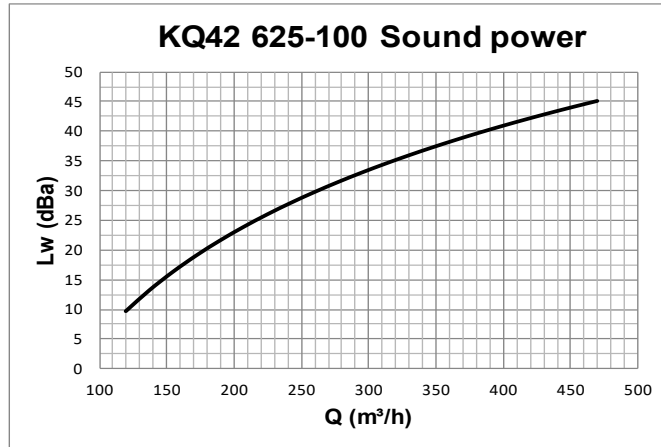
For Hr different from 3m:
 $Vo(h) = Vo \times Kf$



HIGH INDUCTION DIFFUSERS WITH VARIABLE GEOMETRY

KQ-42
SERIES

PERFORMANCE KQ42-625-100

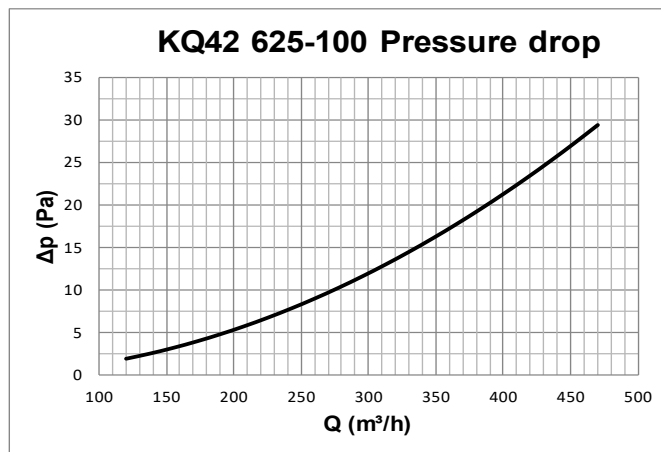


Data measured in reverberation room in accordance with international standards:

ISO 3741 1999: *Acoustic - determination of sound power levels of noise sources using sound pressure - Precision methods for reverberation rooms*

ISO 5135 1997: *Acoustic - determination of sound power levels of noise from air-terminal devices ; air terminal units; dampers and valves by measurement in a reverberation room.*

The data presented does not consider the attenuation given by the area of installation. This attenuation is normally between 6 and 10 dBa and is determined by the room size, the shape of the environment and the interior features.



Data measured in isothermic conditions in accordance with international standards:

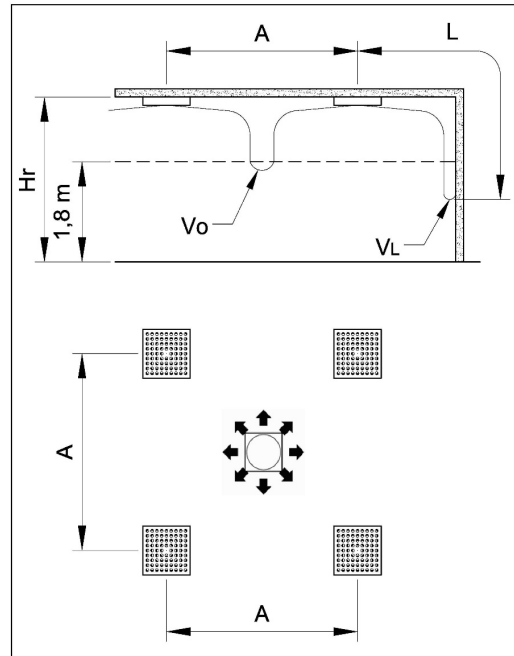
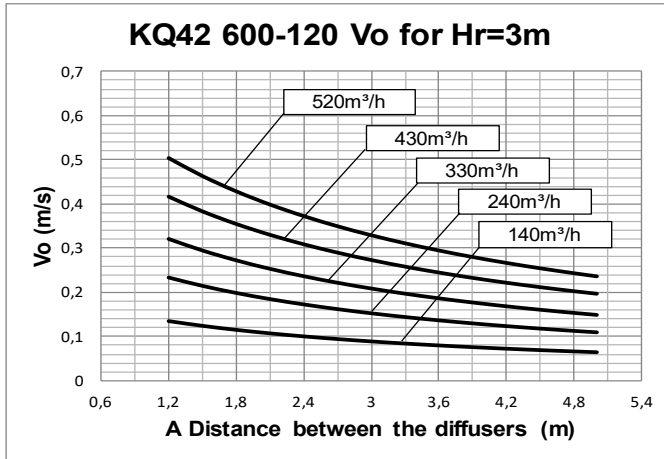
ISO 5219 1984: *Air distribution and air diffusion - Laboratory. Aerodynamic testing and rating of air terminal devices.*



HIGH INDUCTION DIFFUSERS WITH VARIABLE GEOMETRY

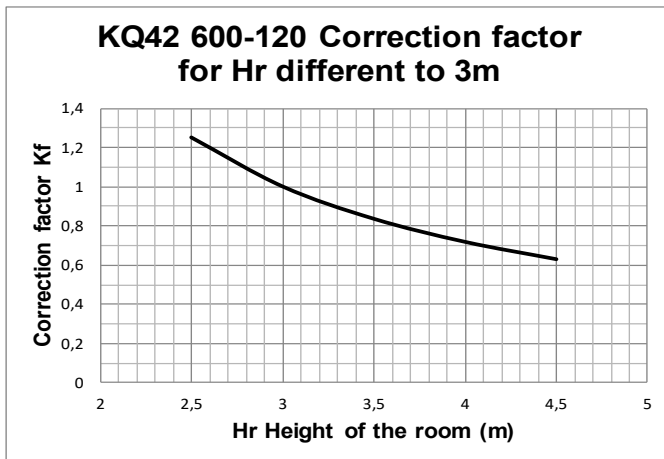
KQ-42
SERIES

PERFORMANCE KQ42-600-120
MULTIDIRECTIONAL THROW

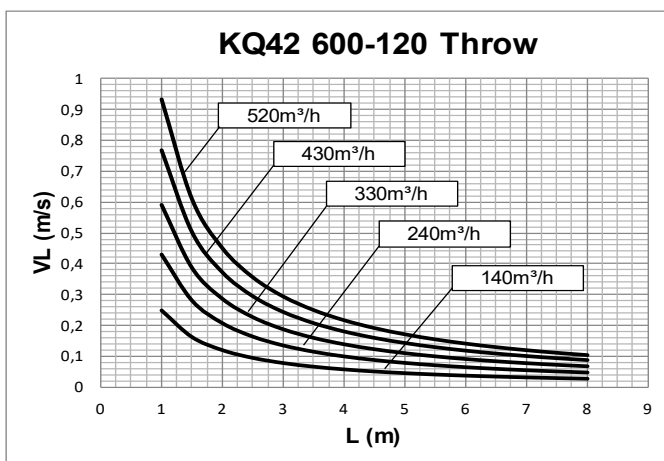



accordance with international standards:
ISO 5219 1984: *Air distribution and air diffusion - Laboratory. Aerodynamic testing and rating of air terminal devices.*

A(m) distance between the diffusers
Vo (m/s) speed at the limit of the occupied zone
L (m) horizontal distance in metres from the centre of the diffuser
VL (m/s) maximum speed in the air stream



For Hr different from 3m:
 $Vo(h) = Vo \times Kf$

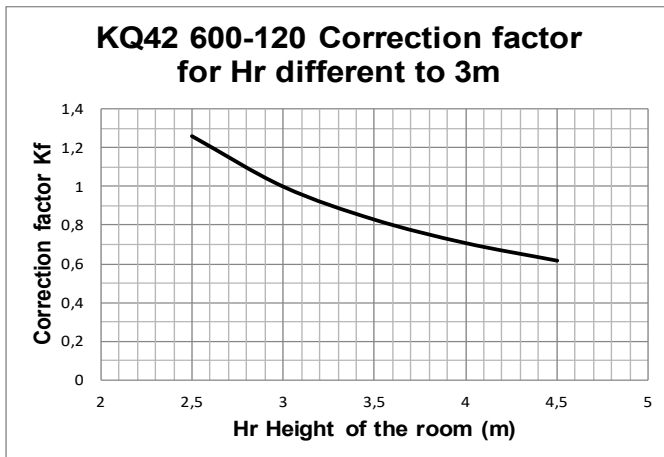
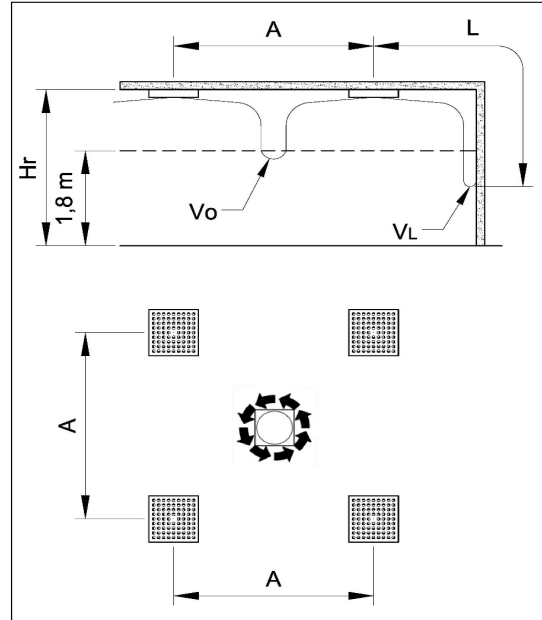





HIGH INDUCTION DIFFUSERS WITH VARIABLE GEOMETRY

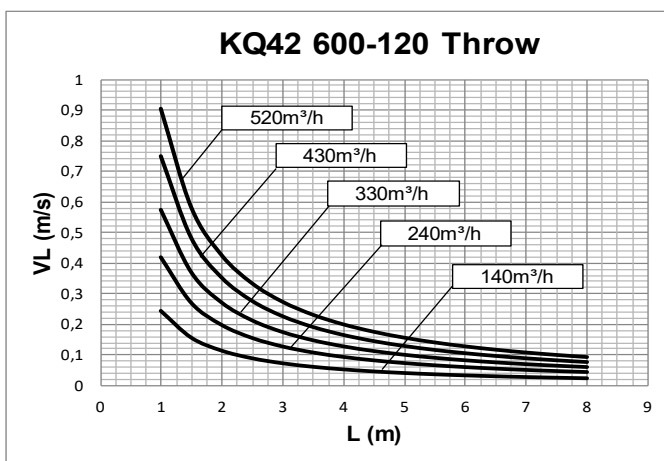
KQ-42
SERIES

PERFORMANCE KQ42-600-120
SPIRAL THROW




Data measured in isothermic conditions in accordance with international standards: ISO 5219 1984: Air distribution and air diffusion - Laboratory. Aerodynamic testing and rating of air terminal devices.

A(m) distance between thwe diffusers
Vo (m/s) speed at the limit of the occupied zone
L (m) horizontal distance in metres from the centre of the diffuser
VL (m/s) maximum speed in the air stream



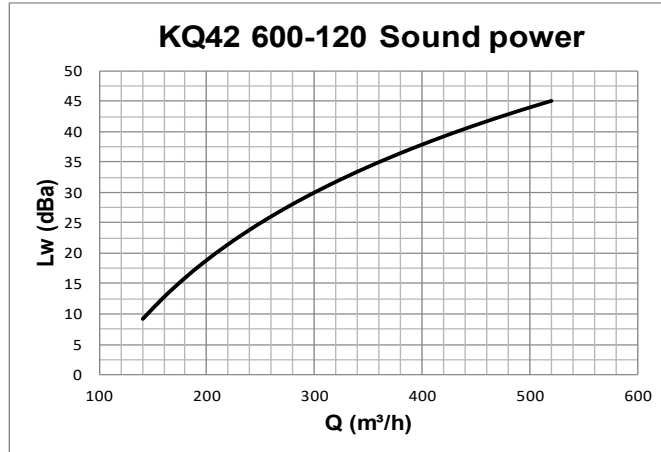
For Hr different from 3m:
 $V_o(h) = V_o \times K_f$



HIGH INDUCTION DIFFUSERS WITH VARIABLE GEOMETRY

KQ-42
SERIES

PERFORMANCE KQ42-600-120

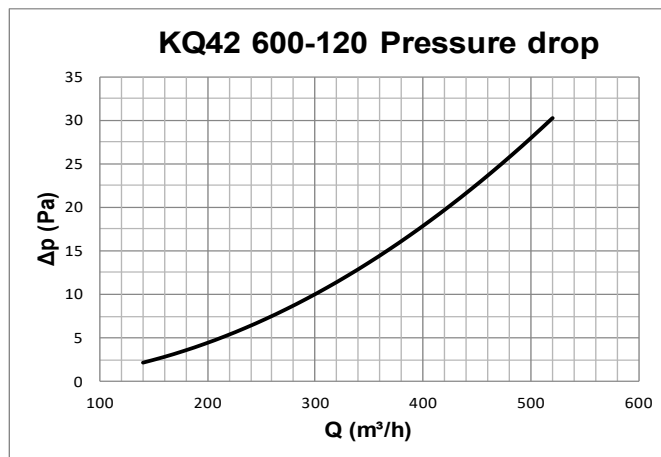


Data measured in reverberation room in accordance with international standards:

ISO 3741 1999: *Acoustic - determination of sound power levels of noise sources using sound pressure - Precision methods for reverberation rooms*


ISO 5135 1997: *Acoustic - determination of sound power levels of noise from air-terminal devices ; air terminal units; dampers and valves by measurement in a reverberation room.*

The data presented does not consider the attenuation given by the area of installation. This attenuation is normally between 6 and 10 dBA and is determined by the room size, the shape of the environment and the interior features.



Data measured in isothermic conditions in accordance with international standards:

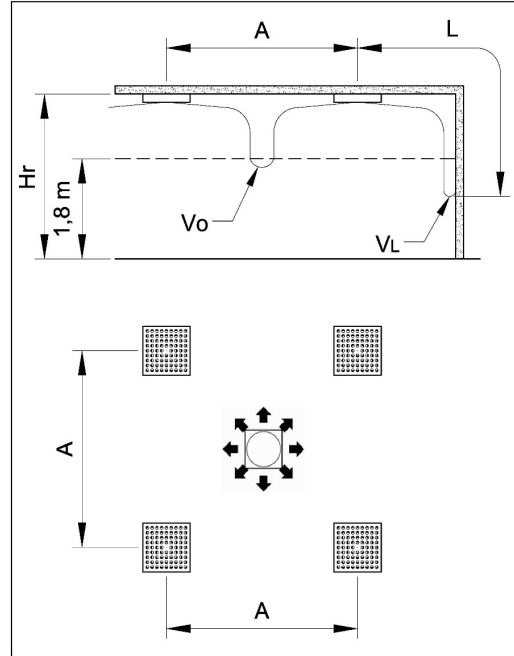

ISO 5219 1984: *Air distribution and air diffusion - Laboratory. Aerodynamic testing and rating of air terminal devices.*



HIGH INDUCTION DIFFUSERS WITH VARIABLE GEOMETRY

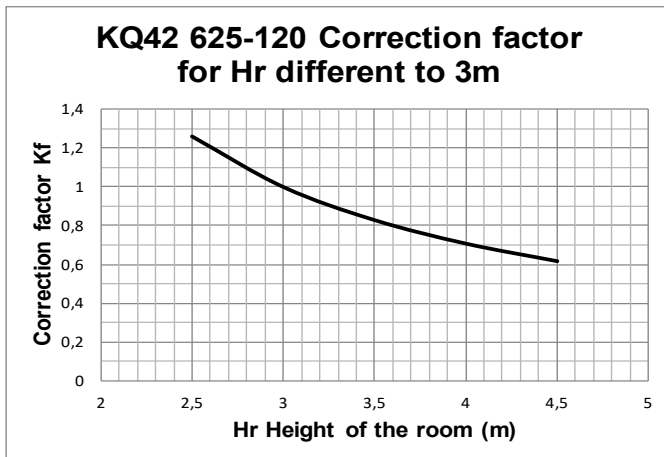
KQ-42
SERIES

PERFORMANCE KQ42-625-120
MULTIDIRECTIONAL THROW

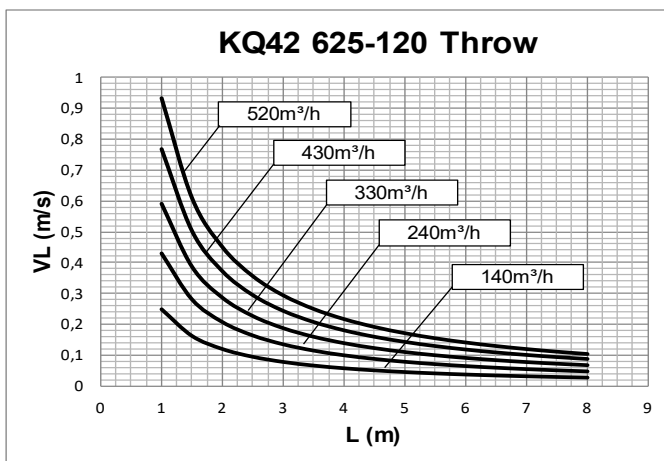


accordance with international standards:
ISO 5219 1984: *Air distribution and air diffusion -
Laboratory. Aerodynamic testing and rating of air terminal
devices.*

A(m) distance between thwe diffusers
Vo (m/s) speed at the limit of the occupied zone
L (m) horizontal distance in metres from the centre
of the diffuser
VL (m/s) maximum speed in the air stream



For Hr different from 3m:
 $Vo(h) = Vo \times Kf$

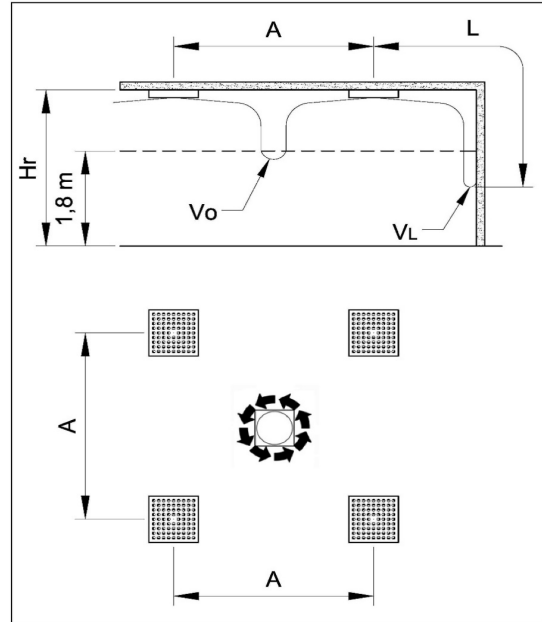





HIGH INDUCTION DIFFUSERS WITH VARIABLE GEOMETRY

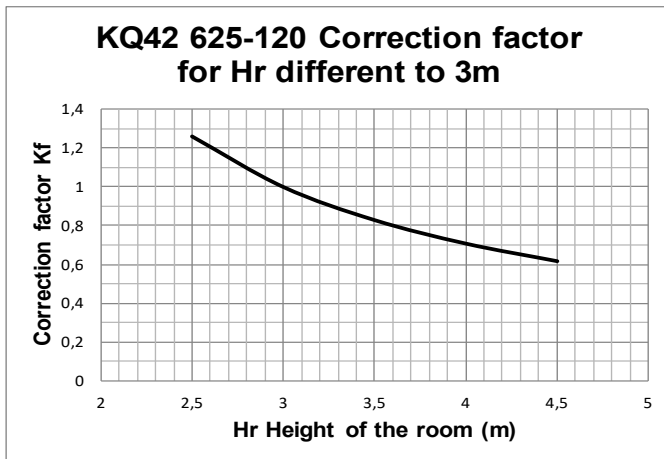
KQ-42
SERIES

PERFORMANCE KQ42-625-120
SPIRAL THROW

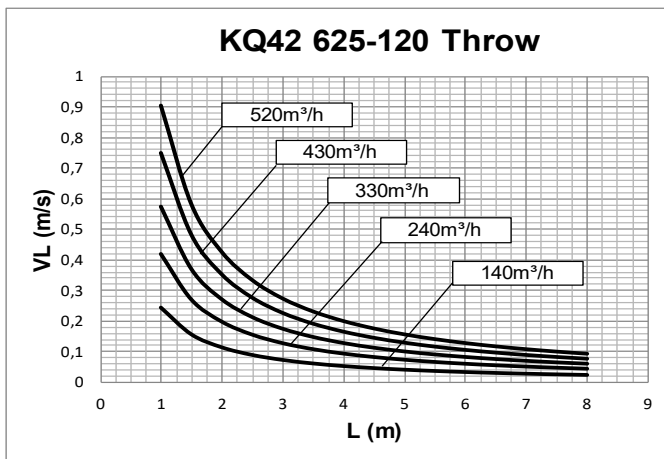



Data measured in isothermic conditions in accordance with international standards: ISO 5219 1984: Air distribution and air diffusion - Laboratory. Aerodynamic testing and rating of air terminal devices.

A(m) distance between thwe diffusers
Vo (m/s) speed at the limit of the occupied zone
L (m) horizontal distance in metres from the centre of the diffuser
VL (m/s) maximum speed in the air stream



For Hr different from 3m:
 $Vo(h) = Vo \times Kf$

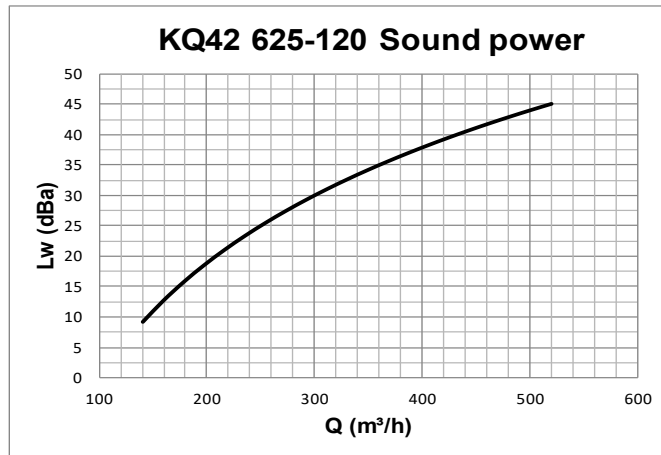




HIGH INDUCTION DIFFUSERS WITH VARIABLE GEOMETRY

KQ-42
SERIES

PERFORMANCE KQ42-625-120

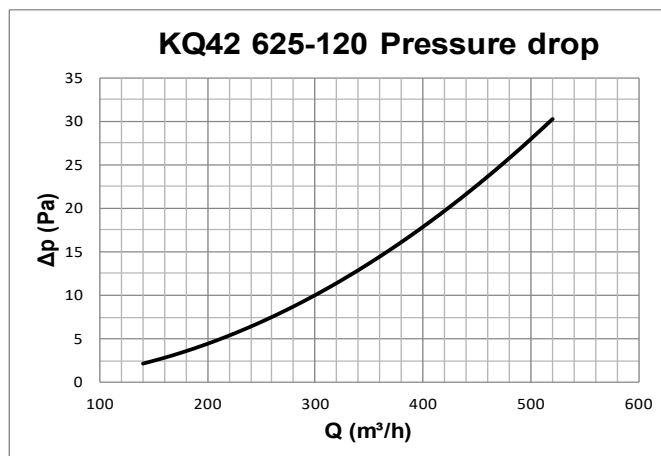


Data measured in reverberation room in accordance with international standards:

ISO 3741 1999: *Acoustic - determination of sound power levels of noise sources using sound pressure - Precision methods for reverberation rooms*

ISO 5135 1997: *Acoustic - determination of sound power levels of noise from air-terminal devices ; air terminal units; dampers and valves by measurement in a reverberation room.*

The data presented does not consider the attenuation given by the area of installation. This attenuation is normally between 6 and 10 dBA and is determined by the room size, the shape of the environment and the interior features.



Data measured in isothermic conditions in accordance with international standards:

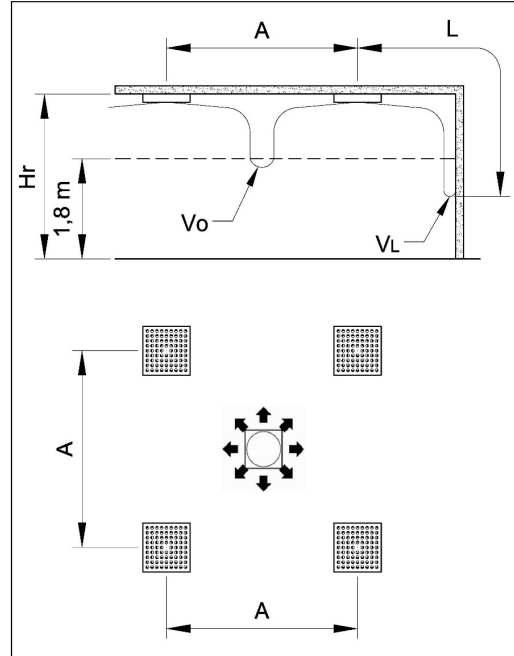

ISO 5219 1984: *Air distribution and air diffusion - Laboratory. Aerodynamic testing and rating of air terminal devices.*



HIGH INDUCTION DIFFUSERS WITH VARIABLE GEOMETRY

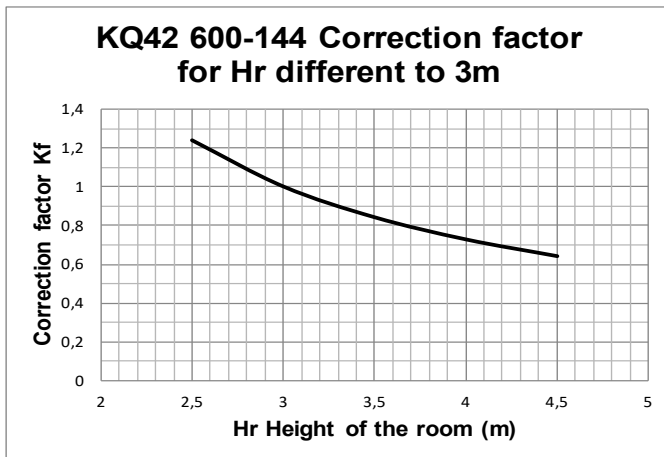
KQ-42
SERIES

PERFORMANCE KQ42-600-144
MULTIDIRECTIONAL THROW

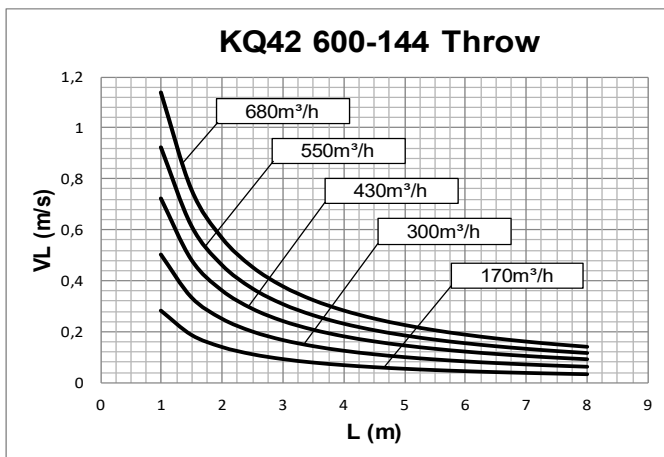



accordance with international standards:
ISO 5219 1984: *Air distribution and air diffusion - Laboratory. Aerodynamic testing and rating of air terminal devices.*

A(m) distance between the diffusers
Vo (m/s) speed at the limit of the occupied zone
L (m) horizontal distance in metres from the centre of the diffuser
VL (m/s) maximum speed in the air stream



For Hr different from 3m:
 $V_o(h) = V_o \times K_f$

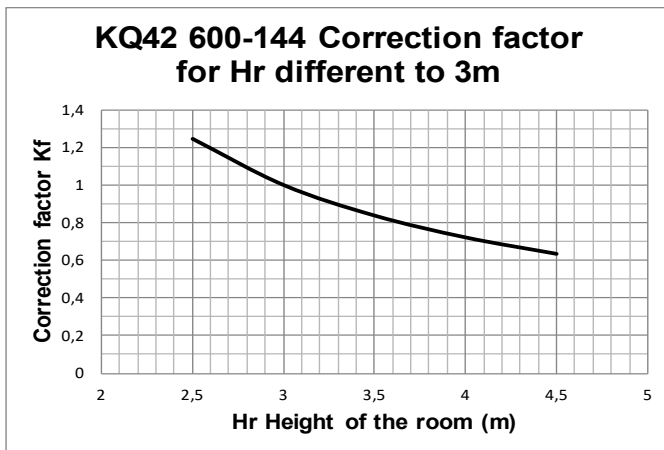
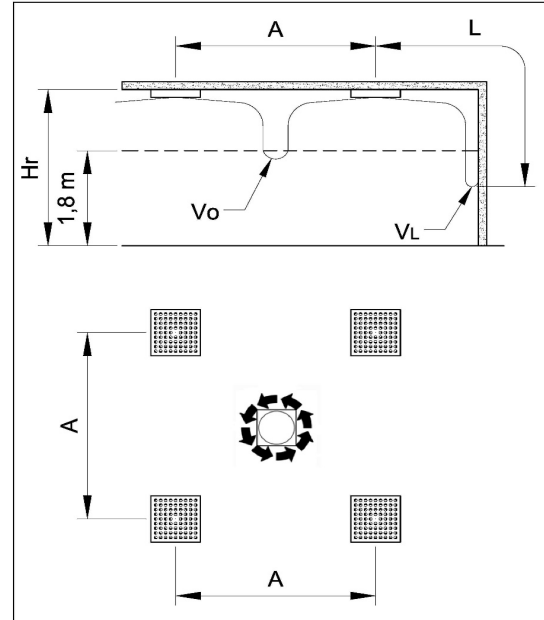
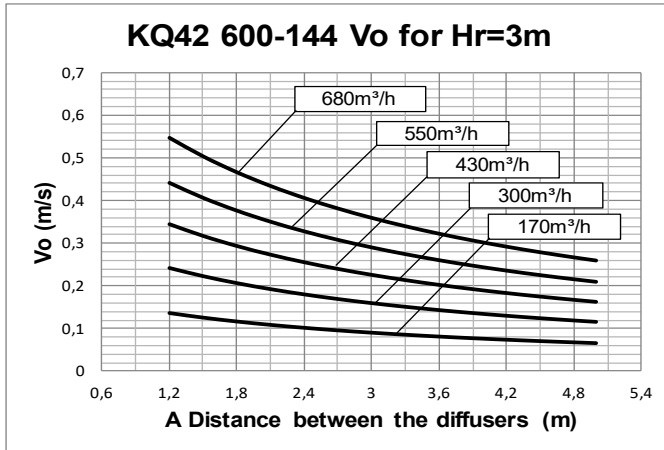




HIGH INDUCTION DIFFUSERS WITH VARIABLE GEOMETRY

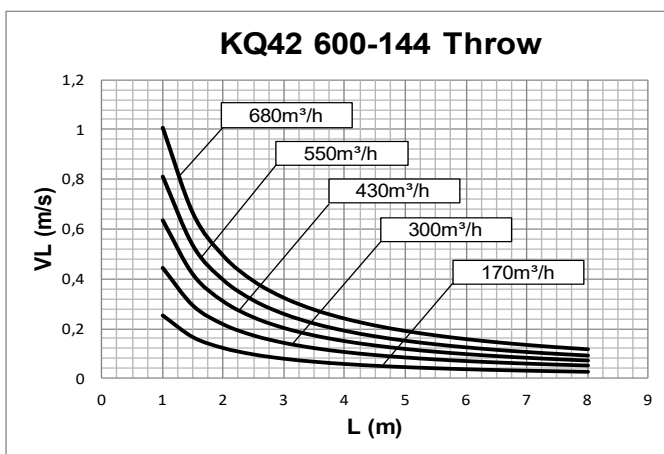
KQ-42
SERIES

PERFORMANCE KQ42-600-144
SPIRAL THROW



Data measured in isothermic conditions in accordance with international standards: ISO 5219 1984: Air distribution and air diffusion - Laboratory. Aerodynamic testing and rating of air terminal devices.

A(m) distance between thwe diffusers
Vo (m/s) speed at the limit of the occupied zone
L (m) horizontal distance in metres from the centre of the diffuser
VL (m/s) maximum speed in the air stream



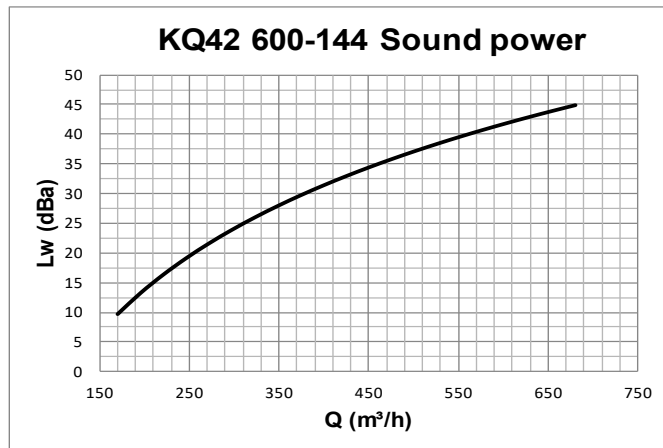
For Hr different from 3m:
 $Vo(h) = Vo \times Kf$



HIGH INDUCTION DIFFUSERS WITH VARIABLE GEOMETRY

PERFORMANCE KQ42-600-144

KQ-42
SERIES

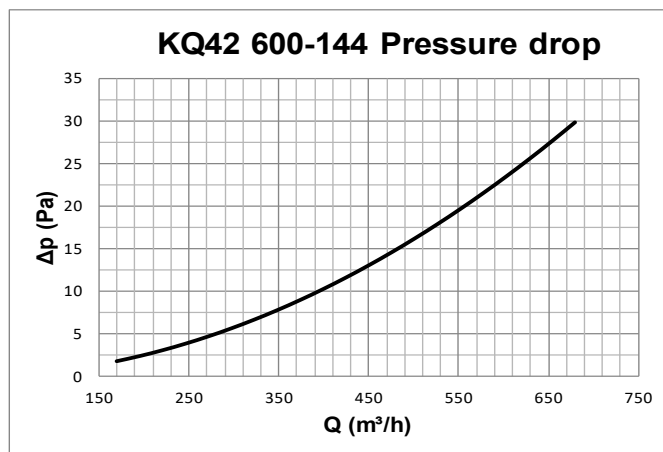


Data measured in reverberation room in accordance with international standards:

ISO 3741 1999: *Acoustic - determination of sound power levels of noise sources using sound pressure - Precision methods for reverberation rooms*

ISO 5135 1997: *Acoustic - determination of sound power levels of noise from air-terminal devices ; air terminal units; dampers and valves by measurement in a reverberation room.*

The data presented does not consider the attenuation given by the area of installation. This attenuation is normally between 6 and 10 dBA and is determined by the room size, the shape of the environment and the interior features.



Data measured in isothermic conditions in accordance with international standards:

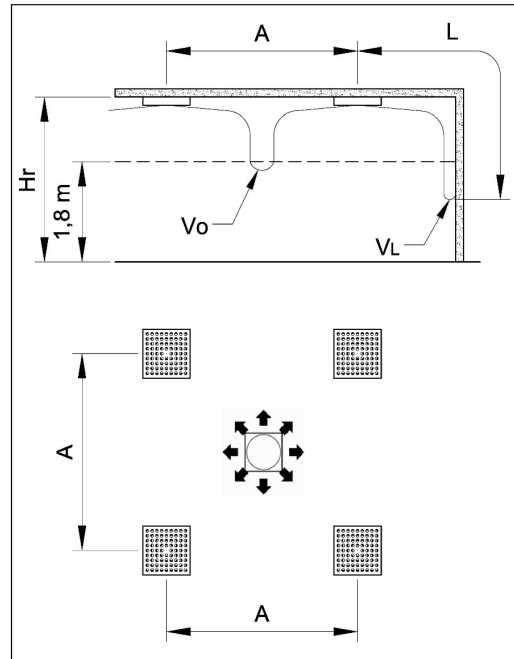

ISO 5219 1984: *Air distribution and air diffusion - Laboratory. Aerodynamic testing and rating of air terminal devices.*



HIGH INDUCTION DIFFUSERS WITH VARIABLE GEOMETRY

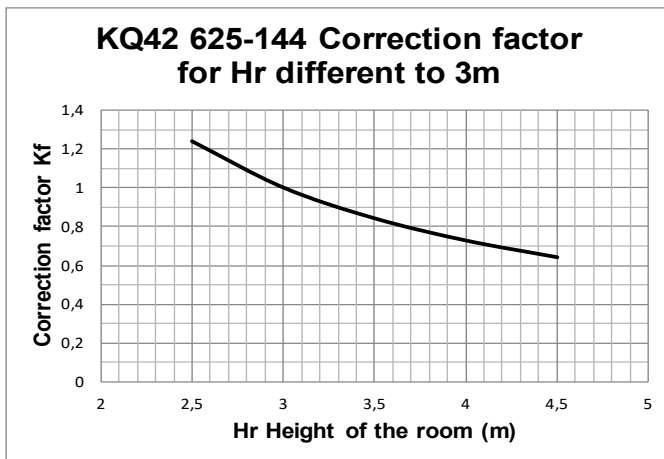
KQ-42
SERIES

PERFORMANCE KQ42-625-144
MULTIDIRECTIONAL THROW

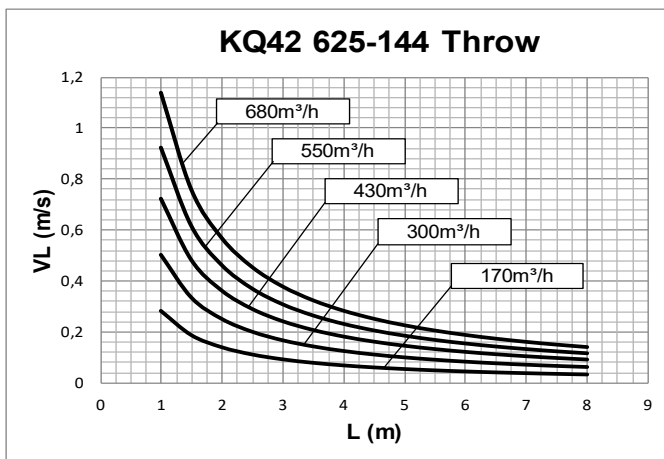


accordance with international standards:
ISO 5219 1984: *Air distribution and air diffusion - Laboratory. Aerodynamic testing and rating of air terminal devices.*

A(m) distance between thwe diffusers
Vo (m/s) speed at the limit of the occupied zone
L (m) horizontal distance in metres from the centre of the diffuser
VL (m/s) maximum speed in the air stream



For Hr different from 3m:
 $Vo(h) = Vo \times Kf$

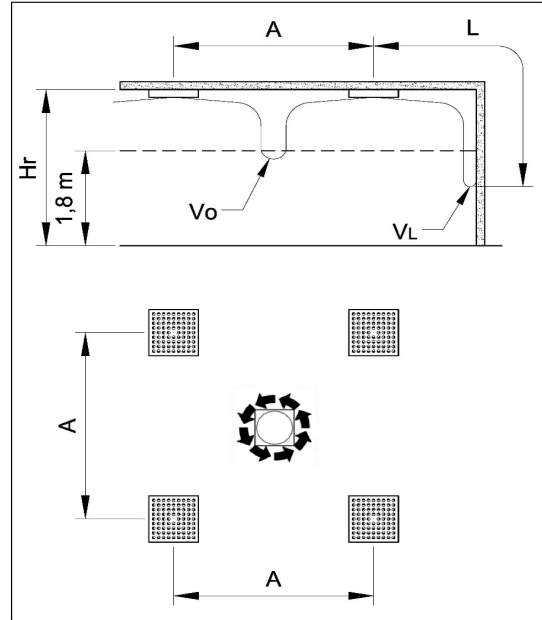
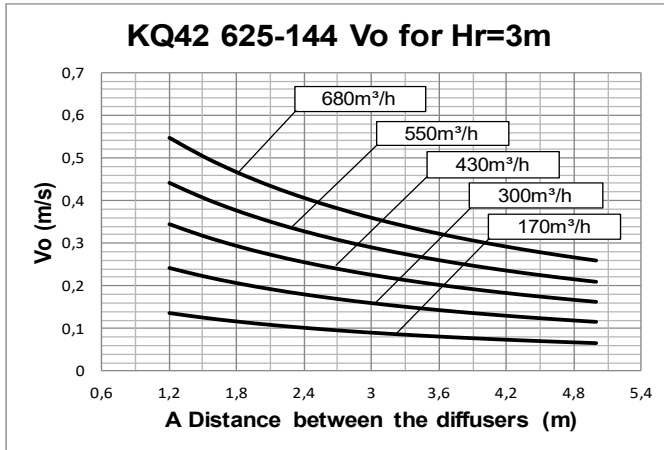




HIGH INDUCTION DIFFUSERS WITH VARIABLE GEOMETRY

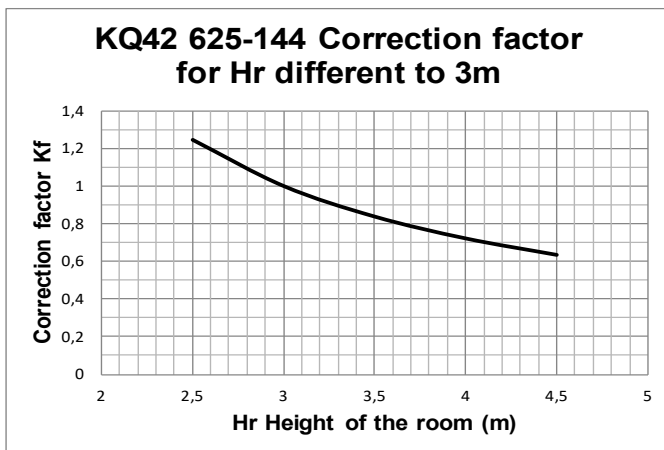
KQ-42
SERIES

PERFORMANCE KQ42-625-144
SPIRAL THROW

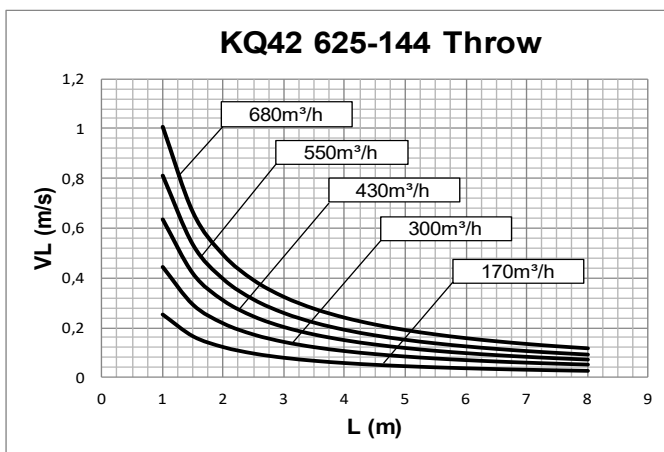



Data measured in isothermic conditions in accordance with international standards: ISO 5219 1984: Air distribution and air diffusion - Laboratory. Aerodynamic testing and rating of air terminal devices.

A(m) distance between thwe diffusers
Vo (m/s) speed at the limit of the occupied zone
L (m) horizontal distance in metres from the centre of the diffuser
VL (m/s) maximum speed in the air stream



For Hr different from 3m:
 $Vo(h) = Vo \times Kf$

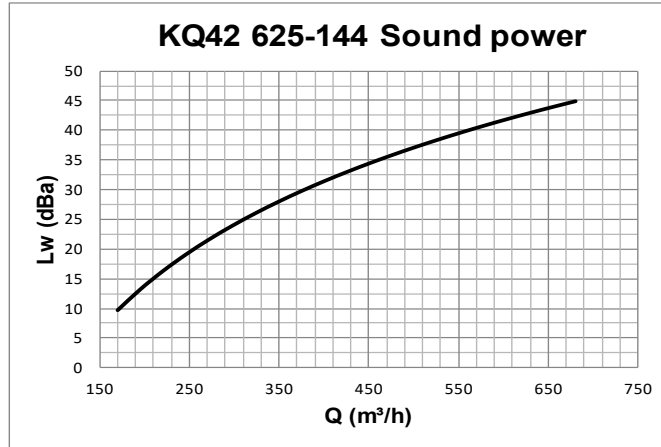




HIGH INDUCTION DIFFUSERS WITH VARIABLE GEOMETRY

PERFORMANCE KQ42-625-144

KQ-42
SERIES

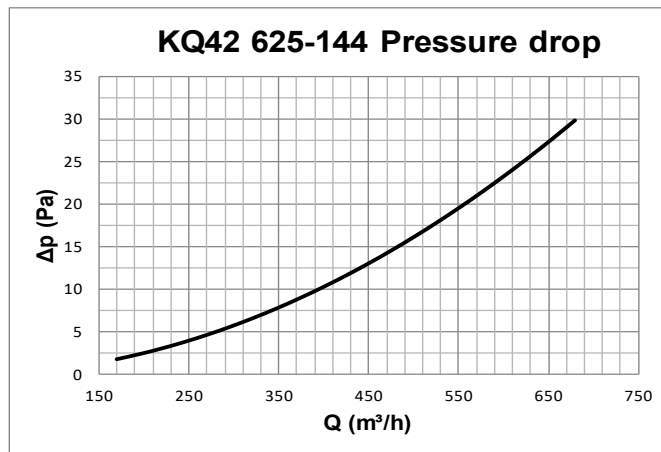


Data measured in reverberation room in accordance with international standards:

ISO 3741 1999: *Acoustic - determination of sound power levels of noise sources using sound pressure - Precision methods for reverberation rooms*


ISO 5135 1997: *Acoustic - determination of sound power levels of noise from air-terminal devices ; air terminal units; dampers and valves by measurement in a reverberation room.*

The data presented does not consider the attenuation given by the area of installation. This attenuation is normally between 6 and 10 dBA and is determined by the room size, the shape of the environment and the interior features.



Data measured in isothermic conditions in accordance with international standards:

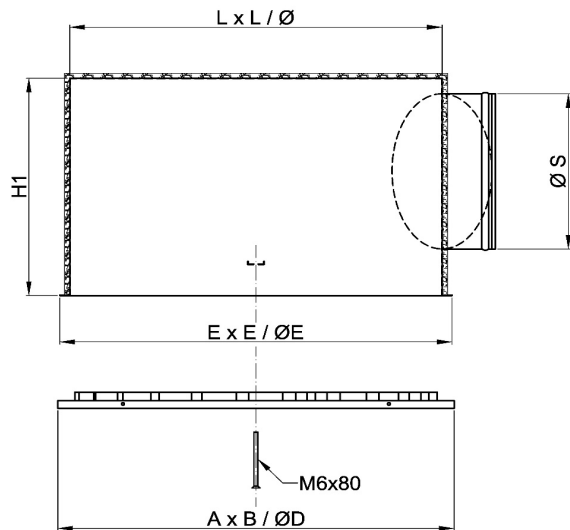
ISO 5219 1984: *Air distribution and air diffusion - Laboratory. Aerodynamic testing and rating of air terminal devices.*



HIGH INDUCTION DIFFUSERS WITH VARIABLE GEOMETRY

PP80
PP81

PLENUM IN SEEL SHEET



PLENUM PP80

Made of galvanized sheet steel.

Lateral connection.

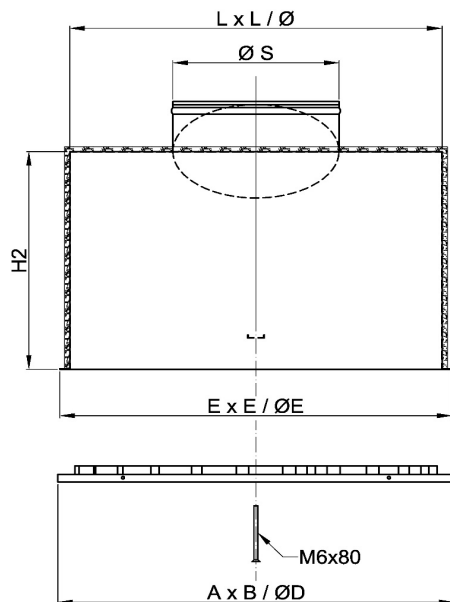
Mounting bridge for mounting diffuser with central screw.

Complete with hooks for ceiling suspension.

optionals:

polyethylene insulation;

equalizer steel mesh;



PLENUM PP81

Made of galvanized sheet steel.

Rear connection.

Mounting bridge for mounting diffuser with central screw.

Complete with hooks for ceiling suspension.

optionals:

polyethylene insulation;

equalizer steel mesh;

control damper into the fitting.

| Nominal size of the diffuser | AxB ØD | L x L Ø | E x E ØE | H1 | H2 | N° connec- tions | S | Connection and damper material |
|------------------------------|-----------|------------|-------------|-----|-----|------------------------|-----|-----------------------------------|
| 300 | 296 | 260 | 290 | 250 | 150 | 1 | 123 | ABS (*) |
| 400 | 396 | 360 | 390 | 350 | 200 | 1 | 195 | ABS (*) |
| 500 | 496 | 460 | 490 | 350 | 200 | 1 | 195 | ABS (*) |
| 600 | 596 | 560 | 590 | 350 | 200 | 1 | 245 | ABS (*) |
| 625 | 621 | 585 | 615 | 350 | 200 | 1 | 245 | ABS (*) |
| 800 | 796 | 760 | 790 | 400 | 250 | 1 | 296 | steel |
| 825 | 821 | 785 | 815 | 400 | 250 | 1 | 296 | steel |

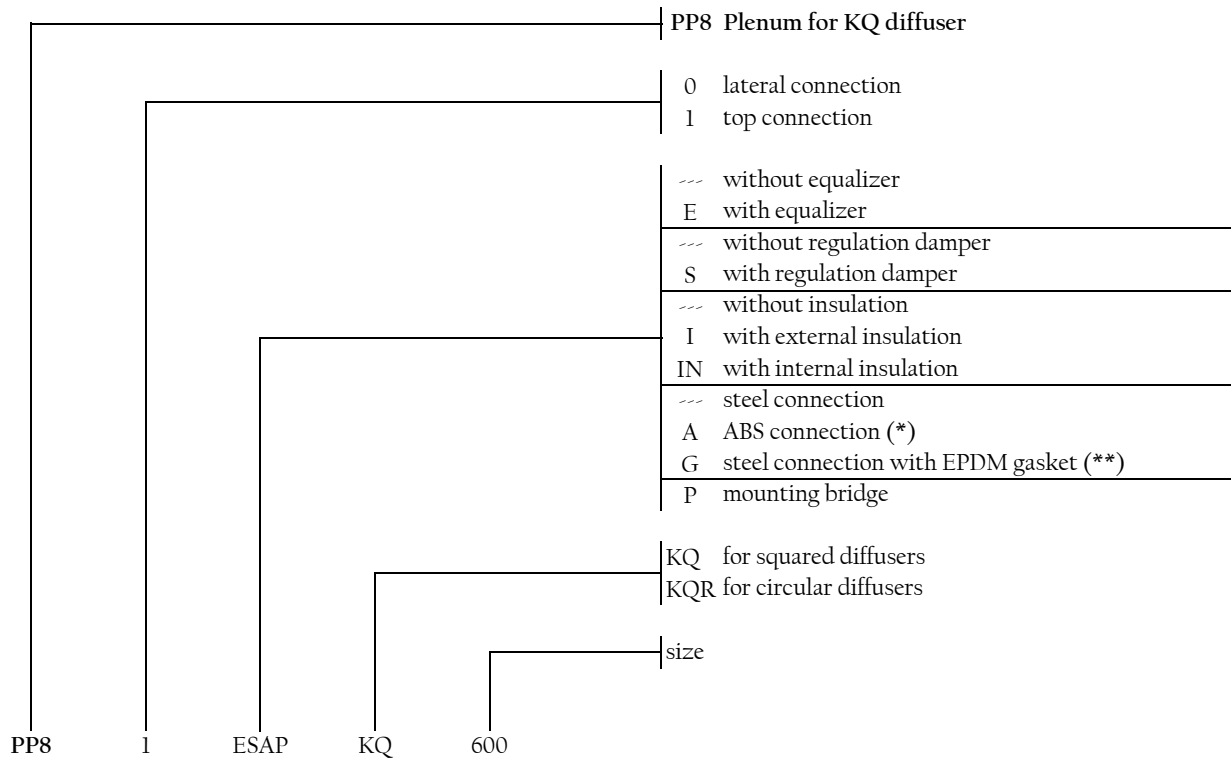
(*) Steel on request



HIGH INDUCTION DIFFUSERS WITH VARIABLE GEOMETRY

PP80
PP81

PLENUM IN SEEL SHEET



(*) Available in diameters 123mm 195mm 245mm

(**) Special execution

| Standard sizes |
|----------------|
| 200 |
| 300 |
| 400 |
| 500 |
| 600 |
| 625 |
| 800 |
| 825 |



PS PLENUM

PPS SERIES

OVERVIEW

OVERVIEW :

The PPS series of polystyrene assemblable plenum boxes have a density of 45 kg/m³, with a Fire class I quality, eternally crystallised.

The transformation process and the special properties of the material, make the PPS a very compact and lightweight plenum.

These special features combined to the trapezoidal shape that distinguish it, allows the fixing of the unit in completed countersealing structure. This facilitates both the realisation and maintenance of the system. Given the light weight, the plenum is positioned on the structure of the counter ceiling, eliminating therefore the necessity of using hanging clips for fixing to the ceiling. This has the advantage of reducing considerably the fitting time and a saving of the space used of over 50%, compared to a traditional plenum box.

The PPS has an excellent thermal acoustic insulation characteristic. It does not therefore require additional insulating material.

The PPS plenums can be supplied already assembled with a square 600x60mm diffuser panel, model KQ1, complete with regulation damper in ABS and equalizer, ready for installation.

As an alternative, there is also a version assembled but without the diffuser fitted.

Lastly a kit is also available, comprising the plenum, the connection "C", bar "A" and assembly diagram.

Installation: once the diffuser has been fitted to the plenum using the screw "V" (PPS-V680T) to bar "A", the plenum is positioned on the counter ceiling structure.

TECHNICAL CHARACTERISTICS:

fire reaction:
Class 1 - Test report CSI DC01/378F05.
Euroclass E - Test report CSI DC01/656F07

Mechanic resistance:
10% deformation with 226kPa pressure - Test report CSI 0936/FPM/MATs/07.

Water absorption:
Increase average volume 3,26% in full immersion, tested according to UNI EN 12087 method 2A - Test report CSI 0936/FPM/MATs/07_2.

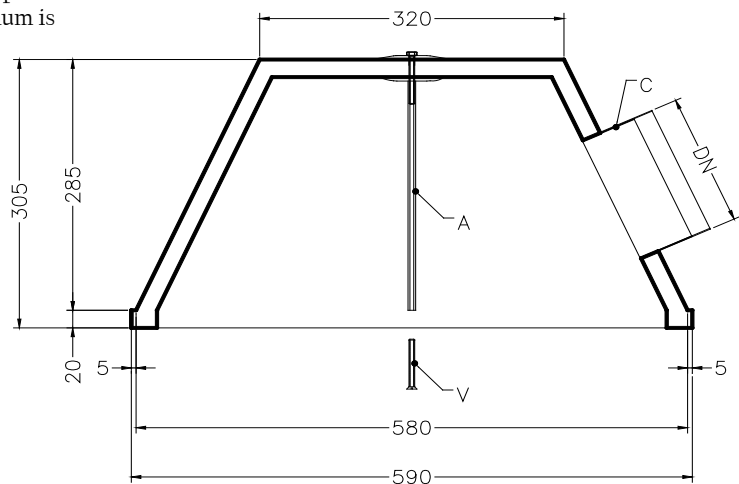
Thermal conductivity:
 Δ (average) 0,0320 W/mK - Test report CSI 0037/DC/TTS/07.

Thermal resistance:
R (average) 0.637 m²K/W - Test report CSI 0037/DC/TTS/07.

Test certificate type:
Certificate CSI DE/1831/07 issued in conformity to directive 89/106/CEE on the basis of UNI EN 13163/2003 and UNI EN 13172/2003.

The documentation indicated above can viewed in electronic form in Italian with prior agreement from the Technical Department.

ASSEMBLED PPS





PS PLENUM

PPS SERIES

OVERVIEW

| Image | Description | Connector diameter | Code |
|-------|---|--------------------|---------------|
| | Plenum in PS already assembled with connector in ABS with damper and without equalizer. | 125 | PPS-PS125 |
| | | 160 | PPS-PS160 |
| | | 200 | PPS-PS200 |
| | | 250 | PPS-PS250 |
| | Plenum in PS already assembled, complete with connector in ABS with damper and equalizer. | 125 | PPS-PES125 |
| | | 160 | PPS-PES160 |
| | | 200 | PPS-PES200 |
| | | 250 | PPS-PES250 |
| | Plenum in PS already assembled, complete with connector in ABS with damper, equalizer and diffuser KQ1 600. | 125 | PPS-KQIPES125 |
| | | 160 | PPS-KQIPES160 |
| | | 200 | PPS-KQIPES200 |
| | | 250 | PPS-KQIPES250 |

ACCESSORIES

| | | | |
|--|---|-----|-----------|
| | Only PS bell shape body with fixing bar (without connector) | | PPS-KIT |
| | Equalizer for plenum | | PPS-E |
| | Connector in ABS | 125 | RR10-125 |
| | | 160 | RR10-160 |
| | | 200 | RR10-200 |
| | | 250 | RR10-250 |
| | Damper for connectors in ABS | 125 | RRS10-125 |
| | | 160 | RRS10-160 |
| | | 200 | RRS10-200 |
| | | 250 | RRS10-250 |
| | Fixing screw (usually already included in the DIFFUSER) | | PPS-V680T |